

Floquet engineering of non-equilibrium superradiance

Lukas Broers^{1,2} * and Ludwig Mathey^{1,2,3}

1 Center for Optical Quantum Technologies, University of Hamburg, Hamburg, Germany

2 Institute for Laser Physics, University of Hamburg, Hamburg, Germany

3 The Hamburg Center for Ultrafast Imaging, Hamburg, Germany

* lbroers@physnet.uni-hamburg.de

Abstract

We demonstrate the emergence of a non-equilibrium superradiant phase in the dissipative Rabi-Dicke model. This phase is characterized by a photonic steady state that oscillates with a frequency close to the cavity frequency, in contrast to the constant photonic steady state of the equilibrium superradiant phase in the Dicke model. We relate this superradiant phase to the population inversion of Floquet states by introducing a Schwinger representation of the driven two-level systems in the cavity. This inversion is depleted near Floquet energies that are resonant with the cavity frequency to sustain a coherent light-field. In particular, our model applies to solids within a two-band approximation, in which the electrons act as Schwinger fermions. We propose to use this Floquet-assisted superradiant phase to obtain controllable optical gain for a laser-like operation.



Copyright L. Broers and L. Mathey.

This work is licensed under the Creative Commons

[Attribution 4.0 International License](https://creativecommons.org/licenses/by/4.0/).

Published by the SciPost Foundation.

Received 16-03-2022

Accepted 27-10-2022

Published 13-02-2023

doi:[10.21468/SciPostPhys.14.2.018](https://doi.org/10.21468/SciPostPhys.14.2.018)



Check for updates

Contents

| | | |
|----------|--|-----------|
| 1 | Introduction | 2 |
| 2 | Dissipative Rabi-Dicke Model | 3 |
| 3 | Floquet-Assisted Superradiant Phase | 4 |
| 4 | Floquet State Population Inversion | 7 |
| 5 | Cavity-Resonant Floquet Energies | 9 |
| 6 | Conclusion | 11 |
| A | Analytical Steady State Solutions | 12 |
| | References | 14 |

1 Introduction

Driven dissipative quantum systems display a plethora of intriguing phenomena, including unconventional coherent light sources and amplification mechanisms. Phenomena such as lasing without inversion [1–4], lasing with driven quantum dots [5, 6] and population inversion in strongly driven two-level systems [7, 8], have been proposed or implemented to extend the conventional lasing mechanism. These examples are based on the non-equilibrium dynamics of the dissipative Rabi model, which presents a minimal example of driven quantum systems. Similarly, driven Dicke models [9] exhibit rich non-equilibrium dynamics of superradiant phase transitions and unconventional lasing states [10–19]. Driving the coupling in cavity-BEC setups, which can be mapped onto the dissipative Dicke model, hosts several non-equilibrium phases [20–25]. Incoherently pumped Strontium transitions have been used to explore the crossover regime of superradiant lasing [26, 27]. Nitrogen vacancy (NV) center spins in diamond present a similar platform that has been used to create superradiant lasers [28–30]. In many-body systems, Floquet engineering aims to tune collective properties, such as band topology [31–35], with coherent driving [36–38]. It has been shown that population inversion of Floquet states can occur in driven systems [39–41]. Floquet theory itself presents a method to describe the effective dressed states in driven systems and their population, and is applicable to driven dissipative cavity systems [42, 43], in particular.

We present the emergence of a Floquet-assisted superradiant phase (FSP) in the dissipative Dicke model under the influence of circularly polarized driving of the two-level systems, reminiscent of the Rabi model. This superradiant phase is distinct from other recently explored dynamical phases and lasing mechanisms in the Dicke model such as the dynamical phases that emerge under parametric driving of the coupling [20–25], NV room temperature superradiant lasers [28–30] and the Floquet maser realized using magnetic feedback circuits [44]. The FSP presents a mechanism for light-amplification and coherent light sources in two-level systems that is induced by the driven coherences between effective dressed states and is thus not captured by semi-classical rate equations in which population inversion is impossible. We find that this mechanism originates from the effective population inversion of Floquet states that is depleted and transferred into the cavity if the cavity frequency is close to resonance with the Floquet energy difference. This photonic coherent state saturates quickly, leading to a steady state of constant magnitude with respect to the coupling strength. We analytically determine the regime of driving field strengths in which the system displays Floquet state population inversion and is therefore susceptible to the FSP. We further present an analytical prediction of the parameters at which the FSP first emerges in the limit of small coupling strengths.

This work demonstrates that despite the fact that Floquet states are effective descriptions with energies that are only defined modulo multiples of a given driving frequency, their population inversion can induce and sustain a coherent photonic state in a close-to-resonant cavity. The connection between this light-amplification mechanism in two-level systems and effective populations of Floquet states translates into solid-state systems that can be described with two bands, e.g. monolayer graphene. This suggests the possibility of coherent Floquet engineered light-amplification in solids, where the dispersion relation leads to a modification of our model in which the two-level systems are no longer equal and their collective coupling to the cavity becomes more intricate. Such a system would still be susceptible to the mechanisms that underly the FSP which we describe here.

This work is structured as follows. In section 2, we describe the Rabi-Dicke model and its dissipative mean-field description. In section 3, we present numerical results for the phase diagram of the photonic steady state which shows the FSP. We also show the photonic steady state of the FSP in frequency space as a function of the driving field strength. Further, we present analytical calculations of the Dicke superradiant transition in this model. In section

4, we extend our results to a Schwinger representation which we use to calculate two-point correlation functions and Floquet state populations. In this representation we demonstrate the population inversion of the Floquet states and its depletion in the FSP. We then present an approximation of the Floquet energies of the two-level system in the FSP from an approximate bichromatic Floquet description. In section 5, we present analytical bounds for the driving field strengths at which population inversion occurs. Additionally, we demonstrate an accurate description of the onset at which the FSP first occurs for weak coupling to the cavity. In section 6, we conclude and discuss our findings.

2 Dissipative Rabi-Dicke Model

We consider a system of N identical two-level systems with level-spacing ω_z coupled to a single lossy cavity mode with frequency ω_c , as schematically depicted in Fig. 1. We emphasize that the dynamical superradiant state can be realized on any set of well-defined two-level systems, including solids in a two-band approximation, see e.g. [45]. The individual two-level systems experience Rabi-like driving with frequency ω_d and effective field strength E_d . The Hamiltonian of this Rabi-Dicke model is

$$\frac{1}{\hbar}H = \sum_{j=1}^N \left[\frac{\omega_z}{2} \sigma_z^j + \frac{E_d}{\omega_d} (e^{-i\omega_d t} \sigma_+^j + e^{i\omega_d t} \sigma_-^j) \right] + \omega_c a^\dagger a + \frac{\lambda}{\sqrt{N}} \sum_{j=1}^N (a + a^\dagger) \sigma_x^j, \quad (1)$$

where λ is the coupling strength and $\sigma_{x,y,z}^j$ are the Pauli-matrices of the j th two-level system. It is $\sigma_\pm = (\sigma_x \pm i\sigma_y)/2$. $a^{(\dagger)}$ is the photon annihilation (creation) operator. This Hamiltonian, that we use as the basis for our analysis, derives from an underlying model such as

$$\frac{1}{\hbar}H_0 = \frac{\omega_z}{2} \sigma_z + \frac{\omega_z}{2\hbar\omega_d} \vec{E} \vec{d} (e^{-i\omega_d t} \sigma_+ + e^{i\omega_d t} \sigma_-). \quad (2)$$

Here \vec{E} is the driving field and \vec{d} is the dipole moment of the transition. Our effective driving field strength relates to this case as $E_d = \frac{1}{2} \omega_z \vec{E} \vec{d} \hbar^{-1}$, where $2E_d \omega_d^{-1}$ is the Rabi frequency. As a second model that motivates the Hamiltonian H , we present the model

$$\frac{1}{\hbar}H_g = v_F(k_x + \frac{eE}{\hbar\omega_d} \cos(\omega_d t)) \sigma_x + v_F(k_y + \frac{eE}{\hbar\omega_d} \sin(\omega_d t)) \sigma_y \quad (3)$$

that we used in the context of light-driven graphene [41, 45]. Here $v_F = c/300$ is the Fermi velocity with the speed of light c . e is the elementary charge, E is the driving field strength and $k_{x,y}$ are the momentum components. Our effective driving field strength relates to this case as $E_d = ev_F E \hbar^{-1}$. In the following we take $\hbar = 1$.

We use a mean-field approximation of the photon dynamics via the coherent state ansatz $\alpha = \alpha_r + i\alpha_i = \langle a \rangle$, with the system separating into the two-level subsystem A and the cavity subsystem C resulting in the approximate Hamiltonian $H = \sum_j H_A^j + H_C$, with

$$H_A^j = \frac{\omega_z}{2} \sigma_z^j + \frac{E_d}{\omega_d} (e^{-i\omega_d t} \sigma_+^j + e^{i\omega_d t} \sigma_-^j) + \frac{\lambda \langle a + a^\dagger \rangle}{\sqrt{N}} \sigma_x^j, \quad (4)$$

$$H_C = \omega_c a^\dagger a + \lambda \sqrt{N} \langle \sigma_x \rangle (a + a^\dagger), \quad (5)$$

We include a cavity loss rate κ , such that the equation of motion of the photon mode is

$$\dot{\alpha} = -(i\omega_c + \kappa)\alpha - i\lambda \sqrt{N} \langle \sigma_x \rangle. \quad (6)$$

The Lindblad-von Neumann master equation of the two-level system is

$$\dot{\rho} = i[\rho, \frac{\omega_z}{2}\sigma_z + \frac{E_d}{\omega_d}(e^{-i\omega_d t}\sigma_+ + e^{i\omega_d t}\sigma_-) + \frac{2\lambda\alpha_r}{\sqrt{N}}\sigma_x] + \sum_{l \in \{+, -, z\}} \gamma_l [L_l \rho L_l^\dagger - \frac{1}{2}\{L_l^\dagger L_l, \rho\}], \quad (7)$$

where we omit the superscript j , since the two-level systems are all identical, in this approximation. We describe the dissipation of the two-level system in its instantaneous eigenbasis, which has been shown to accurately describe two-band solids [45]. In particular, the Lindblad operators are $L_+ = V\sigma_+V^\dagger$, $L_- = V\sigma_-V^\dagger$ and $L_z = V\sigma_zV^\dagger$, where V is the unitary transformation into the instantaneous eigenbasis of $H_A(t) = \epsilon_A(t)V\sigma_zV^\dagger$. $\epsilon_A(t)$ is the instantaneous eigenenergy of the Hamiltonian $H_A(t)$. γ_\pm and γ_z are the coefficients of spontaneous decay and dephasing, respectively. The equation of motion of the two-level system then takes the form (see App. A)

$$\dot{\rho} = i[\rho, H_A(t)] - \gamma_1(\rho - \frac{\mathbb{1}}{2}) - \frac{\gamma_2}{2}H_A(t)\epsilon_A^{-1}(t) - \frac{\gamma_3}{2}\text{Tr}(\rho H_A(t))H_A(t)\epsilon_A^{-2}(t), \quad (8)$$

with

$$\gamma_1 = (\gamma_- + \gamma_+)/2 + 2\gamma_z, \quad \gamma_2 = \gamma_- - \gamma_+, \quad \gamma_3 = (\gamma_- + \gamma_+)/2 - 2\gamma_z. \quad (9)$$

Throughout this work we use $\gamma_- + \gamma_+ = \frac{\omega_d}{100\pi}$, $\gamma_+ = \gamma_- e^{-\frac{2\epsilon_A}{k_B T}} \approx 0$, $\gamma_z = \frac{\omega_d}{50\pi}$ and $\kappa = \frac{\omega_c}{100}$. Due to these small values of the decay and dephasing coefficients, the Floquet states are well-resolved in frequency space. The cavity loss rate κ is very small compared to ω_c which constitutes the 'good cavity' regime. We find that the FSP depends on dissipation and is in particular sensitive to the cavity loss rate. However, the scaling behavior with respect to dissipation is not the focus of this work. Rather, we point out the existence of a novel superradiant phase, that emerges in the presence of optical driving. For this purpose we choose a dissipative model. We note that the Lindblad master equation applied to strongly driven two-level systems with weak dissipation has been found to show some deviations from more accurate methods [46]. We understand these deviations to be small enough to not affect the central results of this paper. The specific choice of the dissipative model in the instantaneous eigenbasis is motivated by the natural dissipative environment of electrons in solids [45]. The two-level systems that we consider here can be realized as two electron states, with one electron occupying one or the other. As we describe below, these two states can be embedded in a four-level system that includes both states to be occupied or empty, within a Schwinger construction. While this is the natural Hilbert space for an electronic realization, we emphasize that the results we obtain here can be generated from the Rabi-Dicke model, i.e. Eq. 1.

3 Floquet-Assisted Superradiant Phase

We determine the steady state regimes of the system. For that purpose, we solve the equations of motion Eqs. 6 and 7 and find the photonic state $\alpha(t)$, which serves as the order parameter of superradiant phases. In Fig. 2 (a), we show the magnitude of α as a function of the driving field strength E_d and the coupling strength λ , for $\omega_z = \omega_d/2$ and $\omega_c = \omega_d/4$, as an example. We note that no specific ratio between these frequencies is required. We find two phases of non-zero $|\alpha|$. The phase for small driving field strengths E_d is related to the Dicke superradiant phase and approaches it for $E_d \rightarrow 0$, which is an equilibrium phenomenon. In this limit, Eq. 1 recovers the dissipative Dicke-model. To capture this state, we write the equilibrium state of the static two-level system as

$$\rho = \frac{1}{2}(\mathbb{1} - \frac{\gamma_- - \gamma_+}{\gamma_- + \gamma_+} \frac{H_A}{\epsilon_A}), \quad (10)$$

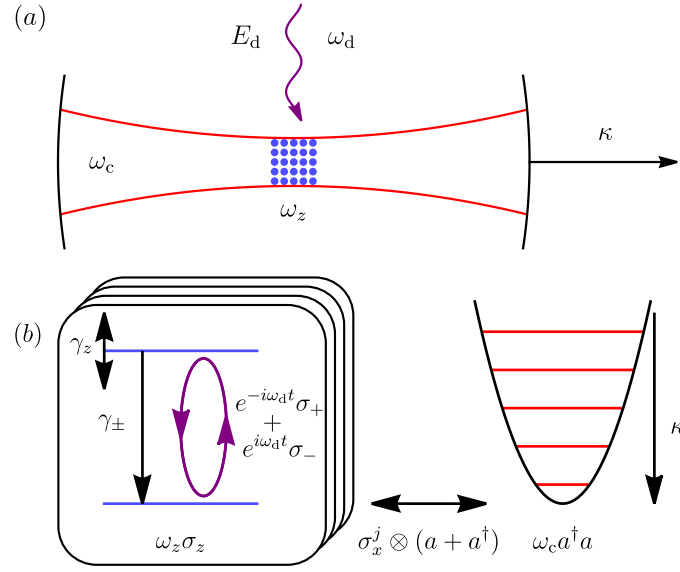


Figure 1: An illustration of the dissipative Rabi-Dicke model (a) and a depiction of its Hamiltonian as in Eq. 1 (b). A cavity (red) contains a set of identical two-level systems (blue) which experience circularly polarized Rabi-like driving (purple). γ_{\pm} and γ_z denote the coefficients of dissipative processes in the two-level systems, i.e. spontaneous decay and dephasing. κ is the loss rate of the cavity, which determines the coherent output of the cavity.

which solves Eq. 8. We find the corresponding photonic steady state from Eq. 6 by inserting $\dot{\alpha} = 0$ and $\langle \sigma_x \rangle = \rho_x$. It is

$$0 = -(i\omega_c + \kappa)(\alpha_r + i\alpha_i) - i\lambda\sqrt{N}\rho_x, \quad (11)$$

with

$$\rho_x = -\frac{\gamma_- - \gamma_+}{\gamma_- + \gamma_+} \frac{4\lambda\alpha_r N^{-\frac{1}{2}}}{\sqrt{\omega_z^2 + 16\lambda^2\alpha_r^2 N^{-1}}}, \quad (12)$$

which we solve to find

$$\frac{\alpha}{\sqrt{N}} = (1 + i\frac{\kappa}{\omega_c}) \sqrt{\left(\frac{\gamma_- - \gamma_+}{\gamma_- + \gamma_+} \frac{\lambda\omega_c}{\omega_c^2 + \kappa^2}\right)^2 - \left(\frac{\omega_z}{4\lambda}\right)^2}. \quad (13)$$

If α is purely imaginary, then ρ_x is zero, because of Eq. 12. This implies that the $\alpha = 0$ solution is the state of the system, based on Eq. 11. If α has a non-vanishing real part, i.e. $\alpha_r \neq 0$, the system is in the Dicke superradiant state. We determine the critical coupling strength λ_c of this transition by setting the expression under the root in Eq. 13 equal to zero. It is

$$\lambda_c = \frac{1}{2} \sqrt{\frac{\gamma_- + \gamma_+}{\gamma_- - \gamma_+} \frac{\omega_z}{\omega_c} (\kappa^2 + \omega_c^2)}. \quad (14)$$

In the case of $\kappa = 0$ and $\gamma_+ = \gamma_- e^{-\frac{\omega_z}{k_B T}}$ this reproduces the well-known result for the critical coupling

$$\lambda_c = \frac{1}{2} \sqrt{\omega_z \omega_c \coth\left(\frac{\omega_z}{2k_B T}\right)} \xrightarrow{T \rightarrow 0} \frac{1}{2} \sqrt{\omega_z \omega_c}. \quad (15)$$

We show this transition in Fig. 2 (b) compared to the numerical solution, which show excellent agreement. Increasing E_d initially maintains this transition, but increases the critical coupling

strength $\lambda_c|_{E_d>0} - \lambda_c \propto E_d^2$. For the parameters in our example it is $\lambda_c = \frac{\omega_d}{4\sqrt{2}}$ for $E_d = 0$. Further, the phase is separated into two regimes by a boundary $E_d^b \approx 0.02\omega_d^2$ for $\lambda > \sqrt{2}\lambda_c$. For $E_d < E_d^b$ the phase shows similar scaling to the Dicke superradiant phase, i.e. the value of α matches the case of $E_d = 0$. For $E_d > E_d^b$ the system experiences heating in this part of the phase, due to the weak dissipation in the two-level systems.

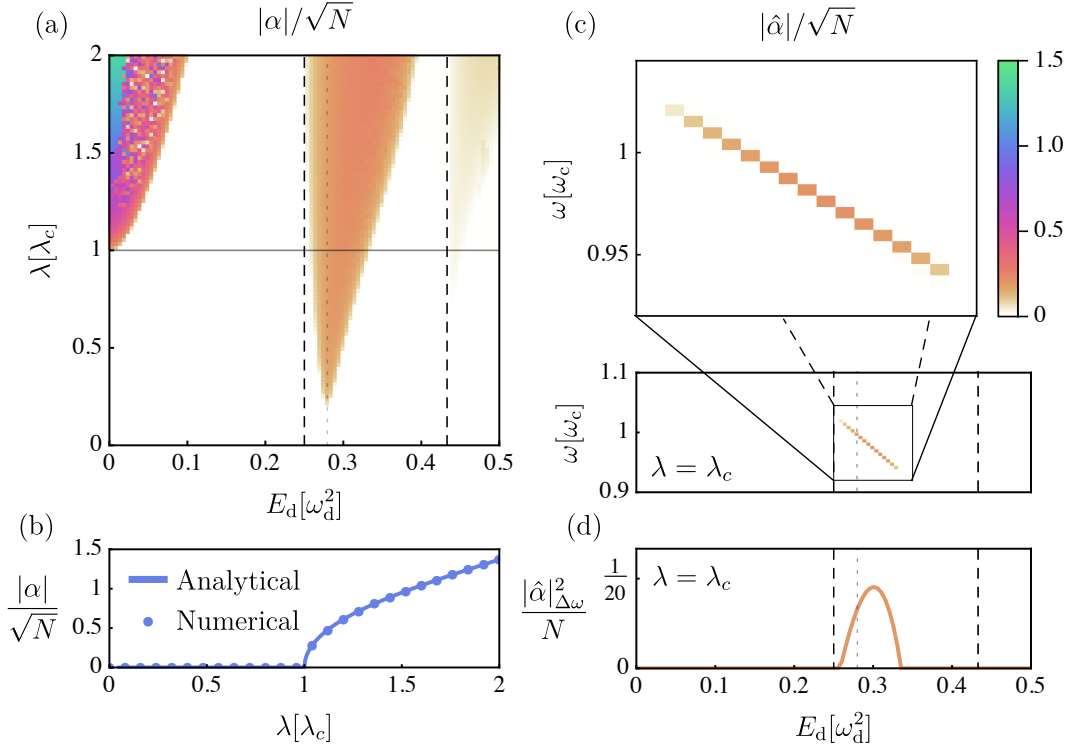


Figure 2: In panel (a) we show the magnitude of the photonic field α as a function of the driving field strength E_d and the coupling strength λ . For large E_d , the Floquet-assisted superradiant phase (FSP) emerges and exhibits an oscillating photonic steady state. In panel (b) we show the $E_d \rightarrow 0$ limit, i.e. the Dicke superradiant transition, which is predicted very well analytically. In panel (c) we show the magnitude of the Fourier transform $|\hat{\alpha}|/\sqrt{N}$ as a function of the driving field strength E_d for the coupling strength $\lambda = \lambda_c$. In the FSP, the steady state frequency of the cavity is close to the cavity frequency. We also show a zoomed-in version of the regime in which the FSP occurs. In panel (d) we show the power spectrum $|\hat{\alpha}|_{\Delta\omega}^2 N^{-1}$ of the FSP integrated over the frequencies shown in (c) in order to compensate for the frequency shift of the FSP as a function of E_d . The dashed lines in (a), (c) and (d) indicate the analytically determined lower bound for the FSP, see Eqs. 25 and 26. The dotted lines in (a), (c) and (d) indicate the driving field strength at which the Floquet energy spacing is equal to the cavity frequency.

For larger field strengths E_d , there is a second superradiant phase, the FSP, with a non-zero photon amplitude $|\alpha|$. The existence and properties of this non-equilibrium state is the central point of this paper. For weak coupling, i.e. $\lambda \ll \lambda_c$, this phase emerges at the driving field strength at which the difference of Floquet quasi-energies is resonant with the cavity mode, as we discuss later. For increasing λ , this domain broadens and gives the tongue structure in Fig. 2 (a). Within this phase, $|\alpha|$ quickly approaches a constant value for increasing coupling strength λ . The dashed line in Fig. 2 (a) indicates the asymptotic lower bound of the FSP

for increasing λ . We calculate and present the driving field strengths that bound the FSP in section 5. A natural regime of realizing the FSP is given by two requirements. On the one hand, the instantaneous eigenenergy ϵ_A , which is of the order of the driving frequency ω_d , needs to exceed the temperature. This derives from the ratio $\gamma_2/(\gamma_1 + \gamma_3) = \tanh(\frac{\epsilon_A}{k_B T})$. On the other hand the driving field strengths E_d has to be sufficiently high to drive the system into the FSP, specifically $E_d/\omega_d^2 \approx 0.3$. For the case of graphene, see Eq. 3, for electric fields of the order of 18MV m^{-1} , and for temperatures of the order of 100K , this results in driving frequencies around $\omega_d \approx 2\pi \times 48\text{THz}$. Note that for very large E_d beyond the point at which the Floquet bands cross, there is a further very faint phase, to be discussed elsewhere.

In Fig. 2 (c) we show the magnitude of the Fourier transform $\hat{\alpha}(\omega)$ of the photonic steady state as a function of the driving field strength E_d at $\lambda = \lambda_c$, indicated by the solid line in Fig. 2 (a). We see that the steady state of the cavity in the FSP oscillates with a frequency close to the cavity frequency ω_c . This differs from the Dicke superradiant phase in which the steady state is not oscillatory. The frequency in the FSP is the effective Floquet energy difference of the two-level system, which is interacting non-linearly with the cavity mode, as we elaborate in the following section. This energy is equal to the cavity frequency ω_c at the driving field strength indicated by the vertical dotted lines, which is the same as the onset driving field strength at which the FSP emerges for small λ in Fig. 2 (a). In Fig. 2 (d) we show the power spectrum of the photon mode $|\hat{\alpha}|_{\Delta\omega}^2 = \int |\hat{\alpha}(\omega)|^2 d\omega$, integrated over the range of frequencies shown in Fig. 2 (c) in order to compensate for the shifting frequency of the FSP as a function of the driving field strength E_d . In the following section, we show that this profile of the magnitude of the order parameter is related to the depleted population inversion of the Floquet states of the two-level system.

4 Floquet State Population Inversion

To understand the underlying mechanism from which the FSP originates, we calculate the Floquet state population of the driven two-level system. We introduce a Schwinger representation of the two-level Hamiltonian in Eq. 4, and calculate the population in frequency space. In this representation the system is embedded into a larger system consisting of two modes b_1 and b_2 . The resulting Hilbert-space is spanned by the creation operators b_1^\dagger and b_2^\dagger of these two modes. Note that these modes can be understood as hard-core bosons in the atomic case of the Dicke model, i.e. $b_1^2 = b_2^2 = 0$, but also as fermions in two-band models of solid-state systems, where these are the electrons, cp. [41, 45]. Our mean-field results are not affected by the specific exchange relations, bosonic or fermionic. The Pauli-matrices are written as

$$\sigma_x = b_1^\dagger b_2 + b_2^\dagger b_1, \quad \sigma_y = i(b_1^\dagger b_2 - b_2^\dagger b_1), \quad \sigma_z = b_1^\dagger b_1 - b_2^\dagger b_2. \quad (16)$$

We calculate the two-point correlation functions $\langle b_j^\dagger(t_2)b_j(t_1) \rangle$ and determine the frequency resolved population of the two-level steady state as

$$n(\omega) = \frac{1}{(\tau_2 - \tau_1)^2} \int_{\tau_1}^{\tau_2} \int_{\tau_1}^{\tau_2} \sum_{j=1}^2 \langle b_j^\dagger(t_2)b_j(t_1) \rangle e^{-i\omega(t_2-t_1)} dt_2 dt_1, \quad (17)$$

where the time τ_1 is large enough for the system to have reached a steady state and $(\tau_2 - \tau_1)$ is large enough to contain hundreds of driving periods. Note that in this calculation the operators $b_j(t_1)$ and $b_j^\dagger(t_2)$ act only on one of the N atoms. For large N , we assume that the remaining $N - 1$ atoms maintain their steady state unaltered, such that the steady state $\alpha(t)$ is also not affected by either action of $b_j(t_1)$ or $b_j^\dagger(t_2)$.

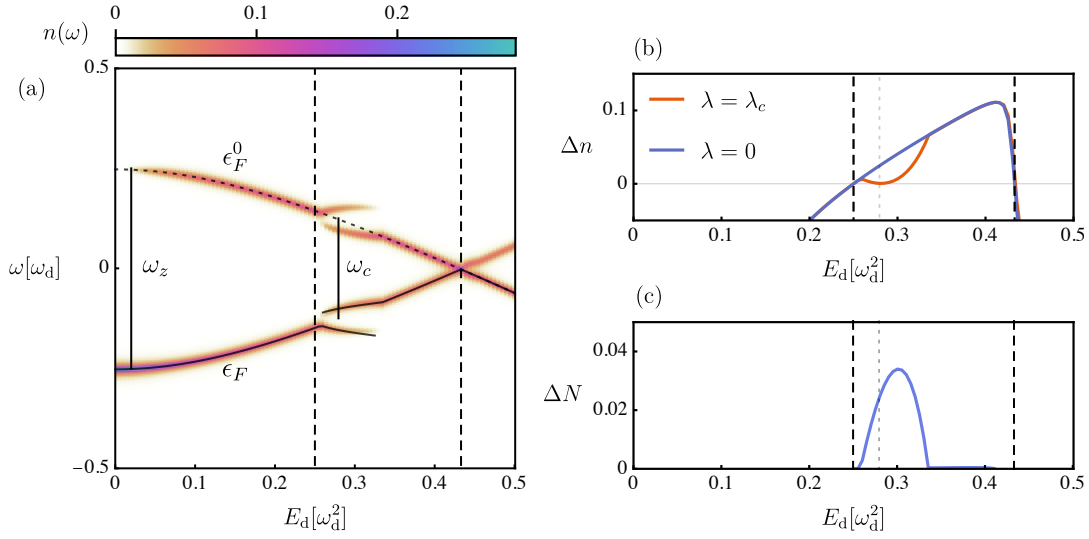


Figure 3: In panel (a) we show the Floquet state population $n(\omega)$ as a function of the driving field strength E_d calculated in the Schwinger formalism. The dotted line indicates the Floquet energies ϵ_F^0 for $\lambda = 0$, the solid lines indicate the approximate Floquet energies ϵ_F for $\lambda = \lambda_c$ which we obtain from Eq. 21. In panel (b) we show the effective population difference Δn between Floquet states for $\lambda = 0$ (blue) and $\lambda = \lambda_c$ (red). The regime in which population inversion occurs also contains the FSP, which depletes the inversion. In panel (c) we show the difference ΔN between the two populations in panel (b). The dashed lines in all panels indicate the values of E_d that bound the regime in which population inversion occurs, see Eqs. 25 and 26. The dotted gray lines in (b) and (c) indicate the driving field strength at which the Floquet energy difference $\Delta \epsilon_F^0$ is resonant with the cavity frequency ω_c .

We show $n(\omega)$ as a function of the driving field strength E_d in Fig. 3 (a) for $\lambda = \lambda_c$. We use the same values of $\omega_z = \omega_d/2$ and $\omega_c = \omega_d/4$ as for the example in Fig. 2. We see that the state of the probed two-level system is distributed across frequencies that are resonant with the Floquet energies of the system and its replicas $\pm \epsilon_F^0 + m\omega_d$, $m \in \mathbb{Z}$. For $\lambda = 0$, and $\alpha = 0$, these Floquet energies are

$$\epsilon_F^0 = \frac{\omega_d}{2} \pm \sqrt{\frac{E_d^2}{\omega_d^2} + \frac{(\omega_d - \omega_z)^2}{4}}. \quad (18)$$

In the regime of the FSP, the Floquet spectrum is modified due to the additional driving that the two-level system experiences from the interaction with the oscillating photonic steady state. We approximate that the FSP oscillates at $\omega_c = \omega_d/4$. The integer ratio of ω_d and ω_c is not required, it merely enables a two-frequency Floquet analysis. For this choice of frequencies the two-level Hamiltonian in Eq. 4 is

$$H(t) = e^{-i4\omega_c t} H_{-4} + e^{-i\omega_c t} H_{-1} + H_0 + e^{i\omega_c t} H_1 + e^{i4\omega_c t} H_4, \quad (19)$$

with

$$H_0 = \frac{\omega_z}{2} \sigma_z, \quad H_{\pm 1} = \frac{\lambda|\alpha|}{\sqrt{N}} \sigma_x, \quad H_{\pm 4} = \frac{E_d}{\omega_d} \sigma_{\mp}. \quad (20)$$

The corresponding Floquet Hamiltonian is

$$H_F = \begin{pmatrix} \dots & H_1 & & & H_4 & & & & \\ H_{-1} & H_0 + 2\omega_c & H_1 & & & & H_4 & & \\ & H_{-1} & H_0 + \omega_c & H_1 & & & & & H_4 \\ & & H_{-1} & H_0 & H_1 & & & & \\ H_{-4} & & & H_{-1} & H_0 - \omega_c & H_1 & & & \\ & H_{-4} & & & H_{-1} & H_0 - 2\omega_c & H_1 & & \\ & & H_{-4} & & & H_{-1} & & \dots & \end{pmatrix}. \quad (21)$$

It operates on the Floquet representation of the state

$$|\psi\rangle = (\dots, \psi_{\uparrow, (n-1)\omega_c}, \psi_{\downarrow, (n-1)\omega_c}, \psi_{\uparrow, n\omega_c}, \psi_{\downarrow, n\omega_c}, \dots)^T. \quad (22)$$

Inserting the numerical steady state solutions of α that we find using Eq. 6, and show in Fig. 2 (a), allows us to calculate the Floquet energies ϵ_F in the FSP using the Floquet Hamiltonian H_F . We show these Floquet energies as a function of the driving field strength E_d in Fig. 3 (a) as gray solid lines. We see that these energies match the dominantly populated frequencies in $n(\omega)$ of the two-level system very well. Note that slight mismatches are a consequence of the approximation that the photonic steady state oscillates with the frequency ω_c , which we made to justify the expression of H_F .

We sum up the population of all Floquet replicas to calculate the effective relative population of the two-level system as

$$\Delta n = \sum_{m=-\infty}^{\infty} \left[\int_{m\omega_d}^{(m+\frac{1}{2})\omega_d} n(\omega) d\omega - \int_{(m+\frac{1}{2})\omega_d}^{(m+1)\omega_d} n(\omega) d\omega \right]. \quad (23)$$

In Fig. 3 (b), we show this effective relative population Δn of the two-level system as a function of the driving field strength E_d for the cases of $\lambda = 0$ and $\lambda = \lambda_c$. We see that there is a regime in which the system experiences an effective population inversion, bracketed by the vertical dashed lines. In the case of non-zero coupling, i.e. $\lambda = \lambda_c$, part of the population inversion is partially depleted to maintain the FSP, i.e. the non-zero steady state of the photon mode. In Fig. 2 (a), we see that the range of the FSP increases for increasing values of λ , to approach the entire regime in which population inversion occurs. In general, the FSP regime is smaller than the inversion regime, because of the detuning of the cavity frequency ω_c and the Floquet quasi-energy difference $\Delta\epsilon_F^0$.

In Fig. 3 (c), we show the depletion of the effective population inversion of the two-level system

$$\Delta N = \Delta n|_{\lambda=0} - \Delta n|_{\lambda=\lambda_c}. \quad (24)$$

The behavior of ΔN agrees very well with that of the photonic steady state that we show in Fig. 2 (d) up to an overall factor. We conclude that the photonic steady state of the FSP originates from the effective population inversion of the Floquet states which is depleted to obtain a non-zero α . This explains the constant scaling of the FSP with respect to λ . In the limit of $\lambda \rightarrow \infty$, the intensity of the photonic steady state is limited by the population inversion of the Floquet states.

5 Cavity-Resonant Floquet Energies

While the magnitude of the photon amplitude α saturates quickly to a constant value with increasing λ , here we determine the onset of the FSP for small λ . For small λ , the FSP emerges

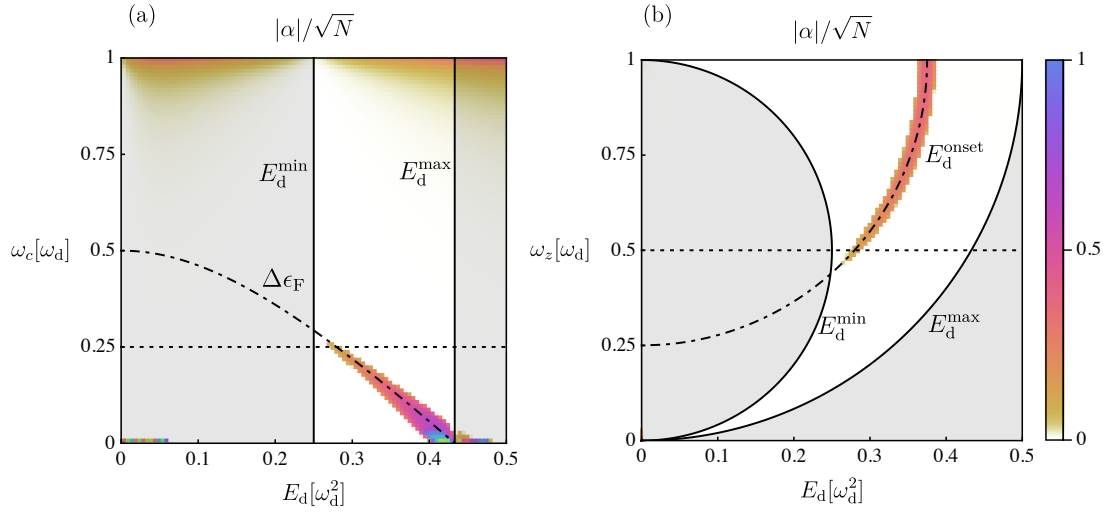


Figure 4: The magnitude of the photonic steady state α as a function of the driving field strength E_d , the cavity frequency ω_c (a) and the two-level energy spacing ω_z (b). The coupling is small with $\lambda = \omega_d/24$, such that the Floquet-assisted superradiant phase (FSP) appears only close to resonance between the cavity frequency ω_c and the Floquet energy difference $\Delta\epsilon_F^0$, indicated by dot-dashed lines at E_d^{onset} . The gray shaded areas are regimes in which no population inversion of Floquet states occurs. They are bounded by E_d^{\min} and E_d^{\max} . The dotted lines indicate the values of ω_c and ω_z of the other subfigure, respectively.

near resonance of the Floquet energy difference $\Delta\epsilon_F^0$ and the cavity frequency ω_c . We therefore present the dependence of the magnitude of α on the cavity frequency ω_c , as well as the two-level energy spacing ω_z . In Fig. 4 (a) we show the magnitude of α as a function of the driving field strength E_d and the cavity frequency ω_c at $\omega_z = \omega_d/2$ and $\lambda = \omega_d/24$. We see that the FSP emerges near resonance of $\Delta\epsilon_F^0$ and ω_c with the lower bound of E_d given by the regime of the population inversion of Floquet states. For $\omega_c \rightarrow 0$, the critical coupling λ_c decreases to values smaller than that of λ used here, such that we see the Dicke superradiant phase for small E_d . For $\omega_c \rightarrow \omega_d$ we see an expected finite population in the cavity as it becomes resonant with the driving field.

We find the analytical solutions of the driven dissipative steady state for $\lambda = 0$ (See App. A) and use them to calculate the driving field strength at which population inversion occurs (E_d^{\min}). We also calculate the driving field strengths at which the Floquet state energies cross (E_d^{\max}) and at which the Floquet energy difference is resonant with the cavity frequency (E_d^{onset}). They are

$$E_d^{\min} = \frac{\omega_d^2}{2} \sqrt{\frac{1}{4} - \left(\frac{1}{2} - \frac{\omega_z}{\omega_d}\right)^2}, \quad (25)$$

$$E_d^{\max} = \frac{\omega_d^2}{2} \sqrt{1 - \left(1 - \frac{\omega_z}{\omega_d}\right)^2}, \quad (26)$$

$$E_d^{\text{onset}} = \frac{\omega_d^2}{2} \sqrt{\left(1 - \frac{\omega_c}{\omega_d}\right)^2 - \left(1 - \frac{\omega_z}{\omega_d}\right)^2}. \quad (27)$$

We use the regime bound by E_d^{\min} and E_d^{\max} to estimate where Floquet state population inversion occurs and therefore the system is susceptible to the FSP. E_d^{onset} indicates where the FSP

first emerges for small λ , i.e. the driving field strength at which the Floquet energy difference is resonant with the cavity frequency. In Fig. 4 (b) we show these regimes and the magnitude of α as a function of the driving field strength E_d and the two-level spacing ω_z at $\omega_c = \omega_d/4$ and $\lambda = \omega_d/24$. We see that E_d^{onset} correctly predicts the initial onset of the FSP for small λ inside the region of Floquet state population inversion.

6 Conclusion

We have demonstrated the emergence of a Floquet-assisted superradiant phase (FSP) in the dissipative Rabi-Dicke model that is directly related to the effective Floquet state population inversion of the two-level system. We propose to tune the Floquet energy difference close to resonance with the cavity, which results in the emergence of the FSP. In the FSP, the population inversion is depleted to populate a coherent photonic steady state that oscillates with a frequency that is close to the cavity frequency. This frequency is the Floquet energy difference of the effectively bichromatically driven two-level systems.

We have presented the frequency resolved state population of the two-level system, calculated in a Schwinger representation, and found that the depletion of the population inversion qualitatively agrees with the magnitude of the photon state. We have characterized the onset of the FSP with respect to the cavity frequency and the two-level energy spacing in the limit of small coupling strengths analytically. This analytical result for the regime that experiences population inversion agrees with the emergence of the FSP with an initial onset for resonant cavity frequency and Floquet energy difference.

We emphasize that the FSP is conceptually distinct from other recently discussed dynamical phases in comparable systems. For instance, the dynamical normal phase [21] emerges in dissipative Dicke models with parametrically driven coupling strength and is characterized by the periodic emission of pulses with opposite phase. The Floquet maser [44] presents continuous superradiance by periodically inducing spin polarization inversion in a noble gas inside a magnetic feedback circuit. This system can be expressed using an undriven Dicke-adjacent model, albeit with different coupling terms. In NV center spins in room temperature diamonds [28–30] and in cold Strontium setups [26, 27], incoherent effective driving can lead to superradiant steady states for cavities that are resonant with the atomic or vacancy center spin transitions. While all of these non-equilibrium phases are captured by models related to the Dicke model, they are all substantially different from the FSP and its underlying mechanism.

The FSP presents a laser-like mechanism using population inverted Floquet states of two-level systems that are brought into resonance with a cavity mode. The model we have proposed is in particular applicable to solid-state systems coupled to a cavity, where the identical two-level systems are replaced by a momentum-dependent two-band model. The master equation approach that we utilized is well-suited for describing such materials dissipatively. In such materials, Floquet state population inversion has been observed which provides motivation to implement this mechanism, with the prospect of creating Floquet-assisted laser systems.

Acknowledgements

We thank Jayson Cosme, Jim Skulte and Stasis Chuchurka for very helpful discussions.

Funding information This work is funded by the Deutsche Forschungsgemeinschaft (DFG, German Research Foundation) – SFB-925 – project 170620586, and the Cluster of Excellence

‘Advanced Imaging of Matter’ (EXC 2056), Project No. 390715994.

A Analytical Steady State Solutions

We take a two-level Hamiltonian $H = \vec{H}\vec{\sigma}$, such that $\text{Tr}(H) = 0$. Let V be the transformation into the instantaneous eigenbasis of H , such that $VHV^\dagger = \epsilon\sigma_z$, where ϵ sets the energy scale of the Hamiltonian. In general such a Hamiltonian can be written as

$$H = \epsilon \begin{pmatrix} \cos(\theta) & e^{-i\phi} \sin(\theta) \\ e^{i\phi} \sin(\theta) & -\cos(\theta) \end{pmatrix}, \quad (\text{A.1})$$

such that

$$V = e^{i\sigma_y \frac{\theta}{2}} e^{i\sigma_z \frac{\phi}{2}}. \quad (\text{A.2})$$

We write the Lindblad-von Neumann master equation in the original basis of H , but include dissipation in the instantaneous eigenbasis, such that $L_z = V^\dagger \sigma_z V = H\epsilon^{-1} = h$ and $L_\pm = V^\dagger \sigma_\pm V$. It is

$$\dot{\rho} = i[\rho, H] + \sum_{i \in \{+, -, z\}} \gamma_i (L_i \rho L_i^\dagger - \frac{1}{2} \{L_i^\dagger L_i, \rho\}) \quad (\text{A.3})$$

$$= i\epsilon[\rho, h] + \gamma_z (\text{Tr}(h\rho)h - 2(\rho - \frac{\mathbb{1}}{2})) \quad (\text{A.4})$$

$$+ \gamma_- (-\frac{1}{2}h - \frac{1}{2}(\rho - \frac{\mathbb{1}}{2}) - \frac{1}{4}\text{Tr}(\vec{h}\vec{\rho})h) + \gamma_+ (+\frac{1}{2}h - \frac{1}{2}(\rho - \frac{\mathbb{1}}{2}) - \frac{1}{4}\text{Tr}(\vec{h}\vec{\rho})h), \quad (\text{A.5})$$

with $\rho = \frac{1}{2}(\mathbb{1} + \vec{\rho}\vec{\sigma})$. We simplify this to

$$\partial_t(\vec{\rho}\vec{\sigma}) = i\epsilon[\vec{\rho}\vec{\sigma}, \vec{h}\vec{\sigma}] - \gamma_1 \vec{\rho}\vec{\sigma} - \gamma_2 \vec{h}\vec{\sigma} - \gamma_3 (\vec{h}\vec{\rho})\vec{h}\vec{\sigma}, \quad (\text{A.6})$$

with

$$\gamma_1 = (\gamma_- + \gamma_+)/2 + 2\gamma_z, \quad \gamma_2 = \gamma_- - \gamma_+, \quad \gamma_3 = (\gamma_- + \gamma_+)/2 - 2\gamma_z \quad (\text{A.7})$$

and further

$$\dot{\vec{\rho}} = (2\epsilon(h \times \cdot) - \gamma_1 - \gamma_3 \vec{h} \langle \vec{h}, \cdot \rangle) \vec{\rho} - \gamma_2 \vec{h}. \quad (\text{A.8})$$

We find the steady state solution of the dissipative Rabi model by rewriting $\vec{\rho}(t)$ with respect to the basis $\{\vec{h}, \dot{\vec{h}}, \vec{h} \times \dot{\vec{h}}\}$, such that

$$\vec{\rho}(t) = \rho_1(t)\vec{h} + \rho_2(t)\dot{\vec{h}} + \rho_3(t)(\vec{h} \times \dot{\vec{h}}), \quad (\text{A.9})$$

$$\rho_1(t) = \vec{\rho}(t)\vec{h}, \quad (\text{A.10})$$

$$\rho_2(t) = |\dot{\vec{h}}|^{-2} \vec{\rho}(t)\dot{\vec{h}}, \quad (\text{A.11})$$

$$\rho_3(t) = |\dot{\vec{h}}|^{-2} \vec{\rho}(t)(\vec{h} \times \dot{\vec{h}}). \quad (\text{A.12})$$

Assuming that $|\dot{\vec{h}}|^2$ does not depend on time, the equations of motion become

$$\dot{\rho}_1(t) = \partial_t(\vec{h}\vec{\rho}) = \dot{\vec{h}}\vec{\rho} + \vec{h}\dot{\vec{\rho}} = |\dot{\vec{h}}|^2 \rho_2 - (\gamma_1 + \gamma_3)\rho_1 - \gamma_2, \quad (\text{A.13})$$

$$\dot{\rho}_2(t) = |\dot{\vec{h}}|^{-2} \partial_t(\dot{\vec{h}}\vec{\rho}) = |\dot{\vec{h}}|^{-2} (\ddot{\vec{h}}\vec{\rho} + \dot{\vec{h}}\dot{\vec{\rho}}) = -2\epsilon(t)\rho_3 - \gamma_1\rho_2 + |\dot{\vec{h}}|^{-2} \ddot{\vec{h}}\vec{\rho}, \quad (\text{A.14})$$

$$\dot{\rho}_3(t) = |\dot{\vec{h}}|^{-2} \partial_t((\vec{h} \times \dot{\vec{h}})\vec{\rho}) = 2\epsilon(t)\rho_2 - \gamma_1\rho_3 + |\dot{\vec{h}}|^{-2} (\dot{\vec{h}} \times \ddot{\vec{h}})\vec{\rho}. \quad (\text{A.15})$$

We expand the second derivative of the Hamiltonian vector \vec{h} in this basis as well and find

$$\ddot{\vec{h}}(t) = (\ddot{\vec{h}}\vec{h})\vec{h} + (\ddot{\vec{h}}\dot{\vec{h}})\dot{\vec{h}} + (\ddot{\vec{h}}(\vec{h} \times \dot{\vec{h}}))(\vec{h} \times \dot{\vec{h}}), \quad (\text{A.16})$$

$$\ddot{\vec{h}}(t)\vec{\rho}(t) = \rho_1(\ddot{\vec{h}}\vec{h}) + \rho_2(\ddot{\vec{h}}\dot{\vec{h}})|\dot{\vec{h}}|^2 + \rho_3(\ddot{\vec{h}}(\vec{h} \times \dot{\vec{h}}))|\dot{\vec{h}}|^2 = -\rho_1|\dot{\vec{h}}|^2 + \rho_3(\ddot{\vec{h}}(\vec{h} \times \dot{\vec{h}})), \quad (\text{A.17})$$

$$(\vec{h} \times \ddot{\vec{h}}(t))\vec{\rho}(t) = \rho_2((\vec{h} \times \ddot{\vec{h}}(t))\dot{\vec{h}})|\dot{\vec{h}}|^2 + \rho_3((\vec{h} \times \ddot{\vec{h}}(t))(\vec{h} \times \dot{\vec{h}}))|\dot{\vec{h}}|^2 = -\rho_2(\ddot{\vec{h}}(\vec{h} \times \dot{\vec{h}})). \quad (\text{A.18})$$

We then arrive at the equations of motion

$$\dot{\rho}_1(t) = |\dot{\vec{h}}|^2 \rho_2 - (\gamma_1 + \gamma_3)\rho_1 - \gamma_2, \quad (\text{A.19})$$

$$\dot{\rho}_2(t) = -2\epsilon(t)\rho_3 - \gamma_1\rho_2 - \rho_1 + \rho_3|\dot{\vec{h}}|^{-2}\vec{h}(\vec{h} \times \dot{\vec{h}}), \quad (\text{A.20})$$

$$\dot{\rho}_3(t) = 2\epsilon(t)\rho_2 - \gamma_1\rho_3 - \rho_2|\dot{\vec{h}}|^{-2}\vec{h}(\vec{h} \times \dot{\vec{h}}). \quad (\text{A.21})$$

In the Rabi-problem in particular it is $\vec{H} = (\frac{E_d}{\omega_d} \cos(\omega_d t), \frac{E_d}{\omega_d} \sin(\omega_d t), \frac{\omega_z}{2})^T$ and therefore

$$|\dot{\vec{h}}|^{-2}\vec{h}(\vec{h} \times \dot{\vec{h}}) = \frac{\omega_d \omega_z}{2\sqrt{\frac{E_d^2}{\omega_d^2} + \frac{\omega_z^2}{4}}}, \quad |\dot{\vec{h}}|^2 = \frac{E_d^2}{\frac{E_d^2}{\omega_d^2} + \frac{\omega_z^2}{4}}, \quad \epsilon(t) = \sqrt{\frac{E_d^2}{\omega_d^2} + \frac{\omega_z^2}{4}}, \quad (\text{A.22})$$

which are all constant in time. We assume a periodic steady state $\rho(t) = \rho(t + \frac{2\pi}{\omega_d})$ and express the equations of motion in terms of Fourier coefficients

$$im\omega\rho_1^m = |\dot{\vec{h}}|^2 \rho_2^m - (\gamma_1 + \gamma_3)\rho_1^m - \gamma_2\delta_{m,0}, \quad (\text{A.23})$$

$$im\omega\rho_2^m = -2\epsilon\rho_3^m - \gamma_1\rho_2^m - \rho_1^m + \rho_3^m|\dot{\vec{h}}|^{-2}\vec{h}\vec{f}, \quad (\text{A.24})$$

$$im\omega\rho_3^m = 2\epsilon\rho_2^m - \gamma_1\rho_3^m - \rho_2^m|\dot{\vec{h}}|^{-2}\vec{h}\vec{f}. \quad (\text{A.25})$$

We find that the Fourier modes do not couple in this representation. We solve the system of equations for arbitrary m and find the complete expressions for ρ_1^m , ρ_2^m and ρ_3^m , fully determining the dissipative steady state

$$\rho_1 = C\gamma_1^2\omega_d^4(4E_d^2\omega_d^{-2} + \omega_z^2) + C\omega_d^4((4E_d^2\omega_d^{-2} + \omega_z^2) - \omega_d\omega_z)^2, \quad (\text{A.26})$$

$$\rho_2 = -C\gamma_1\omega_d^4(4E_d^2\omega_d^{-2} + \omega_z^2), \quad (\text{A.27})$$

$$\rho_3 = -C\omega_d^4((4E_d^2\omega_d^{-2} + \omega_z^2) - \omega_d\omega_z)\sqrt{4E_d^2\omega_d^{-2} + \omega_z^2}, \quad (\text{A.28})$$

with the prefactor

$$C = \frac{-\gamma_2}{16E_d^4\Gamma + \Gamma\omega_d^4(\gamma_1^2 + (\omega_d - \omega_z)^2)\omega_z^2 + 4E_d^2\omega_d^2(\gamma_1^2\Gamma + \gamma_1\omega_d^2 + 2\Gamma\omega_z(-\omega_d + \omega_z))} \quad (\text{A.29})$$

and $\Gamma = \gamma_1 + \gamma_3$. Expressed in the original basis, it is

$$\rho_x(t) = C_2 2E_d \omega_d^{-1} ((\gamma_1^2 + \omega_z^2 - \omega_d \omega_z + 4E_d^2 \omega_d^{-2}) \cos(\omega_d t) + \gamma_1 E_d \sin(\omega_d t)), \quad (\text{A.30})$$

$$\rho_y(t) = C_2 2E_d \omega_d^{-1} ((\gamma_1^2 + \omega_z^2 - \omega_d \omega_z + 4E_d^2 \omega_d^{-2}) \sin(\omega_d t) - \gamma_1 E_d \cos(\omega_d t)), \quad (\text{A.31})$$

$$\rho_z(t) = C_2 ((\gamma_1^2 + (\omega_d - \omega_z)^2)\omega_z - 2E_d^2 \omega_d^{-2}(\omega_d - \omega_z)), \quad (\text{A.32})$$

with the prefactor

$$C_2 = C \sqrt{4E_d^2 + \omega_d^2 \omega_z^2}. \quad (\text{A.33})$$

In Fig. 5, we show the comparison between numerical results and the analytical solutions, which match exactly.

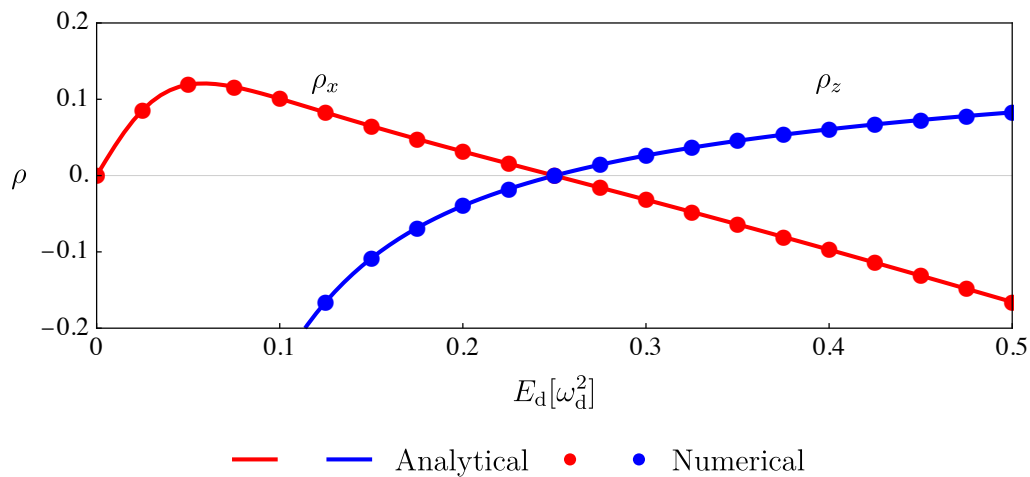


Figure 5: A comparison between the analytical (solid lines) and numerical (dots) results of the dissipative two-level steady state components ρ_x and ρ_z at $t = 2\pi\omega_d^{-1}$ for $\lambda = 0$. It is $\omega_z = \omega_d/2$. The zero-crossing of ρ_z matches the onset of Floquet state population inversion in Fig. 3 (b).

References

- [1] M. O. Scully, S.-Y. Zhu and A. Gavrielides, *Degenerate quantum-beat laser: Lasing without inversion and inversion without lasing*, Phys. Rev. Lett. **62**, 2813 (1989), doi:[10.1103/PhysRevLett.62.2813](https://doi.org/10.1103/PhysRevLett.62.2813).
- [2] J. Mompart and R. Corbalán, *Lasing without inversion*, J. Opt. B: Quantum Semiclassical Opt. **2**, R7 (2000), doi:[10.1088/1464-4266/2/3/201](https://doi.org/10.1088/1464-4266/2/3/201).
- [3] B. R. Mollow, *Stimulated emission and absorption near resonance for driven systems*, Phys. Rev. A **5**, 2217 (1972), doi:[10.1103/PhysRevA.5.2217](https://doi.org/10.1103/PhysRevA.5.2217).
- [4] J. Hauss, A. Fedorov, C. Hutter, A. Shnirman and G. Schön, *Single-qubit lasing and cooling at the Rabi frequency*, Phys. Rev. Lett. **100**, 037003 (2008), doi:[10.1103/PhysRevLett.100.037003](https://doi.org/10.1103/PhysRevLett.100.037003).
- [5] I. Yu. Chestnov, V. A. Shahnazaryan, A. P. Alodjants and I. A. Shelykh, *Terahertz lasing in ensemble of asymmetric quantum dots*, ACS Photonics **4**, 2726 (2017), doi:[10.1021/acsp Photonics.7b00575](https://doi.org/10.1021/acsp Photonics.7b00575).
- [6] J. V. Koski et al., *Floquet spectroscopy of a strongly driven quantum dot charge qubit with a microwave resonator*, Phys. Rev. Lett. **121**, 043603 (2018), doi:[10.1103/PhysRevLett.121.043603](https://doi.org/10.1103/PhysRevLett.121.043603).
- [7] Y. Zhang, E. Lötstedt and K. Yamanouchi, *Population inversion in a strongly driven two-level system at far-off resonance*, J. Phys. B: At. Mol. Opt. Phys. **50**, 185603 (2017), doi:[10.1088/1361-6455/aa8550](https://doi.org/10.1088/1361-6455/aa8550).
- [8] T. M. Stace, A. C. Doherty and S. D. Barrett, *Population inversion of a driven two-level system in a structureless bath*, Phys. Rev. Lett. **95**, 106801 (2005), doi:[10.1103/PhysRevLett.95.106801](https://doi.org/10.1103/PhysRevLett.95.106801).
- [9] R. H. Dicke, *Coherence in spontaneous radiation processes*, Phys. Rev. **93**, 99 (1954), doi:[10.1103/PhysRev.93.99](https://doi.org/10.1103/PhysRev.93.99).

- [10] P. Kirton, M. M. Roses, J. Keeling and E. G. Dalla Torre, *Introduction to the Dicke model: From equilibrium to nonequilibrium, and vice versa*, Adv. Quantum Technol. **2**, 1800043 (2018), doi:[10.1002/qute.201800043](https://doi.org/10.1002/qute.201800043).
- [11] D. Meiser, J. Ye, D. R. Carlson and M. J. Holland, *Prospects for a Millihertz-Linewidth laser*, Phys. Rev. Lett. **102**, 163601 (2009), doi:[10.1103/PhysRevLett.102.163601](https://doi.org/10.1103/PhysRevLett.102.163601).
- [12] J. G. Bohnet, Z. Chen, J. M. Weiner, D. Meiser, M. J. Holland and J. K. Thompson, *A steady-state superradiant laser with less than one intracavity photon*, Nature **484**, 78 (2012), doi:[10.1038/nature10920](https://doi.org/10.1038/nature10920).
- [13] M. J. Bhaseen, J. Mayoh, B. D. Simons and J. Keeling, *Dynamics of nonequilibrium Dicke models*, Phys. Rev. A **85**, 013817 (2012), doi:[10.1103/PhysRevA.85.013817](https://doi.org/10.1103/PhysRevA.85.013817).
- [14] J. Klinder, H. Keßler, M. Wolke, L. Mathey and A. Hemmerich, *Dynamical phase transition in the open Dicke model*, Proc. Natl. Acad. Sci. U.S.A. **112**, 3290 (2015), doi:[10.1073/pnas.1417132112](https://doi.org/10.1073/pnas.1417132112).
- [15] M. A. Norcia, M. N. Winchester, J. R. K. Cline and J. K. Thompson, *Superradiance on the millihertz linewidth strontium clock transition*, Sci. Adv. **2**, e1601231 (2016), doi:[10.1126/sciadv.1601231](https://doi.org/10.1126/sciadv.1601231).
- [16] P. Kirton and J. Keeling, *Superradiant and lasing states in driven-dissipative Dicke models*, New J. Phys. **20**, 015009 (2018), doi:[10.1088/1367-2630/aaa11d](https://doi.org/10.1088/1367-2630/aaa11d).
- [17] T. Laske, H. Winter and A. Hemmerich, *Pulse delay time statistics in a superradiant laser with calcium atoms*, Phys. Rev. Lett. **123**, 103601 (2019), doi:[10.1103/PhysRevLett.123.103601](https://doi.org/10.1103/PhysRevLett.123.103601).
- [18] S. B. Jäger, J. Cooper, M. J. Holland and G. Morigi, *Dynamical phase transitions to optomechanical superradiance*, Phys. Rev. Lett. **123**, 053601 (2019), doi:[10.1103/PhysRevLett.123.053601](https://doi.org/10.1103/PhysRevLett.123.053601).
- [19] F. Damanet, A. J. Daley and J. Keeling, *Atom-only descriptions of the driven-dissipative Dicke model*, Phys. Rev. A **99**, 033845 (2019), doi:[10.1103/PhysRevA.99.033845](https://doi.org/10.1103/PhysRevA.99.033845).
- [20] V. M. Bastidas, C. Emary, B. Regler and T. Brandes, *Nonequilibrium quantum phase transitions in the Dicke model*, Phys. Rev. Lett. **108**, 043003 (2012), doi:[10.1103/PhysRevLett.108.043003](https://doi.org/10.1103/PhysRevLett.108.043003).
- [21] R. Chitra and O. Zilberberg, *Dynamical many-body phases of the parametrically driven, dissipative Dicke model*, Phys. Rev. A **92**, 023815 (2015), doi:[10.1103/PhysRevA.92.023815](https://doi.org/10.1103/PhysRevA.92.023815).
- [22] J. G. Cosme, C. Georges, A. Hemmerich and L. Mathey, *Dynamical control of order in a cavity-BEC system*, Phys. Rev. Lett. **121**, 153001 (2018), doi:[10.1103/PhysRevLett.121.153001](https://doi.org/10.1103/PhysRevLett.121.153001).
- [23] H. Keßler, P. Kongkhambut, C. Georges, L. Mathey, J. G. Cosme and A. Hemmerich, *Observation of a dissipative time crystal*, Phys. Rev. Lett. **127**, 043602 (2021), doi:[10.1103/PhysRevLett.127.043602](https://doi.org/10.1103/PhysRevLett.127.043602).
- [24] J. Skulte, P. Kongkhambut, H. Keßler, A. Hemmerich, L. Mathey and J. G. Cosme, *Parametrically driven dissipative three-level Dicke model*, Phys. Rev. A **104**, 063705 (2021), doi:[10.1103/PhysRevA.104.063705](https://doi.org/10.1103/PhysRevA.104.063705).

- [25] P. Kongkhambut, H. Keßler, J. Skulte, L. Mathey, J. G. Cosme and A. Hemmerich, *Realization of a periodically driven open three-level Dicke model*, Phys. Rev. Lett. **127**, 253601 (2021), doi:[10.1103/PhysRevLett.127.253601](https://doi.org/10.1103/PhysRevLett.127.253601).
- [26] M. A. Norcia and J. K. Thompson, *Cold-strontium laser in the superradiant crossover regime*, Phys. Rev. X **6**, 011025 (2016), doi:[10.1103/PhysRevX.6.011025](https://doi.org/10.1103/PhysRevX.6.011025).
- [27] K. Debnath, Y. Zhang and K. Mølmer, *Lasing in the superradiant crossover regime*, Phys. Rev. A **98**, 063837 (2018), doi:[10.1103/PhysRevA.98.063837](https://doi.org/10.1103/PhysRevA.98.063837).
- [28] C. Bradac, M. T. Johnsson, M. van Breugel, B. Q. Baragiola, R. Martin, M. L. Juan, G. K. Brennen and T. Volz, *Room-temperature spontaneous superradiance from single diamond nanocrystals*, Nat. Commun. **8**, 1205 (2017), doi:[10.1038/s41467-017-01397-4](https://doi.org/10.1038/s41467-017-01397-4).
- [29] J. D. Breeze, E. Salvadori, J. Sathian, N. McN. Alford and C. W. M. Kay, *Continuous-wave room-temperature diamond maser*, Nature **555**, 493 (2018), doi:[10.1038/nature25970](https://doi.org/10.1038/nature25970).
- [30] Q. Wu, Y. Zhang, X. Yang, S.-L. Su, C. Shan and K. Mølmer, *A superradiant maser with nitrogen-vacancy center spins*, Sci. China Phys. Mech. Astron. **65**, 217311 (2021), doi:[10.1007/s11433-021-1780-6](https://doi.org/10.1007/s11433-021-1780-6).
- [31] T. Oka and H. Aoki, *Photovoltaic Hall effect in graphene*, Phys. Rev. B **79**, 081406 (2009), doi:[10.1103/PhysRevB.79.081406](https://doi.org/10.1103/PhysRevB.79.081406).
- [32] J. W. McIver, B. Schulte, F.-U. Stein, T. Matsuyama, G. Jotzu, G. Meier and A. Cavalleri, *Light-induced anomalous Hall effect in graphene*, Nat. Phys. **16**, 38 (2019), doi:[10.1038/s41567-019-0698-y](https://doi.org/10.1038/s41567-019-0698-y).
- [33] N. Fläschner, B. S. Rem, M. Tarnowski, D. Vogel, D.-S. Lühmann, K. Sengstock and C. Weitenberg, *Experimental reconstruction of the Berry curvature in a Floquet Bloch band*, Science **352**, 1091 (2016), doi:[10.1126/science.aad4568](https://doi.org/10.1126/science.aad4568).
- [34] M. Aidelsburger, M. Atala, M. Lohse, J. T. Barreiro, B. Paredes and I. Bloch, *Realization of the Hofstadter Hamiltonian with ultracold atoms in optical lattices*, Phys. Rev. Lett. **111**, 185301 (2013), doi:[10.1103/PhysRevLett.111.185301](https://doi.org/10.1103/PhysRevLett.111.185301).
- [35] L. Lu, J. D. Joannopoulos and M. Soljačić, *Topological photonics*, Nat. Photonics **8**, 821 (2014), doi:[10.1038/nphoton.2014.248](https://doi.org/10.1038/nphoton.2014.248).
- [36] T. Oka and S. Kitamura, *Floquet engineering of quantum materials*, Annu. Rev. Condens. Matter Phys. **10**, 387 (2019), doi:[10.1146/annurev-conmatphys-031218-013423](https://doi.org/10.1146/annurev-conmatphys-031218-013423).
- [37] M. Bukov, L. D'Alessio and A. Polkovnikov, *Universal high-frequency behavior of periodically driven systems: From dynamical stabilization to Floquet engineering*, Adv. Phys. **64**, 139 (2015), doi:[10.1080/00018732.2015.1055918](https://doi.org/10.1080/00018732.2015.1055918).
- [38] C. Weitenberg and J. Simonet, *Tailoring quantum gases by Floquet engineering*, Nat. Phys. **17**, 1342 (2021), doi:[10.1038/s41567-021-01316-x](https://doi.org/10.1038/s41567-021-01316-x).
- [39] J. Stehlik, Y.-Y. Liu, C. Eichler, T. R. Hartke, X. Mi, M. J. Gullans, J. M. Taylor and J. R. Petta, *Double quantum dot Floquet gain medium*, Phys. Rev. X **6**, 041027 (2016), doi:[10.1103/PhysRevX.6.041027](https://doi.org/10.1103/PhysRevX.6.041027).
- [40] T. M. Stace, A. C. Doherty and D. J. Reilly, *Dynamical steady states in driven quantum systems*, Phys. Rev. Lett. **111**, 180602 (2013), doi:[10.1103/PhysRevLett.111.180602](https://doi.org/10.1103/PhysRevLett.111.180602).

- [41] L. Broers and L. Mathey, *Observing light-induced Floquet band gaps in the longitudinal conductivity of graphene*, Commun. Phys. **4**, 248 (2021), doi:[10.1038/s42005-021-00746-6](https://doi.org/10.1038/s42005-021-00746-6).
- [42] C. H. Johansen, J. Lang, A. Morales, A. Baumgärtner, T. Donner and F. Piazza, *Multimode-polariton superradiance via Floquet engineering*, SciPost Phys. **12**, 094 (2022), doi:[10.21468/SciPostPhys.12.3.094](https://doi.org/10.21468/SciPostPhys.12.3.094).
- [43] X.-W. Luo and C. Zhang, *Self-adapted Floquet dynamics of ultracold bosons in a cavity*, Phys. Rev. Lett. **120**, 263202 (2018), doi:[10.1103/PhysRevLett.120.263202](https://doi.org/10.1103/PhysRevLett.120.263202).
- [44] M. Jiang, H. Su, Z. Wu, X. Peng and D. Budker, *Floquet maser*, Sci. Adv. **7**, eabe0719 (2021), doi:[10.1126/sciadv.abe0719](https://doi.org/10.1126/sciadv.abe0719).
- [45] M. Nuske, L. Broers, B. Schulte, G. Jotzu, S. A. Sato, A. Cavalleri, A. Rubio, J. W. McIver and L. Mathey, *Floquet dynamics in light-driven solids*, Phys. Rev. Res. **2**, 043408 (2020), doi:[10.1103/PhysRevResearch.2.043408](https://doi.org/10.1103/PhysRevResearch.2.043408).
- [46] W. S. Teixeira, F. L. Semião, J. Tuorila and M. Möttönen, *Assessment of weak-coupling approximations on a driven two-level system under dissipation*, New J. Phys. **24**, 013005 (2021), doi:[10.1088/1367-2630/ac43ee](https://doi.org/10.1088/1367-2630/ac43ee).