

Strong coupling at the τ -mass scale from an improved vector isovector spectral function

Diogo Boito^{1,2*}, Maarten Golterman^{3,4}, Kim Maltman^{5,6},
Santiago Peris⁴, Marcus V. Rodrigues¹ and Wilder Schaaf^{3,7}

¹ Instituto de Física de São Carlos, Universidade de São Paulo,
CP 369, 13560-970, São Carlos, SP, Brazil

² University of Vienna, Faculty of Physics, Boltzmannngasse 5, A-1090 Wien, Austria

³ Department of Physics and Astronomy, San Francisco State University,
San Francisco, CA 94132, USA

⁴ Department of Physics and IFAE-BIST, Universitat Autònoma de Barcelona,
E-08193 Bellaterra, Barcelona, Spain

⁵ Department of Mathematics and Statistics, York University, Toronto, ON Canada M3J 1P3

⁶ CSSM, University of Adelaide, Adelaide, SA 5005 Australia

⁷ Department of Physics, University of Washington, Seattle, WA 98195

* boito@ifsc.usp.br

16th International Workshop on Tau Lepton Physics (TAU2021)
Online, September 27 - October 1, 2021
doi:[10.21468/SciPostPhysProc.16](https://doi.org/10.21468/SciPostPhysProc.16)

Abstract

We perform a precise extraction of the QCD coupling at the τ -mass scale, $\alpha_s(m_\tau)$, from a new vector isovector spectral function which combines ALEPH and OPAL distributions for the dominant channels, $\tau \rightarrow \pi\pi^0\nu_\tau$, $\tau \rightarrow 3\pi\pi^0\nu_\tau$ and $\tau \rightarrow \pi 3\pi^0\nu_\tau$, with estimates of sub-leading contributions obtained from electroproduction cross-sections using CVC, as well as BaBar results for $\tau \rightarrow K^-K^0\nu_\tau$. The fully inclusive spectral function thus obtained is entirely based on experimental data, without Monte Carlo input. From this new data set, we obtain $\alpha_s(m_\tau) = 0.3077 \pm 0.0075$, which corresponds to $\alpha_s(m_Z) = 0.1171 \pm 0.0010$. This analysis can be improved on the experimental side with new measurements of the dominant $\pi\pi^0$, $\pi 3\pi^0$, and $3\pi\pi^0$ τ decay modes.



Copyright D. Boito *et al.*

This work is licensed under the Creative Commons

[Attribution 4.0 International License](https://creativecommons.org/licenses/by/4.0/).

Published by the SciPost Foundation.

Received 2021-12-14

Accepted 2024-12-11

Published 2025-07-14

doi:[10.21468/SciPostPhysProc.16.004](https://doi.org/10.21468/SciPostPhysProc.16.004)



Check for updates

1 Introduction

The extraction of the strong coupling, α_s , from weighted integrals of inclusive hadronic tau decay data ranks among the most precise determinations of this coupling based on experiment. Since 2008, the α_s^4 term in the perturbative QCD description of these inclusive quantities is exactly known [1, 2], which has renewed the interest in this process. Here, we report on the work of Ref. [3] where an updated, more precise, extraction of α_s has been performed, using a new vector isovector spectral function.

In order to perform reliable, self-consistent, QCD analyzes of tau decay data, the hadronic τ decay width is not sufficient — it is crucial to have information about the spectral functions. Any realistic analysis includes several integrated spectral function moments, which allows for the extraction of α_s and non-perturbative contributions in a combined fit. Obtaining the necessary experimental data is intrinsically difficult since, in principle, the theoretical description in QCD requires fully inclusive spectral functions, with measurements of all subleading hadronic decay channels. The most complete spectral functions have been produced and made publicly available by the ALEPH [4,5] and OPAL [6] collaborations.¹ Later, a number of updates of the ALEPH spectral functions have been produced, reflecting new experimental information on the different branching ratios and improving the separation in the vector (V) and axial-vector (A) components, among other changes. The most recent version was published in 2013 [8], correcting the correlation matrices that were underestimated in an earlier iteration [9]. The OPAL data, in turn, were updated to reflect more recent branching ratio measurements in Ref. [10].

Extractions of α_s from the ALEPH data have smaller experimental uncertainties [11], but extractions from the OPAL data are consistent within errors [10]. For the lack of a combined analysis, a weighted average between values obtained from the two data sets, assumed to be uncorrelated, has been quoted as the final result for α_s in Ref. [11]. This procedure, however, is not ideal since it does not combine the experimental information used to obtain the integrated moments in an optimal way. As is well established in the dispersive studies of the hadronic vacuum polarization contribution to the muon $g - 2$, for example, one should first combine the experimental results following a rigorous statistical procedure and then employ this new combined data set to perform discretized integrals [12,13]. This procedure also quantitatively tests the compatibility of the data sets and reveals potential local discrepancies, should they exist. This is one of the questions addressed in the work of Ref. [3].

Another reason for revisiting the α_s extraction from τ decay data is related to the subleading hadronic channels, to which we often refer as “residual modes”. The ALEPH and OPAL spectral functions include detailed measurements of the decay spectrum of dominant channels. These are the $\pi\pi^0$, $\pi 2\pi^0$, 3π , $\pi 3\pi^0$, and $3\pi\pi^0$ tau decay channels. However, these are not sufficient to obtain fully inclusive spectral functions and other subleading channels, such as $\tau \rightarrow \omega(\rightarrow \text{non } 3\pi)\pi^- \nu_\tau$, $\tau \rightarrow 6\pi \nu_\tau$, and $\tau \rightarrow K^- K^0 \nu_\tau$, were included by ALEPH and OPAL using Monte Carlo simulations [5,6]. These residual modes, although subleading, do play an important role in QCD studies: removing them makes the spectral function not inclusive enough which can lead to non-physical results. Recently, however, many new experimental results have appeared which allows for a significant improvement in the description of the residual modes in the vector channel. First, BaBar has measured the spectrum of $\tau \rightarrow K^- K^0 \nu_\tau$ [14]. Second, thanks to a wealth of new experimental measurements of many exclusive-channel cross sections in $e^+e^- \rightarrow \text{hadrons}$ [15–29] by the CMD-3, BaBar, and SND collaborations, conserved vector current (CVC) relations allow essentially all remaining vector isovector mode contributions to be obtained using exclusive mode electroproduction cross-section data (with negligible isospin-breaking corrections, as we discuss below). In Ref. [3], this recent experimental information was used to build a new vector isovector spectral function solely based on data, without the use of Monte Carlo simulations for any of the residual modes.

This new vector isovector spectral function has two main features. First, it relies on a combination of ALEPH and OPAL measurements of the dominant vector tau decay channels, namely $\tau \rightarrow \pi^- \pi^0 \nu_\tau$, $\tau \rightarrow 2\pi^- \pi^+ \pi^0 \nu_\tau$ and $\tau \rightarrow \pi^- 3\pi^0 \nu_\tau$, which had never been done in this context. Second, as explained above, all subleading modes are obtained from experiment. This new spectral function has smaller errors and is more inclusive than the ALEPH and OPAL results, since it contains more residual modes, covering 99.95% of the total vector branching

¹The spectral functions measured by CLEO [7] were never made public, to the best of our knowledge.

ratio (BF). With this new data set, we have performed an updated analysis of α_s at the τ -mass scale, following the framework of Refs. [10, 11, 30]. Below we discuss in more detail the work of Ref. [3] and summarize its main results.

2 Data combination and the new spectral function

The first ingredient in the new vector isovector spectral function is the combined ALEPH and OPAL data for the dominant τ decay channels: $\tau \rightarrow \pi^- \pi^0 \nu_\tau$, $\tau \rightarrow 2\pi^- \pi^+ \pi^0 \nu_\tau$, and $\tau \rightarrow \pi^- 3\pi^0 \nu_\tau$. Ideally, one would like to combine unit normalized spectral distributions for each channel individually, multiply them by up-to-date values of the respective BFs, and subsequently add them up to build the dominant channel contributions. In practice, however, this procedure is not possible because of the presence of 100% correlations in parts of the covariance matrices of the $3\pi\pi^0$ and $\pi 3\pi^0$ spectral distributions, which prevents the corresponding covariance matrices from being inverted (a crucial step in the data combination, as we will describe below). Without additional information on how these covariances are obtained and what they represent in terms of statistical and systematic errors, the solution to this problem is to first add all dominant channels, already normalized by the respective BFs, for each experiment separately and later combine the sums of the three dominant channels in a single data set. Since in the sum of the dominant channels the well-behaved $\pi\pi^0$ mode gives the largest contribution, this procedure leads to a well-defined covariance matrix and we therefore employ this route in our data combination.

For the data combination algorithm, we follow closely Refs. [12, 31]. In summary, we first define N_{cl} clusters which roughly play the role of bins for the combined data. Each cluster contains a number of data points. The representative value of s for each cluster, where s is the invariant mass of the final-state hadrons, is given by the weighted average of the s values of the data points contained in that cluster (the weights in this average are the inverses of the data-point uncertainty squared). The description of the combined data set is done by a piece-wise linear function given by the linear interpolation between the values of the spectral function in each cluster, that we denote $\rho^{(m)}$. Extrapolation is used for the few data points whose energy is smaller (larger) than the smallest (largest) cluster energy.

The N_{cl} values of the spectral function at each cluster, $\rho^{(m)}$, are then obtained by minimizing the following χ^2 function

$$\chi^2 = \sum_{i,j=1}^{N_{data}} [d_i - R(s_i; \rho)] (C^{-1})_{ij} [d_j - R(s_j; \rho)], \quad (1)$$

where N_{data} is the total number of experimental data points, d_i is i -th experimental value of the spectral function, and $R(s_i; \rho)$, which plays the role of “theory” in the minimization, is the value of the combined spectral function at the energy s_i , obtained as the linear interpolation between $\rho^{(m)}$ at each cluster center (and using extrapolation at the extremes). Finally, C is the total covariance matrix of the N_{data} experimental data points.

With the procedure outlined above one obtains the result displayed in the left panel of Fig. 1. In this figure, we show the total ALEPH, OPAL, and combined data for $\tau \rightarrow \pi^- \pi^0 \nu_\tau$, $\tau \rightarrow 2\pi^- \pi^+ \pi^0 \nu_\tau$, and $\tau \rightarrow \pi^- 3\pi^0 \nu_\tau$. These dominant channels are responsible for 98.0% of the total inclusive V channel BF. The χ^2/dof of the combination, 1.144, is very reasonable and we have also checked that for each cluster, locally, the χ^2 is, in general, very good. There are a handful of clusters with not-so-good χ^2 but they are so few that local error inflation makes no difference in our final results.

The next step is the inclusion of the residual modes. We include, in our new spectral function, the following decay modes: (i) $\pi^- \omega (\rightarrow \text{non-}3\pi)$, $K^- K^0$, $\eta \pi^- \pi^0$, $K \bar{K} \pi$, $3\pi^- 2\pi^+ \pi^0$,

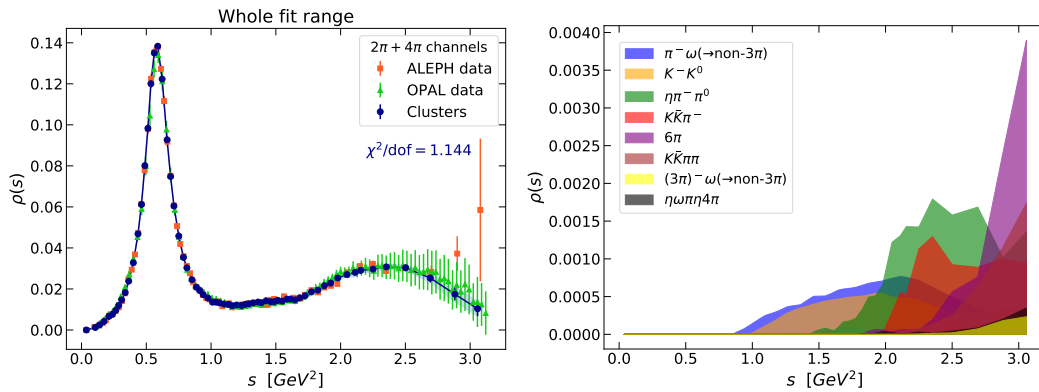


Figure 1: (Left panel) ALEPH (orange), OPAL (green), and combined data (blue) for the sum of the dominant vector isovector channels: $\tau \rightarrow \pi^- \pi^0 \nu_\tau$, $\tau \rightarrow 2\pi^- \pi^+ \pi^0 \nu_\tau$, and $\tau \rightarrow \pi^- 3\pi^0 \nu_\tau$. (Right panel) Residual mode contributions, channel by channel.

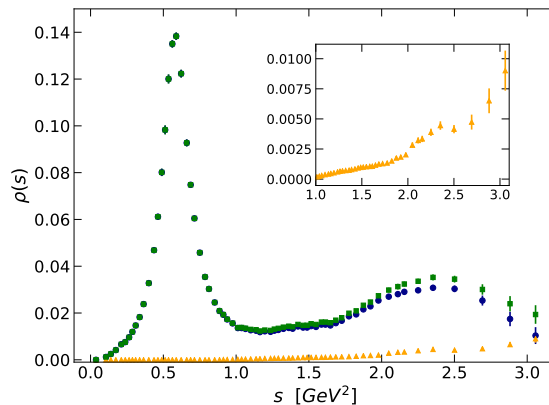


Figure 2: Total vector isovector spectral function (green) obtained from the addition of the dominant modes (blue) and the residual modes (yellow).

and $2\pi^- \pi^+ 3\pi^0$, which were also included by both the ALEPH and OPAL collaborations, (ii) $(3\pi)^- \omega (\rightarrow \text{non-}3\pi)$ and $K\bar{K}\pi\pi$, included only by ALEPH, and (iii) the small additional contributions from $\pi^- 5\pi^0$ and $\eta\omega\pi + \eta 4\pi$, not included in either of the ALEPH or OPAL analyses. With the exception of the contributions from $\tau \rightarrow K^- K^0 \nu_\tau$, which were measured by BaBar [14], all the other modes are obtained from the respective e^+e^- cross sections with CVC [15–29], applying the necessary corrections for vacuum polarization effects. The individual channels are normalized to the respective BFs described in the 2019 HFLAV compilation [32] (correlations among these values are taken into account). Since the residual modes contribute at energies outside the region of narrow resonances, isospin-breaking corrections, which are expected to be of the order of a percent, are very small given the experimental errors and the smallness of the residual mode contributions to the inclusive spectral function. A much more detailed description of each of the individual residual modes can be found in Sec. III.C of [3]. The contribution of the residual modes is shown, channel by channel, in the right-hand panel of Fig. 1.

The final result for the vector isovector spectral function is then obtained by the addition of the dominant and residual channels, and is shown in Fig. 2 (green data points). This new vector isovector spectral function, entirely based on experimental data, covers 99.95% of the total inclusive vector isovector BF and has smaller uncertainties than its predecessors [6, 8].

3 Results for the strong coupling

Here we describe the main results of the QCD finite-energy-sum-rule (FESR) analysis of Ref. [3]. We follow the analysis strategy developed in [30] and previously employed in the analysis of ALEPH and OPAL data [10, 11]. For further details of the analysis we refer to [3] and to the previous publications [10, 11, 30].

As is well established [33], the QCD analyses employ FESRs where, on the experimental side, one has integrated spectral function moments, obtained from a discretized integral over the data set, and on the theory side one has an integral of the relevant current-current correlation function, $\Pi(s)$, along a closed contour in the complex plane, such that the value of the coupling is kept in the perturbative domain:

$$\frac{1}{s_0} \int_0^{s_0} ds w(s) \rho(s) = -\frac{1}{2\pi i s_0} \oint_{|z|=s_0} dz w(z) \Pi(z), \quad (2)$$

where $\rho(s)$ is the total vector isovector spectral function of Fig. 2. In the FESRs any analytical weight function $w(s)$ can be employed and this freedom is used in order to emphasize or suppress the different theoretical contributions. The QCD contributions on the theoretical side can be split into a perturbative component, cast in terms of the perturbative Adler function (known to α_s^4 [1, 2]), and non-perturbative contributions: the operator product expansion (OPE) condensates and duality violations (DVs), which go beyond the usual OPE. The results that we report here are based on Fixed Order Perturbation Theory (FOPT) (see [34], for example) which can be more directly compared with determinations of α_s from other sources. We do not quote values for Contour Improved Perturbation Theory [35] (CIPT) since there are solid indications of a potential inconsistency between this prescription and the standard OPE corrections [36, 37].

We follow the DV strategy, where one chooses weight functions that strongly suppress higher-order OPE condensates, which avoids completely any problem related to the truncation of OPE series. (Assumptions about the truncation of the OPE can be dangerous in this context, and may lead to uncontrolled systematic effects [38–40].) The price to pay is an unavoidable enhancement of DV contributions which must be included in the theoretical description. We use the parametrization of Refs. [41, 42] which is based on generally accepted assumptions about the QCD resonance spectrum. We then fit simultaneously several FESRs, in each case integrating the data from threshold up to s_0 , with s_0 varied between s_{\min} and its highest possible value (that of the right-most point in Fig. 2, which is very close to m_τ^2). The parameters of the fits are α_s , the four DV parameters and, depending on the moment used, the relevant OPE condensates.

In Fig. 3 we show results for $\alpha_s(m_\tau)$ from FESRs using $w(x) = 1$ obtained from fits with different s_{\min} , as a function of s_{\min} . As one can see, as long as s_{\min} is not too low, the results obtained are very consistent and stable. We have performed other consistency checks, such as using other weight functions $w(x)$, as well as using combinations of moments, always with very consistent results. To obtain a final value of $\alpha_s(m_\tau)$ we perform a weighted average of every second result within the yellow band of Fig. 3. In this average, the strong correlation between the different values of $\alpha_s(m_\tau)$ is properly taken into account. Our final result is then

$$\alpha_s(m_\tau) = 0.3077 \pm 0.0065_{\text{stat}} \pm 0.0038_{\text{pert}} \quad (3)$$

$$= 0.3077 \pm 0.0075 \quad (\overline{\text{MS}}, n_f = 3, \text{FOPT}), \quad (4)$$

where we quote a statistical (stat) and a perturbative (pert) error.² Evolving this result to the

²For details about the error associated with perturbation theory see Sec. IV.C of [3].

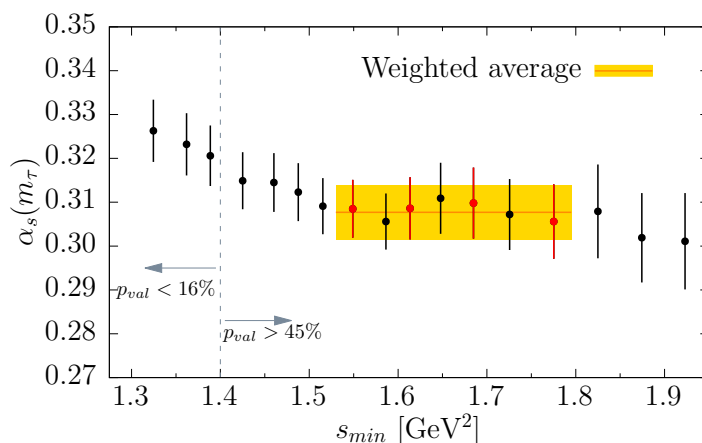


Figure 3: $\alpha_s(m_\tau)$ as a function of s_{\min} from the fits described in the text. The horizontal red line and the yellow band give the final result with uncertainties, Eq.(4). Points in red are included in the final weighted average (see text).

Z-mass scale with five-loop running [43] and four-loop matching [44, 45] we find

$$\alpha_s(m_Z) = 0.1171 \pm 0.0010 \quad (\overline{\text{MS}}, n_f = 5). \tag{5}$$

This result is compared, in Fig. 4, with our previous determinations using the same strategy with other data sets [10, 11, 46].

A comparison of our results with other analyses found in the literature is not completely straightforward, since they are based on different data sets and different analysis strategies. The results from Refs. [8, 47] employ variants of the so-called “truncated OPE strategy” (tOPE), aimed at suppressing the DV contributions, but in which several OPE condensates have to be neglected in the fits. This is a strong assumption and there is evidence that it leads to an uncontrolled systematics [38–40]. With this caveat in mind, the results of [8, 47] are significantly higher than ours (and than the PDG world average [48]) and read $\alpha_s(m_Z) = 0.1199 \pm 0.0015$ [8] and $\alpha_s(m_Z) = 0.1197 \pm 0.0015$. [47]. A more recent analysis [49], which employs a variant of the tOPE strategy that has not yet been subjected to the same level of scrutiny as those of Refs. [8, 10, 11, 47], gives a value of α_s from FOPT essentially identical to the one we quote in Eq. (5).

4 Conclusion

We have recently produced a new vector isovector spectral function based on a combination of the ALEPH and OPAL spectra for the dominant $\pi\pi^0$, $\pi3\pi^0$, and $3\pi\pi^0$ τ decay channels, supplemented by the addition of contributions from all numerically significant residual decay modes. The residual modes contributions are obtained entirely from experimental data, using the recent BaBar spectrum for $\tau \rightarrow K^-K^0\nu_\tau$ [14] and a wealth of recent CVC-related cross-section results from $e^+e^- \rightarrow$ hadrons obtained by CMD-3, SND and BaBar [15–29]. This new spectral function is more inclusive than its predecessors, since it contains more residual modes, is solely based on experimental data (with no Monte Carlo simulated channels), and has smaller errors. Isospin-breaking corrections for the CVC related channels are expected to be very small given the size of experimental errors and the smallness of the contributions from the residual modes. It is important to observe that an analogously improved spectral function cannot be built for the axial channel, since the $e^+e^- \rightarrow$ hadrons cross-sections are purely vector at this energy scale.

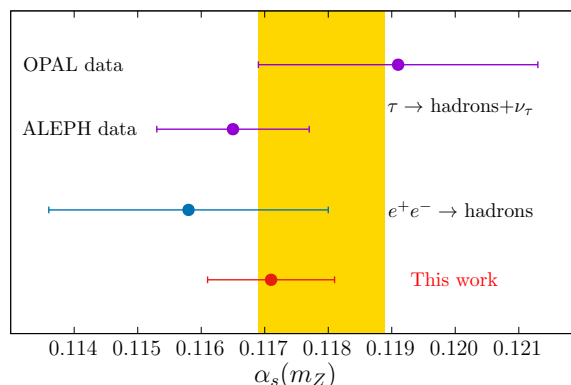


Figure 4: Comparison of $\alpha_s(m_Z)$ within FOPT from the analyses of OPAL hadronic tau decay data [10], ALEPH hadronic tau decay data [11], from $e^+e^- \rightarrow \text{hadrons}$ below charm threshold [46], and from the new vector isovector spectral function [3] (this work). The yellow band gives the Particle Data Group world average [48].

We analyze FESRs based on this new data set in order to extract the value of the strong coupling at the tau mass scale, $\alpha_s(m_\tau)$. Our result, $\alpha_s(m_\tau) = 0.3077 \pm 0.0075$, is very competitive and corresponds to $\alpha_s(m_Z) = 0.1171 \pm 0.0010$. The results of the present analysis could be improved with new measurements for the spectral distributions of the dominant vector τ decay channels.

Acknowledgments

We would like to thank the organizers of the Tau2021 workshop for keeping alive this conference series during difficult times. We thank Alex Keshavarzi for valuable discussions.

Funding information DB was supported by the São Paulo Research Foundation (FAPESP) Grant No. 2015/20689-9, by CNPq Grant No. 309847/2018-4, and by Coordenação de Aperfeiçoamento de Pessoal de Nível Superior – Brasil (CAPES) – Finance Code 001. MG and WS are supported by the U.S. Department of Energy, Office of Science, Office of High Energy Physics, under Award No. DE-SC0013682. MVR is supported by FAPESP grant No. 2019/16957-9. KM is supported by a grant from the Natural Sciences and Engineering Research Council of Canada. SP is supported by CICYTFEDER-FPA2017-86989-P and by Grant No. 2017 SGR 1069. IFAE is partially funded by the CERCA program of the Generalitat de Catalunya.

References

- [1] P. A. Baikov, K. G. Chetyrkin and J. H. Kühn, *Order α_s^4 QCD corrections to Z and τ decays*, Phys. Rev. Lett. **101**, 012002 (2008), doi:[10.1103/PhysRevLett.101.012002](https://doi.org/10.1103/PhysRevLett.101.012002).
- [2] F. Herzog, B. Ruijl, T. Ueda, J. A. M. Vermaseren and A. Vogt, *On Higgs decays to hadrons and the R-ratio at N^4 LO*, J. High Energy Phys. **08**, 113 (2017), doi:[10.1007/JHEP08\(2017\)113](https://doi.org/10.1007/JHEP08(2017)113).

- [3] D. Boito, M. Golterman, K. Maltman, S. Peris, M. V. Rodrigues and W. Schaaf, *Strong coupling from an improved τ vector isovector spectral function*, Phys. Rev. D **103**, 034028 (2021), doi:[10.1103/PhysRevD.103.034028](https://doi.org/10.1103/PhysRevD.103.034028).
- [4] R. Barate et al., *Measurement of the axial-vector - vector hadronic tau decays and determination of $\alpha_s(M_\tau^2)$* , Eur. Phys. J. C **4**, 409 (1998), doi:[10.1007/s100520050217](https://doi.org/10.1007/s100520050217).
- [5] S. Schael et al., *Branching ratios and spectral functions of τ decays: Final ALEPH measurements and physics implications*, Phys. Rep. **421**, 191 (2005), doi:[10.1016/j.physrep.2005.06.007](https://doi.org/10.1016/j.physrep.2005.06.007).
- [6] K. Ackerstaff et al., *Measurement of the strong coupling constant α_s and the vector and axial-vector spectral functions in hadronic tau decays*, Eur. Phys. J. C **7**, 571 (1999), doi:[10.1007/s100529901061](https://doi.org/10.1007/s100529901061).
- [7] T. Coan et al., *Measurement of α_s from τ decays*, Phys. Lett. B **356**, 580 (1995), doi:[10.1016/0370-2693\(95\)00824-5](https://doi.org/10.1016/0370-2693(95)00824-5).
- [8] M. Davier, A. Höcker, B. Malaescu, C. Z. Yuan and Z. Zhang, *Update of the ALEPH non-strange spectral functions from hadronic τ decays*, Eur. Phys. J. C **74**, 2803 (2014), doi:[10.1140/epjc/s10052-014-2803-9](https://doi.org/10.1140/epjc/s10052-014-2803-9).
- [9] M. Davier, S. Descotes-Genon, A. Höcker, B. Malaescu and Z. Zhang, *The determination of α_s from τ decays revisited*, Eur. Phys. J. C **56**, 305 (2008), doi:[10.1140/epjc/s10052-008-0666-7](https://doi.org/10.1140/epjc/s10052-008-0666-7).
- [10] D. Boito, M. Golterman, M. Jamin, A. Mahdavi, K. Maltman, J. Osborne and S. Peris, *Updated determination of α_s from τ decays*, Phys. Rev. D **85**, 093015 (2012), doi:[10.1103/PhysRevD.85.093015](https://doi.org/10.1103/PhysRevD.85.093015).
- [11] D. Boito, M. Golterman, K. Maltman, J. Osborne and S. Peris, *Strong coupling from the revised ALEPH data for hadronic τ decays*, Phys. Rev. D **91**, 034003 (2015), doi:[10.1103/PhysRevD.91.034003](https://doi.org/10.1103/PhysRevD.91.034003).
- [12] A. Keshavarzi, D. Nomura and T. Teubner, *$g - 2$ of charged leptons, $\alpha(M_Z^2)$, and the hyperfine splitting of muonium*, Phys. Rev. D **101**, 014029 (2020), doi:[10.1103/PhysRevD.101.014029](https://doi.org/10.1103/PhysRevD.101.014029).
- [13] M. Davier, A. Hoecker, B. Malaescu and Z. Zhang, *A new evaluation of the hadronic vacuum polarisation contributions to the muon anomalous magnetic moment and to $\alpha(m_Z^2)$* , Eur. Phys. J. C **80**, 241 (2020), doi:[10.1140/epjc/s10052-020-7792-2](https://doi.org/10.1140/epjc/s10052-020-7792-2).
- [14] J. P. Lees et al., *Measurement of the spectral function for the $\tau^- \rightarrow K^- K_S \nu_\tau$ decay*, Phys. Rev. D **98**, 032010 (2018), doi:[10.1103/PhysRevD.98.032010](https://doi.org/10.1103/PhysRevD.98.032010).
- [15] B. Aubert et al., *Measurements of $e^+e^- \rightarrow K^+K^-\eta$, $K^+K^-\pi^0$ and $K_S^0K^\pm\pi^\mp$ cross sections using initial state radiation events*, Phys. Rev. D **77**, 092002 (2008), doi:[10.1103/PhysRevD.77.092002](https://doi.org/10.1103/PhysRevD.77.092002).
- [16] J. P. Lees et al., *Measurement of the $e^+e^- \rightarrow \pi^+\pi^-\pi^0\pi^0$ cross section using initial-state radiation at BABAR*, Phys. Rev. D **96**, 092009 (2017), doi:[10.1103/PhysRevD.96.092009](https://doi.org/10.1103/PhysRevD.96.092009).
- [17] M. N. Achasov et al., *Updated measurement of the $e^+e^- \rightarrow \omega\pi^0 \rightarrow \pi^0\pi^0\gamma$ cross section with the SND detector*, Phys. Rev. D **94**, 112001 (2016), doi:[10.1103/PhysRevD.94.112001](https://doi.org/10.1103/PhysRevD.94.112001).

- [18] V. M. Aulchenko et al., *Measurement of the $e^+e^- \rightarrow \eta\pi^+\pi^-$ cross section in the center-of-mass energy range 1.22-2.00 GeV with the SND detector at the VEPP-2000 collider*, Phys. Rev. D **91**, 052013 (2015), doi:[10.1103/PhysRevD.91.052013](https://doi.org/10.1103/PhysRevD.91.052013).
- [19] M. N. Achasov et al., *Measurement of the $e^+e^- \rightarrow \eta\pi^+\pi^-$ cross section with the SND detector at the VEPP-2000 collider*, Phys. Rev. D **97**, 012008 (2018), doi:[10.1103/PhysRevD.97.012008](https://doi.org/10.1103/PhysRevD.97.012008).
- [20] J. P. Lees et al., *Study of the process $e^+e^- \rightarrow \pi^+\pi^-\eta$ using initial state radiation*, Phys. Rev. D **97**, 052007 (2018), doi:[10.1103/PhysRevD.97.052007](https://doi.org/10.1103/PhysRevD.97.052007).
- [21] J. P. Lees et al., *Study of the reactions $e^+e^- \rightarrow \pi^+\pi^-\pi^0\pi^0\pi^0\gamma$ and $\pi^+\pi^-\pi^0\pi^0\eta\gamma$ at center-of-mass energies from threshold to 4.35 GeV using initial-state radiation*, Phys. Rev. D **98**, 112015 (2018), doi:[10.1103/PhysRevD.98.112015](https://doi.org/10.1103/PhysRevD.98.112015).
- [22] S. S. Gribov et al., *Measurement of the $e^+e^- \rightarrow \eta\pi^+\pi^-$ cross section with the CMD-3 detector at the VEPP-2000 collider*, J. High Energy Phys. **01**, 112 (2020), doi:[10.1007/JHEP01\(2020\)112](https://doi.org/10.1007/JHEP01(2020)112).
- [23] B. Aubert et al., *The $e^+e^- \rightarrow 3(\pi^+\pi^-)$, $2(\pi^+\pi^-\pi^0)$ and $K^+K^-2(\pi^+\pi^-)$ cross sections at center-of-mass energies from production threshold to 4.5 GeV measured with initial-state radiation*, Phys. Rev. D **73**, 052003 (2006), doi:[10.1103/PhysRevD.73.052003](https://doi.org/10.1103/PhysRevD.73.052003).
- [24] R. R. Akhmetshin et al., *Study of the process $e^+e^- \rightarrow 3(\pi^+\pi^-)$ in the c.m. energy range 1.5-2.0 GeV with the CMD-3 detector*, Phys. Lett. B **723**, 82 (2013), doi:[10.1016/j.physletb.2013.04.065](https://doi.org/10.1016/j.physletb.2013.04.065).
- [25] M. N. Achasov et al., *Recent results from SND detector at VEPP-2000 collider*, Europhys. J. Web Conf. **212**, 04002 (2019), doi:[10.1051/epjconf/201921204002](https://doi.org/10.1051/epjconf/201921204002).
- [26] R. R. Akhmetshin et al., *Study of the process $e^+e^- \rightarrow \pi^+\pi^-\pi^0\eta$ in the c.m. energy range 1394-2005 MeV with the CMD-3 detector*, Phys. Lett. B **773**, 150 (2017), doi:[10.1016/j.physletb.2017.08.019](https://doi.org/10.1016/j.physletb.2017.08.019).
- [27] M. N. Achasov et al., *Measurement of the $e^+e^- \rightarrow \pi^+\pi^-\pi^0\eta$ cross section below $\sqrt{s} = 2$ GeV*, Phys. Rev. D **99**, 112004 (2019), doi:[10.1103/PhysRevD.99.112004](https://doi.org/10.1103/PhysRevD.99.112004).
- [28] B. Aubert et al., *The $e^+e^- \rightarrow 2(\pi^+\pi^-)\pi^0$, $2(\pi^+\pi^-)\eta$, $K^+K^-\pi^+\pi^-\pi^0$ and $K^+K^-\pi^+\pi^-\eta$ cross sections measured with initial-state radiation*, Phys. Rev. D **76**, 092005 (2007), doi:[10.1103/PhysRevD.76.092005](https://doi.org/10.1103/PhysRevD.76.092005).
- [29] M. N. Achasov et al., *Study of the process $e^+e^- \rightarrow \omega\eta\pi^0$ in the energy range $\sqrt{s} < 2$ GeV with the SND detector*, Phys. Rev. D **94**, 032010 (2016), doi:[10.1103/PhysRevD.94.032010](https://doi.org/10.1103/PhysRevD.94.032010).
- [30] D. Boito, O. Catà, M. Golterman, M. Jamin, K. Maltman, J. Osborne and S. Peris, *New determination of α_s from hadronic τ decays*, Phys. Rev. D **84**, 113006 (2011), doi:[10.1103/PhysRevD.84.113006](https://doi.org/10.1103/PhysRevD.84.113006).
- [31] A. Keshavarzi, D. Nomura and T. Teubner, *Muon $g - 2$ and $\alpha(M_Z^2)$: A new data-based analysis*, Phys. Rev. D **97**, 114025 (2018), doi:[10.1103/PhysRevD.97.114025](https://doi.org/10.1103/PhysRevD.97.114025).
- [32] Y. Amhis et al., *Averages of b -hadron, c -hadron, and τ -lepton properties as of 2018*, Eur. Phys. J. C **81**, 226 (2021), doi:[10.1140/epjc/s10052-020-8156-7](https://doi.org/10.1140/epjc/s10052-020-8156-7).

- [33] E. Braaten, S. Narison and A. Pich, *QCD analysis of the tau hadronic width*, Nucl. Phys. B **373**, 581 (1992), doi:[10.1016/0550-3213\(92\)90267-F](https://doi.org/10.1016/0550-3213(92)90267-F).
- [34] M. Beneke and M. Jamin, α_s and the τ hadronic width: Fixed-order, contour-improved and higher-order perturbation theory, J. High Energy Phys. **09**, 044 (2008), doi:[10.1088/1126-6708/2008/09/044](https://doi.org/10.1088/1126-6708/2008/09/044).
- [35] F. Le Diberder and A. Pich, *The perturbative QCD prediction to R_τ revisited*, Phys. Lett. B **286**, 147 (1992), doi:[10.1016/0370-2693\(92\)90172-Z](https://doi.org/10.1016/0370-2693(92)90172-Z).
- [36] A. H. Hoang and C. Regner, *Borel representation of τ hadronic spectral function moments in contour-improved perturbation theory*, Phys. Rev. D **105**, 096023 (2022), doi:[10.1103/PhysRevD.105.096023](https://doi.org/10.1103/PhysRevD.105.096023).
- [37] A. H. Hoang and C. Regner, *On the difference between FOPT and CIPT for hadronic tau decays*, Eur. Phys. J. Spec. Top. **230**, 2625 (2021), doi:[10.1140/epjs/s11734-021-00257-z](https://doi.org/10.1140/epjs/s11734-021-00257-z).
- [38] D. Boito, M. Golterman, K. Maltman and S. Peris, *Strong coupling from hadronic τ decays: A critical appraisal*, Phys. Rev. D **95**, 034024 (2017), doi:[10.1103/PhysRevD.95.034024](https://doi.org/10.1103/PhysRevD.95.034024).
- [39] D. Boito, M. Golterman, K. Maltman and S. Peris, *Evidence against naive truncations of the OPE from $e^+e^- \rightarrow$ hadrons below charm*, Phys. Rev. D **100**, 074009 (2019), doi:[10.1103/PhysRevD.100.074009](https://doi.org/10.1103/PhysRevD.100.074009).
- [40] D. Boito, M. Golterman, K. Maltman and S. Peris, *On the use of the operator product expansion in finite-energy sum rules for light-quark correlators, in preparation*.
- [41] O. Catà, M. Golterman and S. Peris, *Duality violations and spectral sum rules*, J. High Energy Phys. **08**, 076 (2005), doi:[10.1088/1126-6708/2005/08/076](https://doi.org/10.1088/1126-6708/2005/08/076).
- [42] D. Boito, I. Caprini, M. Golterman, K. Maltman and S. Peris, *Hyperasymptotics and quark-hadron duality violations in QCD*, Phys. Rev. D **97**, 054007 (2018), doi:[10.1103/PhysRevD.97.054007](https://doi.org/10.1103/PhysRevD.97.054007).
- [43] P. A. Baikov, K. G. Chetyrkin and J. H. Kühn, *Five-loop running of the QCD coupling constant*, Phys. Rev. Lett. **118**, 082002 (2017), doi:[10.1103/PhysRevLett.118.082002](https://doi.org/10.1103/PhysRevLett.118.082002).
- [44] Y. Schröder and M. Steinhauser, *Four-loop decoupling relations for the strong coupling*, J. High Energy Phys. **01**, 051 (2006), doi:[10.1088/1126-6708/2006/01/051](https://doi.org/10.1088/1126-6708/2006/01/051).
- [45] K. G. Chetyrkin, J. H. Kühn and C. Sturm, *QCD decoupling at four loops*, Nucl. Phys. B **744**, 121 (2006), doi:[10.1016/j.nuclphysb.2006.03.020](https://doi.org/10.1016/j.nuclphysb.2006.03.020).
- [46] D. Boito, M. Golterman, A. Keshavarzi, K. Maltman, D. Nomura, S. Peris and T. Teubner, *Strong coupling from $e^+e^- \rightarrow$ hadrons below charm*, Phys. Rev. D **98**, 074030 (2018), doi:[10.1103/PhysRevD.98.074030](https://doi.org/10.1103/PhysRevD.98.074030).
- [47] A. Pich and A. Rodríguez-Sánchez, *Determination of the QCD coupling from ALEPH τ decay data*, Phys. Rev. D **94**, 034027 (2016), doi:[10.1103/PhysRevD.94.034027](https://doi.org/10.1103/PhysRevD.94.034027).
- [48] P. A. Zyla et al., *Review of particle physics*, Prog. Theor. Exp. Phys., 083C01 (2020), doi:[10.1093/ptep/ptaa104](https://doi.org/10.1093/ptep/ptaa104).
- [49] C. Ayala, G. Cvetič and D. Teca, *Determination of perturbative QCD coupling from ALEPH τ decay data using pinched Borel-Laplace and finite energy sum rules*, Eur. Phys. J. C **81**, 930 (2021), doi:[10.1140/epjc/s10052-021-09664-x](https://doi.org/10.1140/epjc/s10052-021-09664-x).