

Measurement of ^3He analyzing power for $p-^3\text{He}$ scattering using the polarized ^3He target

Atomu Watanabe^{1*}, Shinnosuke Nakai¹, Kimiko Sekiguchi¹, Tomomi Akieda¹, Daijiro Etoh¹, Minami Inoue¹, Yoshinori Inoue¹, Kenta Kawahara¹, Hiroshi Kon¹, Kenjiro Miki¹, Tomoyuki Mukai¹, Daisuke Sakai¹, Shun Shibuya¹, Yuta Shiokawa¹, Takahiro Taguchi¹, Hiroo Umetsu¹, Yuta Utsuki¹, Yasunori Wada¹, Morihiro Watanabe¹, Masatoshi Itoh², Takashi Ino³, Takashi Wakui⁴, Kichiji Hatanaka⁵, Hiroki Kanda⁵, Hooi Jin Ong⁵, Dinh Trong Tran⁵, Shuhei Goto⁶, Yuma Hirai⁶, Daiki Inomoto⁶, Hina Kasahara⁶, Shinji Mitsumoto⁶, Hisanori Oshiro⁶, Tomotsugu Wakasa⁶, Yukie Maeda⁷, Kotaro Nonaka⁷, Hideyuki Sakai⁸ and Tomohiro Uesaka⁸

¹ Department of Physics, Tohoku University, Sendai, Miyagi 980–8578, Japan

² Cyclotron and Radioisotope Center (CYRIC),

Tohoku University, Sendai, Miyagi 980–8578, Japan

³ High Energy Accelerator Research Organization (KEK), Tsukuba, Ibaraki 305–0801, Japan

⁴ National Institute of Radiological Science, Chiba 263–8555, Japan

⁵ Research Center for Nuclear Physics (RCNP),

Osaka University, Ibaraki, Osaka 567–0047, Japan

⁶ Department of Physics, Kyushu University, Fukuoka 812–8581, Japan

⁷ Faculty of Engineering, University of Miyazaki, Miyazaki 889–2192, Japan

⁸ RIKEN Nishina Center, Wako, Saitama 351–0198, Japan

* watanabe@lambda.phys.tohoku.ac.jp



Proceedings for the 24th edition of European Few Body Conference,
Surrey, UK, 2-6 September 2019
doi:[10.21468/SciPostPhysProc.3](https://doi.org/10.21468/SciPostPhysProc.3)

Abstract

Proton- ^3He scattering is one of the good probes to study the $T = 3/2$ channel of three-nucleon forces. We have measured ^3He analyzing powers for $p-^3\text{He}$ elastic scattering with the polarized ^3He target at 70 and 100 MeV. In the conference the data were compared with the theoretical predictions based on the modern nucleon–nucleon potentials. Large discrepancies were found between the data and the calculations at the angles where the ^3He analyzing power takes the minimum and maximum values.



Copyright A. Watanabe *et al.*

This work is licensed under the Creative Commons

[Attribution 4.0 International License](https://creativecommons.org/licenses/by/4.0/).

Published by the SciPost Foundation.

Received 05-11-2019

Accepted 03-01-2020

Published 25-02-2020

doi:[10.21468/SciPostPhysProc.3.020](https://doi.org/10.21468/SciPostPhysProc.3.020)



Check for updates

1 Introduction

Understanding nuclear properties based on bare nuclear forces is one of the main interests in nuclear physics. Three–nucleon forces (3NFs) are essentially important to clarify various nu-

clear phenomena such as few–nucleon scattering [1], binding energies of light mass nuclei [2] and equation of state of nuclear matter [3]. To investigate dynamical aspects (momentum, spin and isospin dependence) of 3NFs, the few-nucleon scattering is a good probe. One can perform direct comparison between the rigorous numerical calculations and precise experimental data, and extract the information of 3NFs. With the aim of studying 3NFs, we have performed the experimental studies of nucleon–deuteron scattering at intermediate energies (65–300 MeV/nucleon) [4,5]. In the case of the cross section for the elastic deuteron–proton scattering at 135 MeV/nucleon, large discrepancies between the experimental data and the rigorous numerical calculations based on the modern nucleon–nucleon (NN) potentials (such as AV18 [6], CD–Bonn [7] and Nijmegen I, II, 93 [8]) are found. The theoretical calculations with the Tucson–Melbourne’99 [9] or Urbana IX [10] 3NF reproduce well the cross section data. This is taken as the first signature of 3NF effects in three-nucleon scattering.

Recently, the importance of the isospin dependence of 3NFs has been suggested for understanding of asymmetric nuclear matter (e.g., neutron-rich nuclei and neutron matter properties) [2,3]. However, the total isospin of Nd scattering system is limited to $T = 1/2$. In order to explore the properties of the 3NFs in $A \geq 3$ nuclear systems and to approach the isospin dependence of 3NFs, we have performed the measurement of p – ${}^3\text{He}$ elastic scattering at intermediate energies. In this contribution we report the measurement of ${}^3\text{He}$ analyzing powers for p – ${}^3\text{He}$ elastic scattering at CYRIC, Tohoku University and RCNP, Osaka University using the polarized ${}^3\text{He}$ target.

In this paper, we present the measurement of ${}^3\text{He}$ analyzing powers at 70 and 100 MeV using the polarized ${}^3\text{He}$ target. Section 2 deals with the details of the polarized ${}^3\text{He}$ target system developed for p – ${}^3\text{He}$ scattering experiment. In Sec. 3 we describe the measurement of ${}^3\text{He}$ analyzing powers, and Section 4 presents comparison between the obtained data and the theoretical predictions. We summarize and conclude in Sec. 5.

2 Polarized ${}^3\text{He}$ Target

We developed the polarized ${}^3\text{He}$ target system for the measurement of ${}^3\text{He}$ analyzing power. A schematic view of the polarized ${}^3\text{He}$ target system is shown in Fig. 1. The polarized ${}^3\text{He}$ target system consisted of main coils which were the Helmholtz type providing a static magnetic field, and coils for polarimetry, the oven and the laser system.

In order to polarize ${}^3\text{He}$ nucleus, we adopted the alkali–hybrid spin–exchange optical pumping (AH–SEOP) method. This method consisted of two step processes. First, Rb vapor was polarized by optical pumping with circularly polarized light in the presence of a static magnetic field. Then the polarization of Rb atoms was transferred to K atoms via spin–exchange collisions. Second, the alkali metal polarization was transferred to ${}^3\text{He}$ nuclei by hyper–fine interactions. We used a spectrally narrowed laser with the optics to produce circularly polarized light. The output power of the laser was 60 W and the wavelength was 795 nm with FWHM of 0.2 nm. The target cell consisted of a cylindrical pumping chamber with a length of 45 mm and a cylindrical target chamber with a length of 150 mm. A diameter of the pumping chamber and the target chamber were 60 mm and 40 mm, respectively. It contained the ${}^3\text{He}$ gas with pressure of 3 atm. at room temperature together with a small amount of Rb and K as well as N_2 gas. The target cell was installed at the center of the main coils, and the pumping chamber was placed in the oven to obtain a sufficient amount of Rb and K vapor by heating up to ~ 200 °C.

We measured the target polarization by the adiabatic fast passage–NMR (AFP–NMR) method in combination with the electron paramagnetic resonance (EPR) method [11]. The AFP–NMR system consisted of the main coils, drive coils and a pick-up coil. Sweeping a static

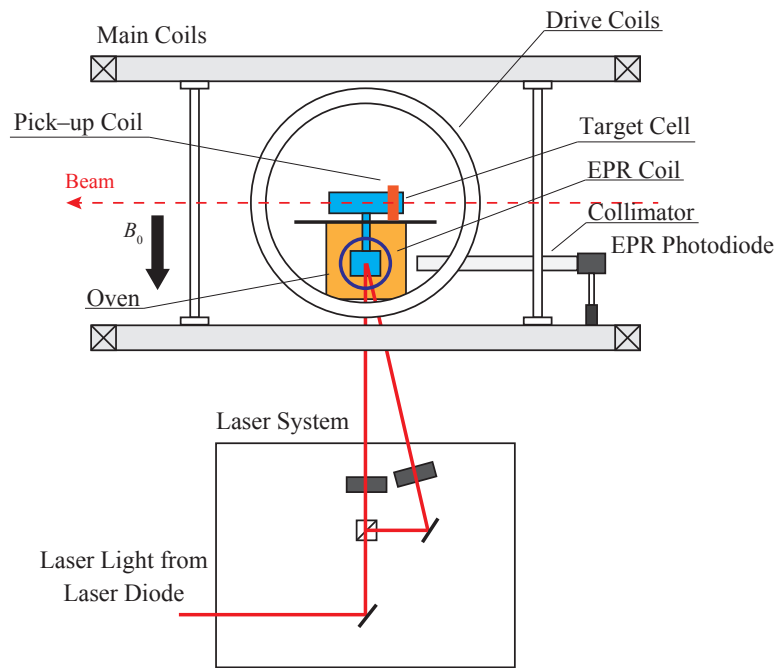


Figure 1: (Color online) Schematic view of the polarized ^3He target.

magnetic field while applying a RF field by the drive coils under the AFP condition, we flipped the direction of ^3He spin. The induced NMR signals were detected by the pick-up coil. We have obtained the absolute values of the ^3He polarization by the EPR method. This method uses the EPR frequency shift due to the magnetic field created by polarized ^3He nuclei. The EPR system consisted of a EPR coil placed inside the oven and a photodiode to detect a EPR signal. The EPR coil created an RF magnetic field to induce EPR. However, the EPR measurement gives us only the ^3He polarization of the pumping chamber because it is needed to the mixture of ^3He and alkali metal vapor. It is necessary to know the ^3He polarization of the target chamber to extract ^3He analyzing powers from the $p\text{-}^3\text{He}$ elastic scattering experiment. For this reason, we have performed the neutron transmission measurement which offers direct measurement of the ^3He polarization in the target chamber. Neutron transmission T_n is described as;

$$T_n = e^{-\sigma_{\text{abs}} n_{\text{He}} d} \cosh(P_{\text{He}} \sigma_{\text{abs}} n_{\text{He}} d), \quad (1)$$

where σ_{abs} is the neutron absorption cross section of ^3He , n_{He} is the ^3He number density, d is the inner length of the target chamber and P_{He} is the ^3He polarization, respectively. Therefore, the ^3He polarization is calculated as,

$$P_{\text{He}} = -\frac{1}{\ln T_{n,0}} \cosh^{-1} \left(\frac{T_n}{T_{n,0}} \right), \quad (2)$$

where $T_{n,0}$ is the neutron transmission with the un-polarized ^3He cell. The experiment has been performed using a neutron source at RIKEN. We obtained the ^3He polarization of the target to be about 40 %.

3 Detailed Measurement of ^3He Analyzing Powers

The polarized cross section for $p\text{-}^3\text{He}$ elastic scattering is expressed as,

$$\frac{d\sigma}{d\Omega} = \left(\frac{d\sigma}{d\Omega}\right)_0 (1 + p_y A_y), \quad (3)$$

where $d\sigma/d\Omega$ ($(d\sigma/d\Omega)_0$) is the polarized (un-polarized) differential cross section, and p_y denotes the polarization of the ^3He target. The polarization axis of the target is normal to the reaction plane in this experiment. The ^3He analyzing power can be extracted by applying the polarized ^3He target with the upward and downward directions.

We performed the measurement of ^3He analyzing powers for $p\text{-}^3\text{He}$ elastic scattering at CYRIC, Tohoku University and RCNP, Osaka University. The experimental conditions are summarized in Table 1.

Table 1: Summary of the experimental conditions.

Facilities	CYRIC	RCNP
Observables	A_{0y}	A_{0y}
Beam	proton	proton
Energy	70 MeV	100 MeV
Beam intensity	5 – 10 nA	30 nA
Target	^3He gas (2 mg/cm ²)	^3He gas (2 mg/cm ²)
Target polarization	max. $\sim 40\%$	max. $\sim 40\%$
Detectors	$\Delta E\text{-}E$ detectors	$\Delta E\text{-}E$ detectors
Measured angles	$\theta_{\text{c.m.}} = 46^\circ - 141^\circ$	$\theta_{\text{c.m.}} = 47^\circ - 149^\circ$
Solid angles	0.4 msr	0.4 msr

A schematic view of the experimental setup at CYRIC is shown in Fig. 2. The proton beams were accelerated up to 70 MeV by the AVF cyclotron. Typical beam intensities were 5 – 10 nA. Charge collection of the beams was performed by using the Faraday cup placed downstream of the target. We also monitored relative values of the beam intensities by the beam monitor installed in the vacuum chamber placed upstream of the target. The scattered protons from the polyethylene film with a thickness of 20 μm were detected by the beam monitor at $\theta_{\text{lab.}} = 45^\circ$. The beam monitor was $\Delta E - E$ detectors which consists of thin and thick plastic scintillators coupled with photomultiplier tubes (PMTs). The scattered protons from the polarized ^3He target were detected by $\Delta E - E$ detectors placed on a left and right side of the target. The ΔE detectors were plastic scintillators with thickness of 0.2, 0.5 or 1 mm. The E detectors were a NaI(Tl) scintillator with thickness of 50 mm. The measured angles were $\theta_{\text{c.m.}} = 46^\circ - 141^\circ$ in the center of mass system. During the experiment, we measured the ^3He polarization and flipped ^3He nuclear spin direction by using the AFP-NMR method every hour.

We also performed the measurement of ^3He analyzing powers at RCNP, Osaka University. The proton beams were provided by a ion source and then were accelerated up to 100 MeV by the AVF cyclotron and the Ring cyclotron. A typical beam intensity was ~ 30 nA. Charge collection of the beams was performed by using the Faraday cup placed downstream of the target. An experimental setup around the target was the same as that of CYRIC. The measured angles were $\theta_{\text{c.m.}} = 47^\circ - 149^\circ$ in the center of mass system.

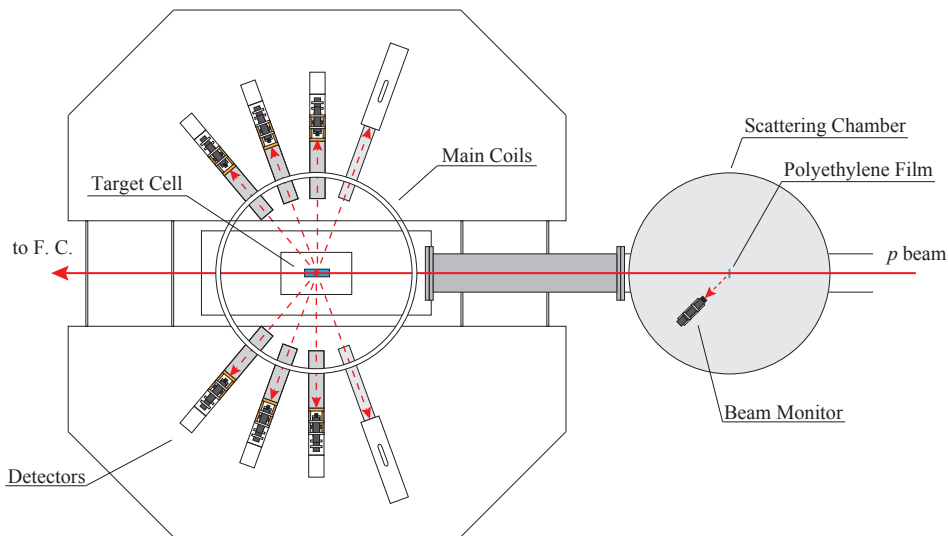


Figure 2: (Color online) Schematic view of the experimental setup for $p-{}^3\text{He}$ scattering at CYRIC.

4 Results

Figure 3 shows the experimental data for the ${}^3\text{He}$ analyzing powers. In the conference the experimental data were compared with the rigorous numerical calculations based on various realistic nuclear potentials [12]. The angular distribution of the experimental data had a moderate agreement with the theoretical predictions. However, the large discrepancies were found at around minimum and maximum angles both at 70 and 100 MeV. Careful analysis is in progress now together with the evaluation of the target ${}^3\text{He}$ polarization.

5 Summary and Conclusions

We have performed the measurement of ${}^3\text{He}$ analyzing powers for $p-{}^3\text{He}$ elastic scattering at 70 and 100 MeV by using the polarized ${}^3\text{He}$ target in a wide angular range. In the conference the experimental data were compared with the rigorous numerical calculations based on the modern NN potentials. For both the incident energies large discrepancies were found between the data and the calculations at around the angles where the data takes maximum and minimum values. For the lower energies 5–35 MeV, the data of ${}^3\text{He}$ analyzing powers are reproduced by the theoretical predictions based on the NN potential only [13, 14]. The obtained results indicate that some other components are missed in the theoretical prediction in $p-{}^3\text{He}$ scattering. In order to perform detailed quantitative discussions of the 3NF effects, study is in progress both from experiment and theory.

Acknowledgements

We performed the scattering experiments at CYRIC, Tohoku University and RCNP, Osaka University. We also performed the measurement of the target polarization at RANS, RIKEN. We acknowledge all the accelerator groups for providing high quality beams. This work was supported financially in part by the Grants-in-Aid for Scientific Research No. 25105502, No.

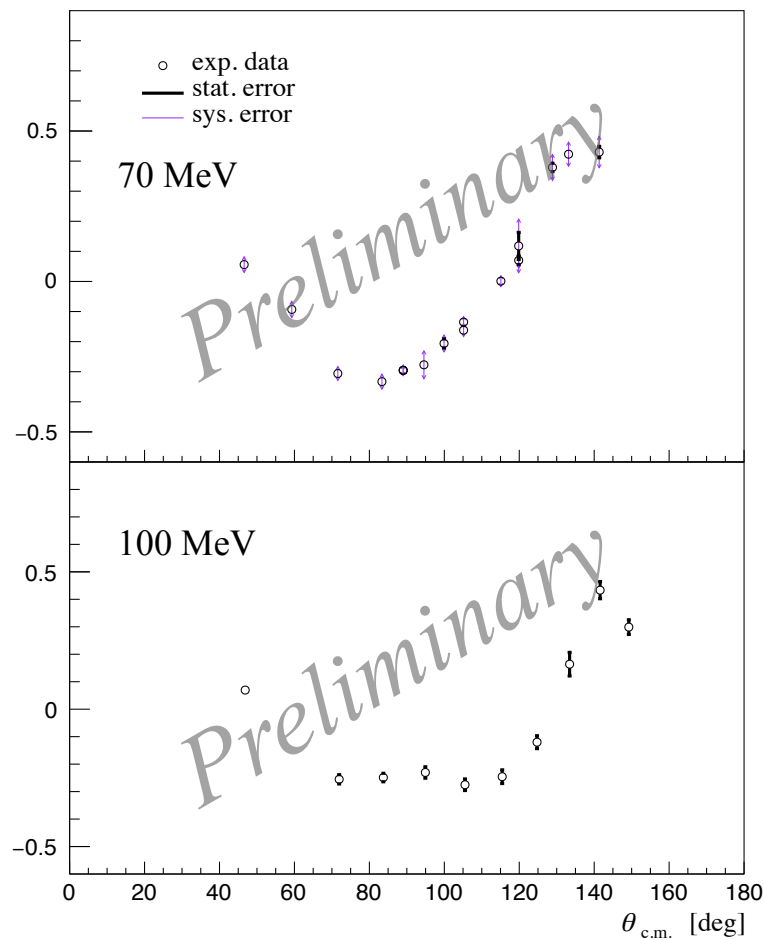


Figure 3: (Color online) ${}^3\text{He}$ analyzing powers for $p-{}^3\text{He}$ elastic scattering at 70 and 100 MeV. The theoretical calculations are not shown here.

16H02171, and No. 18H05404 of the Ministry of Education, Culture, Sports, Science, and Technology of Japan.

References

- [1] N. Kalantar-Nayestanaki, E. Epelbaum, J. G. Messchendorp and A. Nogga, *Signatures of three-nucleon interactions in few-nucleon systems*, Rep. Prog. Phys. **75**, 016301 (2011), doi:[10.1088/0034-4885/75/1/016301](https://doi.org/10.1088/0034-4885/75/1/016301).
- [2] S. C. Pieper, V. R. Pandharipande, R. B. Wiringa and J. Carlson, *Realistic models of pion-exchange three-nucleon interactions*, Phys. Rev. C **64**, 014001 (2001), doi:[10.1103/PhysRevC.64.014001](https://doi.org/10.1103/PhysRevC.64.014001).
- [3] A. Akmal, V. R. Pandharipande and D. G. Ravenhall, *Equation of state of nucleon matter and neutron star structure*, Phys. Rev. C **58**, 1804 (1998), doi:[10.1103/PhysRevC.58.1804](https://doi.org/10.1103/PhysRevC.58.1804).
- [4] K. Sekiguchi *et al.*, *Complete set of precise deuteron analyzing powers at intermediate energies: Comparison with modern nuclear force predictions*, Phys. Rev. C **65**, 034003 (2002), doi:[10.1103/PhysRevC.65.034003](https://doi.org/10.1103/PhysRevC.65.034003).

- [5] K. Sekiguchi *et al.*, *Complete set of deuteron analyzing powers for dp elastic scattering at 250–294 MeV/nucleon and the three-nucleon force*, Phys. Rev. C **89**, 064007 (2014), doi:[10.1103/PhysRevC.89.064007](https://doi.org/10.1103/PhysRevC.89.064007).
- [6] R. B. Wiringa, V. G. J. Stoks and R. Schiavilla, *Accurate nucleon-nucleon potential with charge-independence breaking*, Phys. Rev. C **51**, 38 (1995), doi:[10.1103/PhysRevC.51.38](https://doi.org/10.1103/PhysRevC.51.38).
- [7] R. Machleidt, *High-precision, charge-dependent bonn nucleon-nucleon potential*, Phys. Rev. C **63**, 024001 (2001), doi:[10.1103/PhysRevC.63.024001](https://doi.org/10.1103/PhysRevC.63.024001).
- [8] V. G. J. Stoks, R. A. M. Klomp, C. P. F. Terheggen and J. J. de Swart, *Construction of high-quality NN potential models*, Phys. Rev. C **49**, 2950 (1994), doi:[10.1103/PhysRevC.49.2950](https://doi.org/10.1103/PhysRevC.49.2950).
- [9] S. Coon and H. Han, *Reworking the Tucson-Melbourne three-nucleon potential*, Few-Body Syst. **30**, 131 (2001), doi:[10.1007/s006010170022](https://doi.org/10.1007/s006010170022).
- [10] B. S. Pudliner, V. R. Pandharipande, J. Carlson, S. C. Pieper and R. B. Wiringa, *Quantum Monte Carlo calculations of nuclei with $A \leq 7$* , Phys. Rev. C **56**, 1720 (1997), doi:[10.1103/PhysRevC.56.1720](https://doi.org/10.1103/PhysRevC.56.1720).
- [11] M. V. Romalis and G. D. Cates, *Accurate ^3He polarimetry using the Rb zeeman frequency shift due to the Rb– ^3He spin-exchange collisions*, Phys. Rev. A **58**, 3004 (1998), doi:[10.1103/PhysRevA.58.3004](https://doi.org/10.1103/PhysRevA.58.3004).
- [12] A. Deltuva, Private communication.
- [13] A. Deltuva and A. C. Fonseca, *Calculation of proton- ^3He elastic scattering between 7 and 35 MeV*, Phys. Rev. C **87**, 054002 (2013), doi:[10.1103/PhysRevC.87.054002](https://doi.org/10.1103/PhysRevC.87.054002).
- [14] M. Viviani, L. Girlanda, A. Kievsky and L. E. Marcucci, *Effect of three-nucleon interactions in p - ^3He elastic scattering*, Phys. Rev. Lett. **111**, 172302 (2013), doi:[10.1103/PhysRevLett.111.172302](https://doi.org/10.1103/PhysRevLett.111.172302).