

Comparison of pp and $p\bar{p}$ differential elastic cross sections and observation of the exchange of a Colorless C -odd gluonic compound

C. Royon* on behalf of the D0 and TOTEM Collaborations

Department of Physics and Astronomy, The University of Kansas, Lawrence, USA

* christophe.royon@cern.ch



Proceedings for the XXVIII International Workshop
on Deep-Inelastic Scattering and Related Subjects,
Stony Brook University, New York, USA, 12-16 April 2021
doi:[10.21468/SciPostPhysProc.8](https://doi.org/10.21468/SciPostPhysProc.8)

Abstract

We describe the discovery of the colorless C -odd gluonic compound, the odderon, by the D0 and TOTEM Collaborations by comparing elastic differential cross sections in pp and $p\bar{p}$ interactions at high energies.



Copyright C. Royon *et al.*

This work is licensed under the Creative Commons

[Attribution 4.0 International License](https://creativecommons.org/licenses/by/4.0/).

Published by the SciPost Foundation.

Received 27-07-2021

Accepted 22-03-2022

Published 14-07-2022

doi:[10.21468/SciPostPhysProc.8.138](https://doi.org/10.21468/SciPostPhysProc.8.138)



Check for updates

1 Introduction: pp and $p\bar{p}$ elastic data measured by the D0 and TOTEM Collaborations

Elastic scattering in pp and $p\bar{p}$ interactions have been studied for a long time, first at low energies, and nowadays at the TeV scale. Intact protons and/or anti-protons are scattered at small angles and can be detected and measured using dedicated detectors called roman pots, and vetoing on any particles that might be produced in addition to the intact p or \bar{p} . Elastic events can be explained by the exchange of a colorless object, the pomeron or the odderon. The odderon was introduced about 50 years ago as a singularity in the complex plane, located at $J = 1$ when $t = 0$ and which contributes to the odd crossing amplitude [1]. In terms of QCD, the odderon corresponds to an exchange of an odd number of gluons and the pomeron of an even number of gluons. Observing differences between elastic pp and $p\bar{p}$ interactions at high energies might lead to the discovery of the odderon [2].

In the past, differences were already observed between pp and $p\bar{p}$ interactions at ISR energies [3, 4] but this was not considered as evidence of the existence of the odderon. The difficulty is that, at low energies, elastic interactions can be due to exchange of pomerons and odderons, but also of reggeons, and mesons such as ρ , ω and ϕ , and distinguishing between them is very difficult and becomes quickly model-dependent. At high energies such as the Tevatron or the LHC, the meson and reggeon exchanges become negligible and this is why

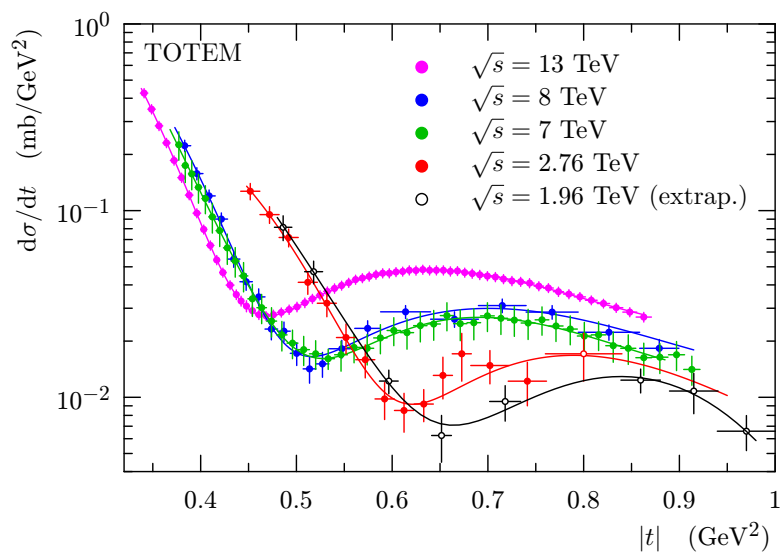


Figure 1: TOTEM measured pp elastic cross sections as a function of $|t|$ at 2.76, 7, 8, and 13 TeV (full circles), and the extrapolation (discussed in the text) to 1.96 TeV (empty circles).

we can look for the existence of the odderon by observing potential differences between both kinds of interactions.

The D0 collaboration measured elastic collisions in $p\bar{p}$ collisions at 1.96 TeV at the end of the Tevatron data taking using about 31 nb^{-1} of data [5] by measuring the p and \bar{p} in dedicated roman pots located at about 30 meters from the interaction point [6]. The TOTEM collaboration also measured the elastic pp differential cross section $d\sigma/dt$ at 2.76, 7, 8 and 13 TeV at the LHC [7–10] using the same method as in D0, detecting the intact protons in roman pot detectors located at about 220 m from the interaction point [11]. The measured elastic pp differential cross sections by the TOTEM collaboration are shown in Fig. 1 [2] and always show the same features as a function of $|t|$, namely a decrease of the cross section that reaches a minimum, the dip, then an increase to reach a maximum, the bump, and again a decrease. $p\bar{p}$ elastic $d\sigma/dt$ as measured by the D0 Collaboration does not show the same features [5]. The idea is thus to analyze these differences in a quantitative way in order to find potential evidence for the odderon.

The first obvious variable that we look at to distinguish between pp and $p\bar{p}$ is the ratio R of the elastic differential cross sections $d\sigma/dt$ at the bump and at the dip. Results are shown in Fig. 2. We notice the decrease of R at ISR energies as a function of \sqrt{s} for pp interactions. At LHC energies, R does not depend on \sqrt{s} any longer and from this observation, the extrapolated R value from pp TOTEM elastic data at 1.96 TeV is displayed as a red triangle. On the contrary, the R values for $p\bar{p}$ from ISR, $SppS$ and D0 measurements are equal to 1.0, that leads to more than 3σ difference between pp and $p\bar{p}$ elastic data [3, 4, 12–14].

2 Prediction on pp elastic $d\sigma/dt$ at 1.96 TeV from TOTEM data

In order to characterize the behavior of the pp elastic cross section at different center-of-mass energies as measured by TOTEM (namely 2.76, 7, 8 and 13 TeV) we define eight characteristic points around the dip and the bump. The definition of these eight characteristic points is shown in Fig. 3, left. Using the TOTEM data, we measure the t and $d\sigma/dt$ values of these

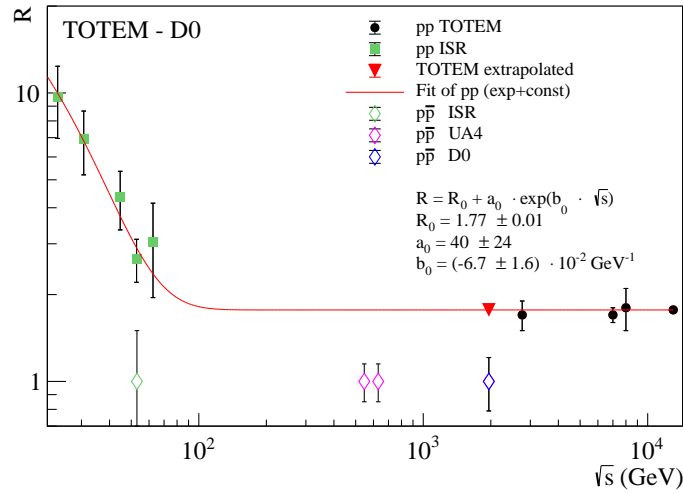


Figure 2: Ratio, R of the elastic $d\sigma/dt$ cross sections at the bump and the dip as a function of \sqrt{s} for pp and $p\bar{p}$ interactions

characteristic points as a function of \sqrt{s} as shown in Fig. 3, middle and right. It is worth noting that we choose the data points closest to the characteristic points in order to avoid model-dependent fits. A simple two-parameter fit in t and $d\sigma/dt$ of these characteristic points as a function of \sqrt{s} ($|t| = a \log(\sqrt{s}[\text{TeV}]) + b$ and $(d\sigma/dt) = c\sqrt{s} [\text{TeV}] + d$) allows obtained the t and $d\sigma/dt$ values of the characteristic points at the Tevatron energy $\sqrt{s} = 1.96$ TeV. Different kinds of parameterizations (with 2 or 3 parameters) were used and lead to similar results. Let us notice that the 2.76 TeV data are crucial for this extrapolation procedure. Without these data, the range of extrapolation would be much larger (between 7 and 1.96 TeV). If it was possible to run the LHC at 1.96 TeV, we could get a direct comparison between elastic pp and $p\bar{p}$ $d\sigma/dt$ but unfortunately, it is not easy to run the LHC at 2 TeV and there would be no acceptance in the dip and bump region, where we perform the comparison, with the present location of the roman pot detectors. A direct comparison would thus require deep modifications of the LHC machine which is obviously not possible at present.

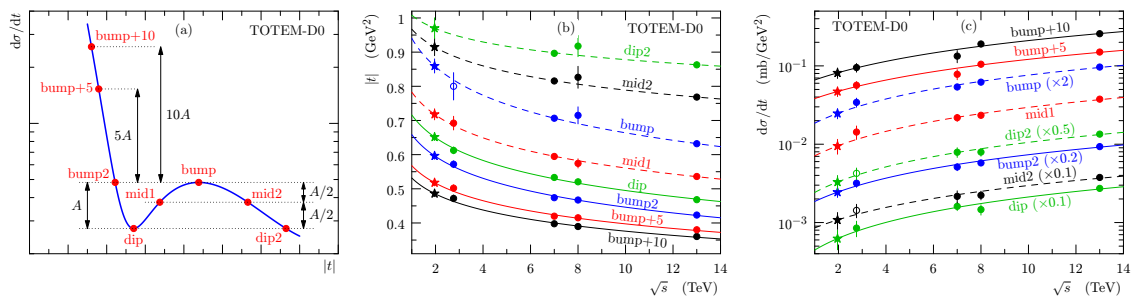


Figure 3: (a) Schematic definition of the characteristic points in the TOTEM differential cross section data. (b) and (c) Characteristic points in $|t|$ and $d\sigma/dt$ from TOTEM measurements at 2.76, 7, 8, and 13 TeV (circles) as a function of \sqrt{s} extrapolated to Tevatron center-of-mass energy (stars).

In order to compare the extrapolated TOTEM elastic data with the D0 measurements, we need to compute the extrapolated elastic pp $d\sigma/dt$ values in the same $|t|$ bins as for the D0 measurements. For this sake, we fit the reference points extrapolated to 1.96 TeV from TOTEM

measurements using a double exponential fit ($\chi^2 = 0.63$ per dof)

$$h(t) = a_1 e^{-b_1 |t|^2 - c_1 |t|} + d_1 e^{-f_1 |t|^3 - g_1 |t|^2 - h_1 |t|}.$$

This function is chosen for fitting purposes only and the two exponential terms cross around the dip, one rapidly falling and becoming negligible in the high t -range where the other term rises off the dip. Systematic uncertainties are evaluated from an ensemble of MC experiments in which the cross section values of the eight characteristic points are varied within their Gaussian uncertainties. Fits without a dip and bump position matching the extrapolated values within their uncertainties are rejected, and slope and intercept constraints are used to discard unphysical fits. In addition, it is worth noting that such formula leads also to a good description of TOTEM data in the dip/bump region at 2.76, 7, 8 and 13 TeV.

Before comparing with the D0 $p\bar{p}$ measurements, it is needed to take into account the differences in normalization by adjusting TOTEM and D0 data sets to have the same cross sections at the optical point (OP) $d\sigma/dt(t=0)$ (OP cross sections are expected to be equal if there are only C-even exchanges and are different by at most 2% in case of maximal odderon models which is taken as an additional systematic uncertainty). The first step is to predict the pp total cross section at 1.96 TeV from a fit to TOTEM data as shown in Fig. 4, $\sigma_{tot} = 82.7 \pm 3.1$ mb (with a $\chi^2 = 0.27$). We then obtain the value of $d\sigma/dt(t=0)$ at the OP using

$$\sigma_{tot}^2 = \frac{16\pi(\hbar c)^2}{1 + \rho^2} \left(\frac{d\sigma}{dt} \right)_{t=0},$$

which leads to a TOTEM $d\sigma/dt(t=0)$ at the OP of 357.1 ± 26.4 mb/GeV². The D0 Collaboration measured the optical point of $d\sigma/dt$ at small t to be 341 ± 48 mb/GeV² and we thus rescale the TOTEM data by the ratio of these two numbers, namely 0.954 ± 0.071 . It is important to note that we do not claim that we performed a measurement of $d\sigma/dt$ at the OP at $t=0$ (it would require additional measurements closer to $t=0$), but we use the two extrapolations simply in order to obtain a common and somewhat arbitrary normalization point.

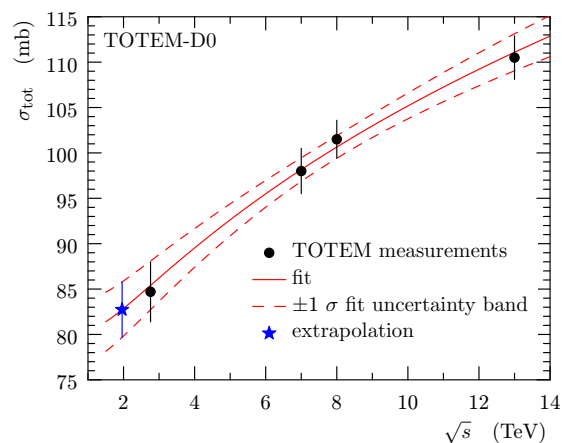


Figure 4: Total cross section as a function of \sqrt{s} measured by the TOTEM collaboration extrapolated (blue star) to the Tevatron center-of-mass energy.

3 Comparison between the elastic $d\sigma/dt$ measurements from D0 and the extrapolated TOTEM data and the odderon discovery

The comparison between the elastic pp and extrapolated $p\bar{p}$ from the D0 and TOTEM collaborations is shown in Fig. 5. The comparison is obviously done in the kinematical domain in t where we have common data between D0 and TOTEM in order to be model-independent. Differences between both measurements are observed in the region 0.5 to 0,8 GeV^2 in t . In order to evaluate precisely the discrepancy, we perform a χ^2 test

$$\chi^2 = \sum_{i,j} [(T_i - D_i)C_{ij}^{-1}(T_j - D_j)] + \frac{(A - A_0)^2}{\sigma_A^2} + \frac{(B - B_0)^2}{\sigma_B^2},$$

where T_j and D_j are the j^{th} $d\sigma/dt$ values for TOTEM and D0, C_{ij} the covariance matrix, A (B) the nuisance parameters for scale (slope) with A_0 (B_0) their nominal values. Slopes are constrained to their measured values (pp to $p\bar{p}$ integrated elastic cross section ratio (dominated by the exponential part) becomes 1 in the limit $\sqrt{s} \rightarrow \infty$ which means similar slopes at small $|t|$ as observed in data). The χ^2 test uses the difference of the integrated cross section in the examined $|t|$ -range with its fully correlated uncertainty, and the experimental and extrapolated points with their covariance matrices. Given the constraints on the OP normalization and logarithmic slopes of the elastic cross sections, the χ^2 test with six degrees of freedom yields the p -value of 0.00061, corresponding to a significance of 3.4σ .

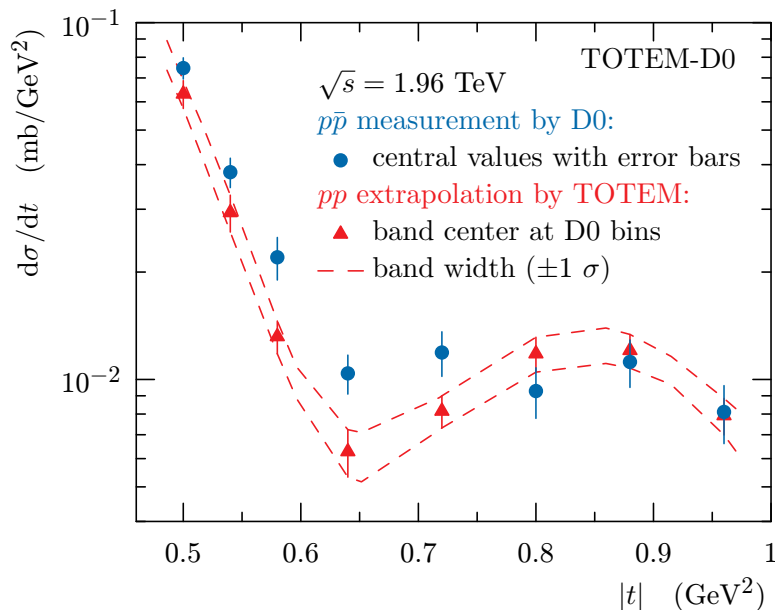


Figure 5: Comparison between the D0 $p\bar{p}$ measurement at 1.96 TeV and the extrapolated TOTEM pp cross section, rescaled to match the OP of the D0 measurement. The dashed lines show the 1σ uncertainty band on the extrapolated pp cross section.

We can now combine this result with previous measurements performed by the TOTEM collaboration on the total cross section and the ρ parameter, the ratio of the real to imaginary part of the nuclear elastic amplitude at $t = 0$ [15]. This measurement was performed using data in the Coulomb-Nuclear interference region at very low t (10^{-3} - 10^{-4} GeV^2) corresponding to data taking at $\beta^* = 2.5$ km, and different detectors with respect to the data used in the D0/TOTEM comparison. Both results can thus be combined since they are independent. Using low $|t|$ data in the Coulomb-nuclear interference region, ρ was measured at 13 TeV to

be 0.09 ± 0.01 [15]. The combination of the measured ρ and σ_{tot} values are not compatible with any set of models without odderon exchange, leading to a 3.4 to 4.6σ significance for the odderon. When combined with the ρ and total cross section result at 13 TeV, the total significance for the odderon is in the range 5.2 to 5.7σ and thus constitutes the first experimental observation of the odderon.

4 Conclusion

We analyzed the differences between elastic pp and $p\bar{p}$ interactions at 1.96 TeV by comparing the measurements of the D0 collaboration and the extrapolation of the TOTEM measurements at 2.76, 7, 8 and 13 TeV. pp and $p\bar{p}$ cross sections differ with a significance of 3.4σ in a model-independent way and thus provides evidence that the Colorless C -odd gluonic compound, i.e. the odderon, is needed to explain elastic scattering at high energies. When combined with the ρ and total cross section result at 13 TeV from the TOTEM Collaboration, the significance is in the range 5.2 to 5.7σ and thus constitutes the first experimental observation of the odderon, which represents a major discovery at CERN and Tevatron [2, 16, 17].

References

- [1] L. Lukaszuk, B. Nicolescu, *Possible interpretation of pp rising total cross sections*, Lett. Nuovo Cim. **8**, 405 (1973), doi:[10.1007/BF02824484](https://doi.org/10.1007/BF02824484).
- [2] D0 and TOTEM Collaborations, *Odderon Exchange from Elastic Scattering Differences between pp and $p\bar{p}$ Data at 1.96 TeV and from pp Forward Scattering Measurements*, Phys. Rev. Lett. **127**, 062003 (2021), doi:[10.1103/PhysRevLett.127.062003](https://doi.org/10.1103/PhysRevLett.127.062003).
- [3] A. Breakstone et al., *Measurement of $\bar{p}p$ and pp Elastic Scattering in the Dip Region at $\sqrt{s}=53$ GeV*, Phys. Rev. Lett. **54**, 2180 (1985), doi:[10.1103/PhysRevLett.54.2180](https://doi.org/10.1103/PhysRevLett.54.2180).
- [4] S. Erhan et al., *Comparison of pp elastic scattering with $0.6 < t < 2.1$ GeV² at the CERN-ISR*, Phys. Lett. B **152**, 131 (1985), doi:[10.1016/0370-2693\(85\)91154-2](https://doi.org/10.1016/0370-2693(85)91154-2).
- [5] V. M. Abazov, *Measurement of the differential cross section $d\sigma/dt$ in elastic $p\bar{p}$ scattering at $\sqrt{s}=1.96$ TeV*, Phys. Rev. D **86**, 012009 (2012), doi:[10.1103/PhysRevD.86.012009](https://doi.org/10.1103/PhysRevD.86.012009).
- [6] V. M. Abazov et al., *The upgraded DØ detector*, Nucl. Instrum. Meth. A **565**, 463 (2006), doi:[10.1016/j.nima.2006.05.248](https://doi.org/10.1016/j.nima.2006.05.248).
- [7] G. Antchev et al., *Elastic differential cross-section $d\sigma/dt$ at $\sqrt{s}=2.76$ TeV and implications on the existence of a colourless C -odd three-gluon compound state*, Eur. Phys. J. C **80**, 91 (2020), doi:[10.1140/epjc/s10052-020-7654-y](https://doi.org/10.1140/epjc/s10052-020-7654-y).
- [8] G. Antchev et al., *Proton-proton elastic scattering at the LHC energy of $\sqrt{s}=7$ TeV*, Europhys. Lett. **95**, 41001 (2011), doi:[10.1209/0295-5075/95/41001](https://doi.org/10.1209/0295-5075/95/41001).
- [9] G. Antchev et al., *Evidence for non-exponential elastic proton-proton differential cross-section at low $|t|$ and $\sqrt{s}=8$ TeV by TOTEM*, Nucl. Phys. B **899**, 527 (2015), doi:[10.1016/j.nuclphysb.2015.08.010](https://doi.org/10.1016/j.nuclphysb.2015.08.010).
- [10] G. Antchev et al., *Elastic differential cross-section measurement at $\sqrt{s}=13$ TeV by TOTEM*, Eur. Phys. J. C **79**, 861 (2019), doi:[10.1140/epjc/s10052-019-7346-7](https://doi.org/10.1140/epjc/s10052-019-7346-7).

- [11] G. Antchev et al., *Performance of the TOTEM detectors at the LHC*, Int. J. Mod. Phys. A **28**, 1330046 (2013), doi:[10.1142/S0217751X13300469](https://doi.org/10.1142/S0217751X13300469).
- [12] M. Bozzo et al., *Elastic scattering at the CERN SPS collider up to a four-momentum transfer of 1.55 GeV^2* , Phys. Lett. B **155**, 197 (1985), doi:[10.1016/0370-2693\(85\)90985-2](https://doi.org/10.1016/0370-2693(85)90985-2).
- [13] D. Bernard et al., *Large- t elastic scattering at the CERN SPS collider at $s=630 \text{ GeV}$* , Phys. Lett. B **171**, 142 (1986), doi:[10.1016/0370-2693\(86\)91014-2](https://doi.org/10.1016/0370-2693(86)91014-2).
- [14] E. Nagy et al., *Measurements of elastic proton-proton scattering at large momentum transfer at the CERN intersecting storage rings*, Nucl. Phys. B **150**, 221 (1979), doi:[10.1016/0550-3213\(79\)90301-8](https://doi.org/10.1016/0550-3213(79)90301-8).
- [15] G. Antchev et al., *First determination of the ρ parameter at $\sqrt{s} = 13 \text{ TeV}$: probing the existence of a colourless C-odd three-gluon compound state*, Eur. Phys. J. C **79**, 785 (2019), doi:[10.1140/epjc/s10052-019-7223-4](https://doi.org/10.1140/epjc/s10052-019-7223-4).
- [16] CERN Courier, <https://cerncourier.com/a/odderon-discovered/>.
- [17] Fermilab Symmetry, <https://www.symmetrymagazine.org/article/the-odderon-couple>.