

Sterile Neutrinos as Dark Matter Candidates

J. Kopp*

Theoretical Physics Department, CERN, Geneva, Switzerland and
 Johannes Gutenberg University Mainz, 55099 Mainz, Germany

* jkopp@cern.ch

October 26, 2021

Abstract

In these brief lecture notes, we introduce sterile neutrinos as dark matter candidates. We discuss in particular their production via oscillations, their radiative decay, as well as possible observational signatures and constraints.

Contents

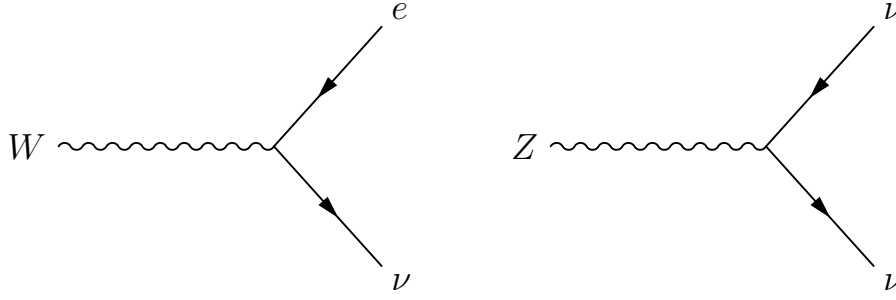
1	Neutrino Masses and Mixings	1
2	Neutrino Oscillations	3
3	Sterile Neutrinos as Dark Matter Candidates	5
4	Sterile Neutrino Decay	7
5	Constraints on Sterile Neutrino Dark Matter	8
6	The 3.5 keV Anomaly	9
	References	10

1 Neutrino Masses and Mixings

In the [simplest extension of the Standard Model \(SM\) that admits neutrino masses](#), neutrinos have the following interaction and mass terms:

$$\begin{aligned}
 \mathcal{L} = & \sum_{\alpha=e,\mu,\tau} \left[\frac{g}{\sqrt{2}} \left(\overline{\nu_{\alpha,L}} \gamma_{\mu}^{\rho} e_{\alpha,L} W_{\mu\rho}^{+} + h.c. \right) + \frac{g}{2 \cos \theta_w} \overline{\nu_{\alpha,L}} \gamma_{\mu}^{\rho} \nu_{\alpha,L} Z_{\mu\rho} \right] \\
 & - \sum_{\alpha,\beta=e,\mu,\tau} \left(m_{\alpha\beta} \overline{\nu_{\alpha,L}} \nu_{\beta,R} + h.c. \right). \tag{1}
 \end{aligned}$$

Here, g is the weak coupling constant and θ_w is the Weinberg angle. Note that only left-handed neutrinos couple to the weak gauge bosons W^{\pm} and Z . In terms of Feynman diagrams, the neutrino interaction vertices can be written as



Note that the mass term $\sum_{\alpha,\beta=e,\mu,\tau} m_{\alpha\beta} \overline{\nu_{\alpha,L}} \nu_{\beta,R}$ in eq. (1) is in general *off-diagonal* (i.e. $m_{\alpha\beta}$ can be non-zero even if $\alpha \neq \beta$). This means that the *flavor eigenstates* or *interaction eigenstates* ν_α ($\alpha = e, \mu, \tau$) do not have a definite mass.

Adding a sterile neutrino ν_s – i.e. a SM singlet fermion – to this Lagrangian is straightforward. ν_s appears in the neutrino mass term, but not in the weak interaction term. The mass term then changes into

$$\mathcal{L}_m = - \sum_{\alpha,\beta=e,\mu,\tau,s} \left(m_{\alpha\beta} \overline{\nu_{\alpha,L}} \nu_{\beta,R} + h.c. \right). \quad (2)$$

The mass matrix m can be diagonalized according to

$$m = U m_D V^\dagger, \quad (3)$$

where $m_D = \text{diag}(m_1, m_2, m_3, m_4)$ is a diagonal matrix and U, V are unitary matrices. We define the neutrino fields in the neutrino mass eigenstate basis according to

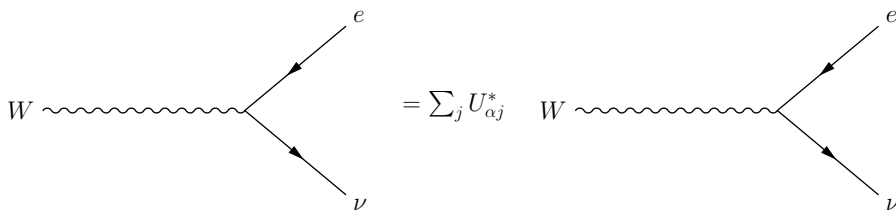
$$\nu_{j,L} \equiv \sum_{\alpha} U_{\alpha j}^* \nu_{\alpha,L} \quad (4)$$

$$\nu_{j,R} \equiv \sum_{\alpha} V_{\alpha j}^* \nu_{\alpha,R}. \quad (5)$$

In terms of the mass eigenstates, the Lagrangian (1) can be written as

$$\begin{aligned} \mathcal{L} = & \sum_{\alpha=e,\mu,\tau} \sum_{j=1,2,3,4} \frac{g}{\sqrt{2}} \left(\overline{\nu_{j,L}} U_{\alpha j}^* \gamma_{-}^{\mu\rho} e_{\alpha,L} W_{\underline{\mu\rho}}^+ + h.c. \right) \\ & + \sum_{\alpha=e,\mu,\tau} \sum_{j,k=1,2,3,4} \frac{g}{2 \cos \theta_w} \overline{\nu_{j,L}} U_{\alpha j}^* \gamma_{-}^{\mu\rho} U_{\alpha k} \nu_{k,L} Z_{\underline{\mu\rho}} \\ & - \sum_{j=1,2,3,4} \left(m_j \overline{\nu_{j,L}} \nu_{j,R} + h.c. \right). \end{aligned} \quad (6)$$

Thus, a charged current neutrino interaction produces a superposition of mass eigenstates, for instance



2 Neutrino Oscillations

Since neutrino flavor eigenstates—the states that are produced by the weak interaction—are superpositions of mass eigenstates—the states with well-defined kinematics and propagators—we expect quantum interference effects in neutrino experiments. These effects are the neutrino oscillations.

We start from the weak interaction Lagrangian in the mass basis, eq. (6). It implies that the neutrino state of flavor α ($\alpha = e, \mu, \tau, s$) produced in a weak interaction can be written as the following superposition of mass eigenstates

$$|\nu_\alpha\rangle = \sum_j U_{\alpha j}^* |\nu_j\rangle. \quad (7)$$

Note that even though the transformation of the field operators is $\nu_{\alpha,L} = \sum_j U_{\alpha j} \nu_{j,L}$, the transformation of the ket-states is determined by U^\dagger rather than U . The reason is that these states are produced by the creation operator $\sum_j U_{\alpha j}^* \bar{\nu}_{j,L}$, not by the annihilation operators $\sum_j U_{\alpha j} \nu_{j,L}$. Treating $|\nu_j\rangle$ as plane wave states, the wave function at a distance L from the production point, and at a time T after production, is given by

$$|\nu_\alpha(T, L)\rangle = \sum_j U_{\alpha j}^* e^{-iE_j T + ip_j L} |\nu_j\rangle. \quad (8)$$

Note that the energy E_j and the momentum p_j are in general different for the different mass eigenstates because the kinematics of the production process is different for different mass.

A neutrino detector measures the neutrino flavor, i.e. it detects the neutrino in a state

$$\langle\nu_\beta| = \sum_j U_{\beta j} \langle\nu_j|. \quad (9)$$

Therefore, the amplitude for a neutrino produced as $|\nu_\alpha\rangle$ to be detected as $\langle\nu_\beta|$ is

$$\langle\nu_\beta|\nu_\alpha(T, L)\rangle = \sum_{j,k} U_{\alpha j}^* U_{\beta k} e^{-iE_j T + ip_j L} \langle\nu_k|\nu_j\rangle \quad (10)$$

$$= \sum_j U_{\alpha j}^* U_{\beta j} e^{-iE_j T + ip_j L}. \quad (11)$$

The *oscillation probability* is thus

$$P_{\alpha\beta}(T, L) = |\langle\nu_\beta|\nu_\alpha(T, L)\rangle|^2 = \sum_{j,k} U_{\alpha j}^* U_{\beta j} U_{\alpha k} U_{\beta k}^* e^{-i(E_j - E_k)T + i(p_j - p_k)L}. \quad (12)$$

In a typical neutrino oscillation experiment, we do not know when precisely each neutrino is produced (the experimental uncertainty in the production time is much larger than the energy uncertainty of each individual neutrino). Therefore, we should integrate over T :¹

$$P_{\alpha\beta}(L) = \frac{1}{N} \int dT |P_{\alpha\beta}(T, L)|^2 \quad (13)$$

$$= \frac{1}{N} \sum_{j,k} U_{\alpha j}^* U_{\beta j} U_{\alpha k} U_{\beta k}^* \exp \left[i \left(\sqrt{E^2 - m_j^2} - \sqrt{E^2 - m_k^2} \right) L \right] 2\pi \delta(E_j - E_k) \quad (14)$$

$$\simeq \sum_{j,k} U_{\alpha j}^* U_{\beta j} U_{\alpha k} U_{\beta k}^* \exp \left[-i \frac{\Delta m_{jk}^2 L}{2E} \right]. \quad (15)$$

¹This approach may not be strictly valid any more for long-baseline oscillation experiments which typically have excellent timing resolution due to short beam spills and good detector resolution. A more rigorous calculation describing the neutrino as a wave packet confirms, however, that the expression for the oscillation probability remains correct even for long-baseline oscillation experiments.

Here, N is a normalization constant, which is chosen such that $\sum_{\beta} P_{\alpha\beta}(L) = 1$. In the last line of eq. (15), we have made the approximation $|m_j - m_k| \ll E = E_j = E_k$ ($|m_j^2 - m_k^2| \ll E^2 = E_j^2 = E_k^2$ (equal energy approximation)) and carried out a Taylor expansion in the mass squared difference

$$\Delta m_{jk}^2 \equiv m_j^2 - m_k^2. \quad (16)$$

We could also have made the (somewhat unjustified) assumption that all neutrino mass eigenstates are emitted with the same momentum p , but different energies. This [assumption](#) would have led to the same result, but with phase factor $\exp[-i\Delta m_{jk}^2 T/(2E)]$ instead of $\exp[-i\Delta m_{jk}^2 L/(2E)]$. Since [neutrino-neutrinos](#) travel at the speed of light (up to negligible corrections of order $\Delta m_{jk}^2/E^2$), we can set $L = T$, so that the two approaches become completely equivalent.

The expression for $P_{\alpha\beta}(L)$ becomes particularly simple in the 2-flavor approximation, where the mixing matrix U can be written as

$$U = \begin{pmatrix} \cos \theta & \sin \theta \\ -\sin \theta & \cos \theta \end{pmatrix}. \quad (17)$$

For instance, if the two flavors are e and μ , we obtain

$$P_{e\mu}^{2\text{-flavor}}(L) = |U_{e1}|^2 |U_{\mu1}|^2 + |U_{e2}|^2 |U_{\mu2}|^2 + U_{e1} U_{\mu1} U_{e2} U_{\mu2} \left[\exp\left(-i \frac{\Delta m^2 L}{2E}\right) + \exp\left(+i \frac{\Delta m^2 L}{2E}\right) \right] \quad (18)$$

$$= 2 \cos^2 \theta \sin^2 \theta - 2 \cos^2 \theta \sin^2 \theta \cos \left[\frac{\Delta m^2 L}{2E} \right] \quad (19)$$

$$= \frac{1}{2} \sin^2 2\theta \left(1 - \cos \left[\frac{\Delta m^2 L}{2E} \right] \right) \quad (20)$$

$$= \sin^2 2\theta \sin^2 \left[\frac{\Delta m^2 L}{4E} \right]. \quad (21)$$

Several comments are in order here:

- States with different energy and momentum (E_j, p_j) , $j = 1, 2, 3$ can interfere only if the energy and momentum uncertainties associated with the production and detection processes are larger than $|E_j - E_k|$, $|p_j - p_k|$. This is always satisfied in practice as the typical momentum uncertainty associated with a neutrino production process is at least of the order of an inverse interatomic distance, i.e. of order keV. Therefore, the interference conditions for different neutrino mass eigenstates is easily satisfied.
- A related point: since the energy and momentum uncertainties are so important for interference to happen, it is not correct to treat neutrinos as plane waves. A wave packet formalism is more appropriate.
- The approximation $\sqrt{E^2 - m_j^2} - \sqrt{E^2 - m_k^2} \simeq \Delta m_{jk}^2/(2E)$, $\sqrt{E^2 - m_j^2} - \sqrt{E^2 - m_k^2} \simeq -\Delta m_{jk}^2/(2E)$ does not require $m_j, m_k \ll E$, but only $m_j^2 - m_k^2 \ll E$, $m_j^2 - m_k^2 \ll E^2$. (This is sufficient for writing $m_j^2 = m_k^2 + \Delta m_{jk}^2$ and then expanding in Δm_{jk}^2 .)
- For antineutrinos, the above derivation goes through in exactly the same way, except that U should be replaced by U^* everywhere. This is because an antineutrino is created by the field operator ν rather than the operator $\bar{\nu}$, and the corresponding weak interaction term in the Lagrangian (1) is the hermitian conjugate of the term creating neutrinos. We denote oscillation probabilities for $\bar{\nu}_\alpha \rightarrow \bar{\nu}_\beta$ transitions by $P_{\bar{\alpha}\bar{\beta}}(L)$.

3 Sterile Neutrinos as Dark Matter Candidates

Sterile neutrinos with masses $> \text{keV}$ have all the properties required to account for the DM in the Universe: they are electrically neutral, become non-relativistic early on (thus forming cold dark matter), can have very weak couplings with other particles (if the relevant mixing angles are small), and are stable over cosmological time scales.

An important question for any DM candidate is how the DM abundance observed in the Universe is determined. For the case of sterile neutrinos, the leading minimal mechanism is the *Dodelson–Widrow* mechanism [1], which we will outline now.

The assumption is that, very early on, no sterile neutrinos exist. Later, they are produced via active-to-sterile ($\nu_a \rightarrow \nu_s$) neutrino oscillations. For $\mathcal{O}(\text{keV})$ masses, the oscillation length/oscillation time scale $L^{\text{osc}} = 4\pi E/\Delta m^2$ is very small, so a ν_a – ν_s superposition is produced very quickly. In the subsequent discussion, it is therefore sufficient to consider the averaged effect of oscillations. For small mixing angle, ~~it~~ the neutrino state then consists mostly of ν_a , with a small ($\sim \frac{1}{2} \sin^2 2\theta$) admixture of ν_s . Neutrino collisions with other particles act as quantum mechanical “measurements”, collapsing the wave function either into ν_s (with a probability of $\frac{1}{2} \sin^2 2\theta$), or into ν_a (with a probability of $1 - \frac{1}{2} \sin^2 2\theta$). Afterwards, oscillations start again. Active neutrinos again acquire a ν_s component $\sim \frac{1}{2} \sin^2 2\theta$, and sterile neutrinos acquire a ν_a component of the same magnitude. However, since ν_s are much less abundant than ν_a , the back-conversion is negligible. After many collisions, the sterile neutrino abundance has increased to the level observed today. Eventually, collisions cease because the primordial gas becomes too diluted, and the ν_s abundance present at this time “freezes in”. Note that, before freeze-in, active neutrinos are continuously replenished via pair production or CC charged current interactions.

Dodelson–Widrow production of sterile neutrinos is described by the Boltzmann equation

$$\left(\frac{\partial}{\partial t} - H E \frac{\partial}{\partial E} \right) f_s(E, t) = \left[\frac{1}{2} \sin^2(2\theta_M(E, t)) \Gamma(E, t) \right] f_a(E, t), \quad (22)$$

where $f_s(E, t)$ and $f_a(E, t)$ are the time-dependent momentum distribution functions of sterile and active neutrinos, respectively, and H is the Hubble parameter. Before the interactions between active neutrinos and other SM particle-particles freeze out (the epoch relevant here because the mechanism relies on these collisions), $f_a(E, t)$ is just a Fermi–Dirac distribution

$$f_a(E, t) = \frac{1}{e^{E/T} + 1}. \quad (23)$$

The quantity

$$\Gamma(E, t) \simeq \frac{7\pi}{24} G_F^2 T^4 E \quad (24)$$

in eq. (22) is the active neutrino interaction rate. The expression in square brackets is thus the probability for the neutrino state to collapse to ν_s in a collision.² $\theta_M(E, t)$ denotes the mixing angle in matter. The second term on the left hand side of eq. (22) describes the change in the energy spectrum due to redshift. Indeed, we have

$$\frac{d}{dt} f_s(E, t) = \left(\frac{\partial}{\partial t} + \frac{dE}{dt} \frac{\partial}{\partial E} \right) f_s(E, t), \quad (25)$$

²It may seem odd that the neutrino can collapse into ν_s even though only ν_a interact. This paradox can only be resolved in a more careful treatment of the Dodelson–Widrow mechanism using the density matrix formalism.

and $dE/dt = d(E_0 a^{-1})/dt = -E_0 a^{-2} \dot{a} = -H E$, for relativistic neutrinos, $dE/dt = d(E_0 a^{-1})/dt = -E_0 a^{-2} \dot{a} =$ with a the scale factor of the Universe and $H = \dot{a}/a$. It is justified to assume relativistic neutrinos here as Dodelson–Widrow production peaks at a temperature of order 100 MeV

From eq. (22), we can compute an evolution equation also for the ratio of number densities of sterile and active neutrinos, $r(t) \equiv n_s(t)/n_a(t)$, with $n_i(t) = 2 \int d^3 p f_i(E, t)/(2\pi)^3$. In doing so, it is convenient to go from derivatives with respect to t to derivatives with respect to $a(t)$. We use

$$\frac{d}{da} n_s(t) = \frac{d}{da} 2 \int \frac{d^3 p}{(2\pi)^3} f_s(E, t) \quad (26)$$

$$= 2 \frac{d}{da} \int \frac{4\pi E^2 dE}{(2\pi)^3} f_s(E, t) \quad (27)$$

$$= \frac{2}{\dot{a}} \int \frac{4\pi E^2 dE}{(2\pi)^3} \frac{\partial}{\partial t} f_s(E, t) - 2 \int \frac{4\pi E^2 dE}{(2\pi)^3} \frac{E}{a} \frac{\partial}{\partial E} f_s(E, t) - 6 \int \frac{4\pi E dE}{(2\pi)^3} \frac{E}{a} f_s(E, t), \quad (28)$$

or, equivalently,

$$\dot{a} \frac{d}{da} n_s = 2 \int \frac{4\pi E^2 dE}{(2\pi)^3} \frac{\partial}{\partial t} f_s(E, t) - 2 \int \frac{4\pi E^2 dE}{(2\pi)^3} H E \frac{\partial}{\partial E} f_s(E, t) - 3H n_s. \quad (29)$$

We can thus rewrite eq. (22) as

$$\dot{a} \frac{d}{da} n_s + 3H n_s = \gamma n_a, \quad (30)$$

where we have defined

$$\gamma \equiv \frac{1}{n_a} \int \frac{d^3 p}{(2\pi)^3} \sin^2(2\theta_M) \Gamma(E, t) \frac{1}{e^{p/T} + 1}. \quad (31)$$

Since, moreover,

$$\frac{d}{da} n_a = -\frac{3}{a} n_a, \quad (32)$$

we obtain

$$\dot{a} \frac{d}{da} r + \dot{a} \frac{r}{n_a} \frac{d}{da} n_a + 3H r(t) = \gamma, \quad (33)$$

$$\Leftrightarrow \dot{a} \frac{d}{da} r = \gamma, \quad (34)$$

$$\Leftrightarrow aH \frac{d}{da} r = \gamma, \quad (35)$$

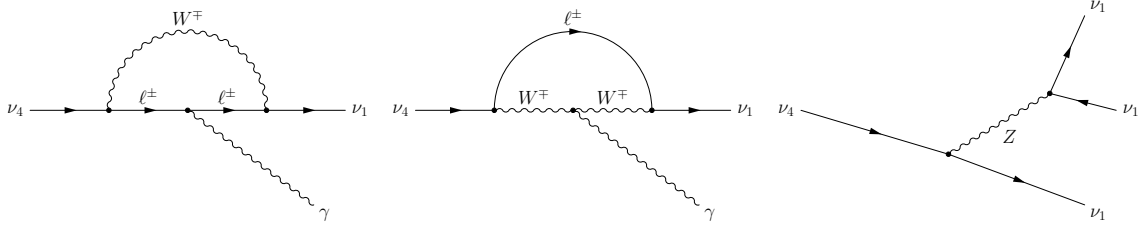
$$\Leftrightarrow \frac{dr}{d \ln a} = \frac{\gamma}{H}. \quad (36)$$

Note that, in the above derivation, we have neglected the time-dependence of the effective number of relativistic degrees of freedom, g_* . At epochs where g_* changes, the dependence of energy on the scale factor is no longer simply $E \propto a^{-1}$ because the energy of degrees of freedom that disappear is distributed among those remaining in thermal equilibrium. When this is taken into account, eq. (22) turns into [1]

$$\frac{d}{d \ln a} r = \frac{\gamma}{H} + r \frac{d}{d \ln a} g_*. \quad (37)$$

4 Sterile Neutrino Decay

We have mentioned above that any DM candidate should be stable over cosmological timescales. For ~~the case of~~ sterile neutrinos this is the case in the sense that they live much longer than the age of the Universe if their mixing angles with active neutrinos are sufficiently small. But they are not absolutely stable. A massive, mostly sterile neutrino ν_4 with a small admixture of a light, mostly active neutrino state ν_1 can decay through the following diagrams:



The third of these is phenomenologically irrelevant because the decay products are invisible. It can only be used to impose the constraint that the lifetime of ν_4 should be much larger than the age of the Universe to provide a successful DM candidate. The first two diagrams, on the other hand, lead to radiative neutrino decay $\nu_4 \rightarrow \nu_a \gamma$.

The rate for $\nu_4 \rightarrow \nu_a + \gamma$ is [2–6]

$$\begin{aligned} \Gamma(\nu_4 \rightarrow \nu_a \gamma)^D &= \frac{9\alpha_{\text{em}} G_F^2 m_4^5}{512\pi^4} \sum_{j=1,2,3} \left(1 - \frac{m_j^2}{m_4^2}\right)^3 \left(1 + \frac{m_j^2}{m_4^2}\right) \left| \sum_{\alpha=e,\mu,\tau} \left(1 - \frac{m_\alpha^2}{2M_W^2}\right) U_{\alpha 4} U_{\alpha j}^* \right|^2 \\ &\simeq \underline{2.73 \times 10^{-37} \text{ sec}^{-1}} \underline{2.73 \times 10^{-22} \text{ sec}^{-1}} \times \sin^2 \theta \times \left(\frac{m_4}{\text{eV}} \frac{m_4}{\text{keV}}\right)^5 \end{aligned} \quad (38)$$

in the case of Dirac neutrinos, and [5–7]

$$\begin{aligned} \Gamma(\nu_4 \rightarrow \nu_a \gamma)^M &= \frac{9\alpha_{\text{em}} G_F^2 m_4^5}{256\pi^4} \sum_{j=1,2,3} \left(1 - \frac{m_j^2}{m_4^2}\right)^3 \left\{ \left(1 + \frac{m_j^2}{m_4^2}\right)^2 \left[\sum_{\alpha=e,\mu,\tau} \left(1 - \frac{m_\alpha^2}{2M_W^2}\right) \text{Im}(U_{\alpha 4} U_{\alpha j}^*) \right]^2 \right. \\ &\quad \left. + \left(1 - \frac{m_j^2}{m_4^2}\right)^2 \left[\sum_{\alpha=e,\mu,\tau} \left(1 - \frac{m_\alpha^2}{2M_W^2}\right) \text{Re}(U_{\alpha 4} U_{\alpha j}^*) \right]^2 \right\} \\ &\simeq \underline{5.46 \times 10^{-37} \text{ sec}^{-1}} \underline{5.46 \times 10^{-22} \text{ sec}^{-1}} \times \sin^2 \theta \times \left(\frac{m_4}{\text{eV}} \frac{m_4}{\text{keV}}\right)^5 \end{aligned} \quad (39)$$

for Majorana neutrinos. In these expressions, m_j ($j = 1..4$) are the neutrino mass eigenvalues, m_e , m_μ , and m_τ denote the charged lepton masses, M_W is the W boson mass, G_F is the Fermi constant, and α_{em} is the electromagnetic fine structure constant. The numerical approximations in ~~the second lines of~~ eqs. (38) and (39) were obtained in the limit $m_j \ll m_4$ and $m_\alpha \ll M_W$. Moreover, in this limit, the dependence on the mixing matrix elements can be expressed in terms of the effective mixing angle $\sin^2 \theta \equiv \sum_j |U_{s4} U_{sj}^*|^2$. Assuming that ν_4 mixes predominantly with only one of the light mass eigenstates, and that the corresponding mixing angle is $\ll 1$, θ can be identified with that mixing angle. The fact that the expression is different for the two cases comes from the fact that, for Dirac neutrinos, only an ℓ^- and a W^+ can propagate in the loop (opposite for Dirac antineutrinos), while for Majorana neutrinos, also the combination ℓ^+ and W^- is possible.

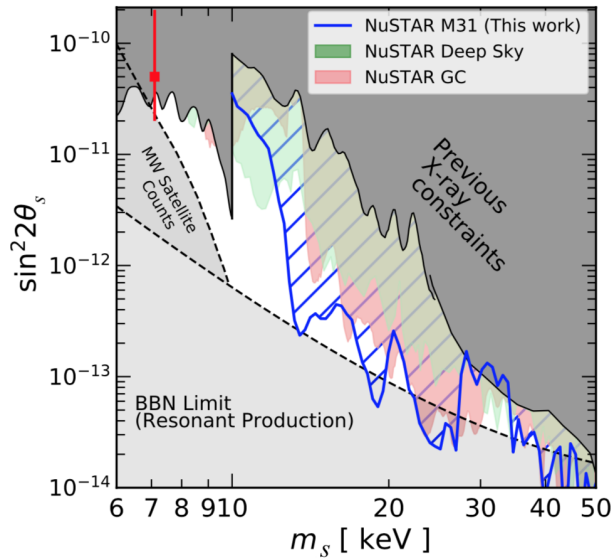


Figure 1: Constraints on sterile neutrino dark matter. Figure taken from [8]. The colored and gray regions show limits from X-ray searches, while the medium gray region on the left labeled “MW Satellite Counts” is based on structure formation arguments [9]. The region labeled “BBN Limit (Resonant Production)” is disfavored by BBN constraints on the lepton asymmetry if the latter is invoked to enhance sterile neutrino production. The red dot with an error bar indicates the parameters corresponding to the sterile neutrino explanation of the 3.5 keV line [10, 11].

The radiative decay mode implies that, in spite of its small rate (much smaller than the inverse age of the Universe), sterile neutrino DM leads to potentially observable, nearly monoenergetic $\mathcal{O}(\text{keV})$ x-ray X-ray emission in regions of high DM density (Galactic Center, galaxy clusters, etc.). ~~Searches for such signatures~~ We call the emission “nearly monoenergetic” because the DM velocity dispersion induces Doppler broadening. For DM in a galaxy cluster, with a typical velocity dispersion of order $v \sim 1000$ km/sec, the relative line width is $\sqrt{(1+v)/(1-v)} - 1 \sim 0.3\%$. Searches for mono-energetic X-rays have been carried out, and results will be discussed below.

5 Constraints on Sterile Neutrino Dark Matter

We have seen in eqs. (38) and (39) that the decay rate of sterile neutrino DM is tiny. However, a modern X-ray telescope sees about 10^{78} dark matter particles in its line of sight to a nearby galaxy cluster of mass $10^{15} M_{\odot}$, so a signal may be detectable.

The resulting constraints on sterile neutrino dark matter are summarized in fig. 1. We see that only mixing angles as small as $\sin^2 2\theta \lesssim 10^{-11}$ are still allowed. Even for these, the parameter space is very limited. It is also important to note that, for such small mixing angles, the Dodelson–Widrow mechanism can no longer produce the observed DM abundance. ~~There~~ There are alternative mechanisms, though, that can populate this region of parameter space, including for instance production in the decay of heavy particles, or production through resonant oscillations. The latter mechanism, called the Shi–Fuller mechanism [12], assumes that the lepton asymmetry of the Universe is sizeable (much larger than the baryon asymmetry); in this case, neutrinos feel a large MSW an extra Mikheyev–Smirnov–Wolfenstein (MSW) potential which can enhance the effective

mixing angle in the early Universe, while keeping the vacuum mixing angle relevant to observations today small. The problem is that large lepton asymmetries are difficult to achieve in baryogenesis/leptogenesis models, and they are moreover constrained by BBN. This constraint is shown in light gray at the bottom of fig. 1. Because smaller mixing angles require larger lepton asymmetries in the Shi–Fuller mechanism, the BBN bound is actually a lower bound on the mixing angle.

A further constraint arises from large-scale structure formation. Namely, DM particles with $\mathcal{O}(\text{keV})$ masses are still moving relatively fast at the time when structure formation starts (matter–radiation equality, $T \sim \text{eV}$). They can therefore wash out small-scale density inhomogeneities, and this affects the subsequent formation of galaxies. In particular, small structures like dwarf galaxies are then less likely to be produced. Based on the ~~observed~~ observed counts of dwarf galaxies accompanying the Milky Way—, one obtains the constraint shown in medium gray in the left part of fig. 1. Note that the constraint as shown here is only valid for sterile neutrinos produced via the Shi–Fuller mechanism. A similar limit could also be derived for other production ~~mechanism~~ mechanisms, but because each production mechanism leads to a different energy distribution for the sterile neutrinos at production, the constraint depends on the production mechanism.

Sterile neutrino dark matter is also constrained by phase space arguments: if its mass was too low ($\lesssim 1 \text{ keV}$), the conservation of phase space density would forbid the formation of compact galactic cores. This constraint is called the Tremaine–Gunn bound [13]. A slightly weaker bound arises also from the Pauli exclusion principle, which prohibits arbitrarily dense packing of fermionic dark matter, again in conflict with observations of galactic cores. Finally, observations of cosmic structure on relatively small scales ($\lesssim 10 \text{ Mpc}$) using Lyman- α forests constrain keV-scale dark matter [14], though the quantitative power of these constraint depends on the dark matter production mechanism.

6 The 3.5 keV Anomaly

In 2014, stacked observations of galaxy clusters using data from the XMM-Newton ~~X-Ray telescope data has~~ X-ray telescope have led to the detection of an unidentified X-ray line near 3.55 keV [10], see fig. 2. (The width of the excess is compatible with the instrumental resolution, so calling the excess a line is justified.)

The possibility that this line constitutes a detection of the radiative decay of a $\sim 7 \text{ keV}$ sterile neutrino has caused a lot of excitement. Comparing the observed flux from different astrophysical objects (galaxies, galaxy clusters, ...), the scaling with the DM abundance in these objects is not as perfect as one would hope, but also not bad enough to definitely rule out ~~the possibility that the line is indeed a signal of new physics~~ new physics as an explanation, see for instance [15]. There is a heated debate going on about the trustworthiness of both the positive observations and the null results.

Acknowledgements

It is a great pleasure to thank the organizers of the Les Houches Summer School 2021 on Dark Matter, the students, and the local staff for making this event a success.

Funding information Further reading. While we hope that these brief lecture notes offer a compact introduction to the subject of sterile neutrinos as dark matter candidates, they necessarily cannot be fully comprehensive. For instance, we did not comment on the

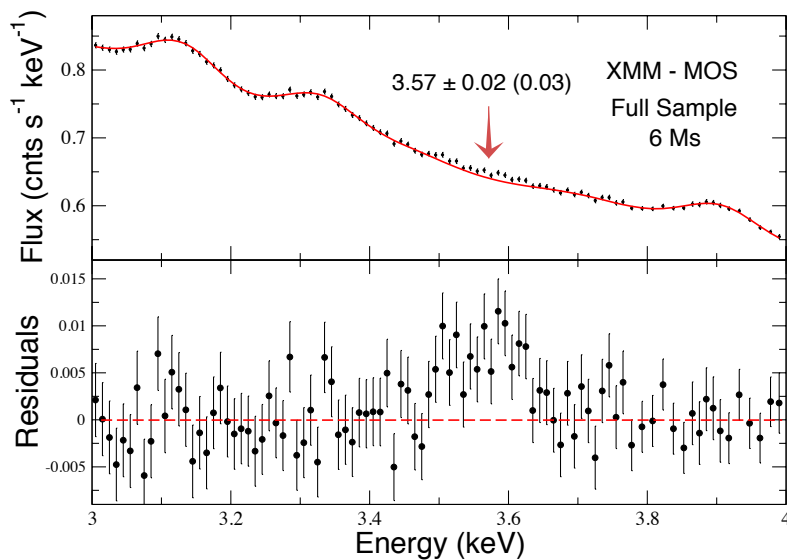


Figure 2: Stacked XMM-Newton spectra from a number of galaxy [clusters](#), leading to the detection of an unexplained feature at around 3.5 keV. Plot taken from [10].

[large number of models that exist beyond the minimal Dodelson–Widrow and Shi–Fuller scenarios. A much more detailed discussion of this and other aspects can be found in numerous excellent reviews in the literature, see for instance refs. \[16–20\].](#)

Funding information. The author’s work has been partially supported by the European Research Council (ERC) under the European Union’s Horizon 2020 research and innovation program (grant agreement No. 637506, “ ν Directions”). He has also received funding from the German Research Foundation (DFG) under grant No. KO 4820/4-1.

References

- [1] S. Dodelson and L. M. Widrow, *Sterile-neutrinos as dark matter*, Phys.Rev.Lett. **72**, 17 (1994), doi:10.1103/PhysRevLett.72.17, hep-ph/9303287.
- [2] R. Shrock, *Decay $L_0 \rightarrow \nu_l \gamma$ in gauge theories of weak and electromagnetic interactions*, Phys. Rev. **D9**, 743 (1974), doi:10.1103/PhysRevD.9.743.
- [3] B. W. Lee and R. E. Shrock, *Natural Suppression of Symmetry Violation in Gauge Theories: Muon - Lepton and Electron Lepton Number Nonconservation*, Phys. Rev. **D16**, 1444 (1977), doi:10.1103/PhysRevD.16.1444.
- [4] W. Marciano and A. Sanda, *Exotic Decays of the Muon and Heavy Leptons in Gauge Theories*, Phys.Lett. **B67**, 303 (1977), doi:10.1016/0370-2693(77)90377-X.
- [5] P. B. Pal and L. Wolfenstein, *Radiative Decays of Massive Neutrinos*, Phys. Rev. **D25**, 766 (1982), doi:10.1103/PhysRevD.25.766.
- [6] R. E. Shrock, *Electromagnetic Properties and Decays of Dirac and Majorana Neutrinos in a General Class of Gauge Theories*, Nucl. Phys. **B206**, 359 (1982), doi:10.1016/0550-3213(82)90273-5.
- [7] Z. Xing and S. Zhou, *Neutrinos in Particle Physics, Astronomy and Cosmology*,

- Advanced Topics in Science and Technology in China. Springer Berlin Heidelberg, ISBN 9783642175602 (2011).
- [8] K. C. Y. Ng, B. M. Roach, K. Perez, J. F. Beacom, S. Horiuchi, R. Krivonos and D. R. Wik, *New Constraints on Sterile Neutrino Dark Matter from NuSTAR M31 Observations* (2019), 1901.01262.
- [9] J. F. Cherry and S. Horiuchi, *Closing in on Resonantly Produced Sterile Neutrino Dark Matter* (2017), 1701.07874.
- [10] E. Bulbul, M. Markevitch, A. Foster, R. K. Smith, M. Loewenstein *et al.*, *Detection of An Unidentified Emission Line in the Stacked X-ray spectrum of Galaxy Clusters* (2014), 1402.2301.
- [11] A. Boyarsky, O. Ruchayskiy, D. Iakubovskiy and J. Franse, *An unidentified line in X-ray spectra of the Andromeda galaxy and Perseus galaxy cluster* (2014), 1402.4119.
- [12] X.-D. Shi and G. M. Fuller, *A New dark matter candidate: Nonthermal sterile neutrinos*, Phys.Rev.Lett. **82**, 2832 (1999), doi:10.1103/PhysRevLett.82.2832, astro-ph/9810076.
- [13] S. Tremaine and J. E. Gunn, *Dynamical Role of Light Neutral Leptons in Cosmology*, Phys. Rev. Lett. **42**, 407 (1979), doi:10.1103/PhysRevLett.42.407.
- [14] J. Baur, N. Palanque-Desabrouille, C. Yeche, A. Boyarsky, O. Ruchayskiy, E. Armengaud and J. Lesgourgues, *Constraints from Ly- α forests on non-thermal dark matter including resonantly-produced sterile neutrinos*, JCAP **12**, 013 (2017), doi:10.1088/1475-7516/2017/12/013, 1706.03118.
- [15] C. Dessert, N. L. Rodd and B. R. Safdi, *Evidence against the decaying dark matter interpretation of the 3.5 keV line from blank sky observations* (2018), 1812.06976.
- [16] A. Kusenko, *Sterile neutrinos: The Dark side of the light fermions*, Phys. Rept. **481**, 1 (2009), doi:10.1016/j.physrep.2009.07.004, 0906.2968.
- [17] M. Drewes *et al.*, *A White Paper on keV Sterile Neutrino Dark Matter*, JCAP **01**, 025 (2017), doi:10.1088/1475-7516/2017/01/025, 1602.04816.
- [18] K. N. Abazajian, *Sterile neutrinos in cosmology*, Phys. Rept. **711-712**, 1 (2017), doi:10.1016/j.physrep.2017.10.003, 1705.01837.
- [19] A. Boyarsky, M. Drewes, T. Lasserre, S. Mertens and O. Ruchayskiy, *Sterile neutrino Dark Matter*, Prog. Part. Nucl. Phys. **104**, 1 (2019), doi:10.1016/j.ppnp.2018.07.004, 1807.07938.
- [20] B. Dasgupta and J. Kopp, *Sterile Neutrinos*, Phys. Rept. **928**, 63 (2021), doi:10.1016/j.physrep.2021.06.002, 2106.05913.