

## I. REPLY TO THE REPORT OF REFEREE 1

*The article discusses the survival of delocalized states of free particles on a random regular graph where a fraction of nodes are subject to a strongly disordered potential. This is a relevant problem, since this model can serve as a toy model for the Hilbert space for certain interacting systems. However, this paper suffers from poor presentation making it at times very hard to understand what the authors want to convey.*

Reply:

We thank the referee for the careful reading of our manuscript and for the constructive critique of it. In the revised version of the manuscript, we have done our best to improve the text and make it more understandable, concise, and clear.

*Question to the authors: If we take the  $W \rightarrow \infty$  limit like it seems to be done in section 3, does the model reduce to the free problem on the non-disordered subset of nodes (and some isolated disordered states)? Concretely this would be a RRG where each node has a  $\beta$  probability of being removed, or (at least in the case of sparse graphs) a random graph with connectivity distributed according to Eq. (7). This reduction seems rather obvious to me, but maybe I overlooked something. If this is indeed the case it should be stated clearly and not hidden in the derivation on the top of page 7. I cannot judge if this problem has been studied elsewhere before.*

Reply:

We thank the referee for this clarifying question. Indeed, the referee is right that in the  $W \rightarrow \infty$  limit the problem reduces to the one on the disorder-free nodes, as it was written in Eqs. (11-12) and in the discussion before and after them. In order to make it more clear in the revised version, we have reformulated this part. As for the previous literature on the related topic, we mentioned already in the previous version that in [53] the similar resulting models of Erdos-Renyi kind have been considered.

*The abstract should be overhauled, specifically it would be good to write the meaning of  $(\beta, d)$  in one sentence rather than spread it out over three. The last sentence is very confusing to me.*

Reply:

Here, we cannot agree with the referee as merging of several rather long sentences into one will not make the abstract more clear. In the revised version, we have modified the abstract.

*Section 1 introduce the topic and motivate the model. The physical motivation in the introduction, namely the study of interacting models with topologically protected modes, is sound. However it could benefit from some references. Furthermore, there is an existing body of research on models comprised of clean and disordered parts (for example PHYSICAL REVIEW X 9, 041014 (2019), but there is a lot more). It would be helpful to clarify the relationship between those works and the present work.*

Reply:

We thank the referee for suggesting the references. In the revised version, we have extended the reference list by some by adding them to Sec. 1.

*Section 2 defines the model and demonstrate the survival of extended states numerically. Fig. 1 is convincing, however an explanation of the additional branch starting at  $E=20$  would be welcome. Furthermore, a comment on numerical convergence with respect to all relevant parameters is missing.*

Reply:

We thank the referee for the clarifying questions in Sec. 2. An additional level, starting at  $E = d$  at  $W = 0$  corresponds to the standard eigenstate of the adjacency matrix, which is homogeneous over the entire graph. Its separation from the bulk bandwidth at  $W \lesssim 2d$  protects it from the most of the localization mechanisms. At larger disorder amplitudes, it merges to the bulk spectrum and then localizes. In the revised version, we have clarified this issue. As for the convergence with respect to the parameters, we should mention that only the system size  $N$  is the relevant parameter here. In the revised version, we have commented on that.

*Section 3 focuses on deriving a formula for the density of extended states and the percolation threshold  $\beta(d)$  in the  $W \rightarrow \infty$ . It is described that the disordered nodes do not contribute in the limit  $W \rightarrow \infty$  (c.f. my question above). Eq. (17) is derived under the assumption that  $G$  is self averaging. Can you comment on why this holds?*

Reply:

Indeed, Eq. (17) is derived from Eqs. (11-12) where no contribution from the dirty nodes is present. Please see our reply to the previous question. As for the self-averaging of  $G$ , this is a standard assumption for  $(1 - \beta)\bar{d} \gg 1$ , see the condition before Eq. (8). In the revised version, we have repeated the above condition before Eq. (14) and clarified the self-averaging

assumption.

*Fig.2, why does the purple curve deviate from the blue dotted curve? can you comment on the choice of parameters? Convergence with sample and model size?*

Reply:

The eigenstates beyond the mobility edge,  $|E| > |E_{ME}|$  show smaller density of states (DOS), therefore the spectral DOS and finite-size fluctuations are more prominent. In the revised version, we have added the discussion of this issue.

*Fig. 3 c) and d) show clear deviations from the predicted curve, in particular there are a considerable number of states outside of the predicted band and the distribution looks more pointy then the predicted distribution. Why is that?*

Reply:

We thank the referee for raising this important question. As the localized states live mostly on the dirty nodes, they see the box-distributed disorder of the amplitude  $W = 1000$ . The number of such localized states is  $\beta \cdot N \simeq 300 - 500$  in Fig. 3. As a result, in normalized DOS,  $\int \rho(E)dE = 1$ , shown in Fig. 3, the contribution of such localized states is rather small  $\rho(|E| < W/2) \simeq \beta/W \simeq 0.0001 - 0.0007$  on average in panels (a-d). At small  $\beta$ , panel (a), in one realization of the graph only few localized states,  $\sim \beta \Delta EN/W \simeq 0.6$ , appear in the shown interval  $|E| < \Delta E = 6$  and this gives barely seen fluctuations (don't associate a peak at  $E \simeq d$  with them). With increasing  $\beta$  from panel (a) to (d) the number of localized states grows and so does the background, becoming more and more homogeneous and close to the box distribution of the diagonal disorder. The deviations from the predicted behavior, Eq. (17), are expected as the parameter  $(1 - \beta)d$  goes down, making our cavity-method approximation (11-12) less and less accurate. In the revised version, we have added the above discussion into the text.

*Fig 4, what does the grey color signify? If it means that there are no states with this energy, doesn't the black curve signify the band edge rather then the mobility edge? What is that extra branch in panel a)?*

Reply:

Similarly to the previous question, the localized states are spread over the huge interval  $|E| < W/2 = 500$  and thus, give only a noise-like behavior in Fig. 4. In order to make the data smoothly looking we have put a threshold on the DOS in order to get rid of this noisy part. In the revised version, we have clarified this issue in the caption of Fig. 4.

*Section 4 discusses how RRG with connectivity  $d$  relate to RRG with connectivity  $N - d - 1$ . I fail to see how this section connects to the rest of this work.*

*Section 5 discusses further generalizations of this model, in particular directed graphs and chemical potentials. I cannot see the relation to the previous part of the paper nor to the physical motivation mentioned in the introduction. Both sections introduce a significant amount of new concepts and terminology while adding very little to the story of the paper. Maybe it would be better to spin them off in a different work?*

Reply:

These sections 4 and 5 relate the current work to the previous results in the system and show whether all this mobility-edge physics is robust with respect to the various perturbations and modifications of the model. The duality in Sec. 4 shows a remarkable example of why Eq. (17) is limited in the connectivities  $d \ll N$ , as this limitation is absent in all the previous assumptions. In the revised version, we have put the entire Sec. 5 to the appendix and motivated the presence of Sec. 4 in the main text.

*The captions of Fig. 6 and 7 are insufficient.*

Reply:

We thank the referee for this clarifying question. In the revised version, we have extended the captions of both figures and the discussion in the corresponding appendix.

*The numerical results plots look compelling, however no comment is given on convergence with respect to system size and sample count.*

Reply:

In the revised version, we have added the clarifications on the convergence of our results with the system size  $N$  and the number of realizations.

*In its current form the article is very difficult to follow due to its presentation; I can therefore not recommend publishing without major revisions to language and presentation.*

- 1- Significantly improve the language and presentation. Here just a couple points; this list is not exhaustive:
- The abstract is hard to parse and should be reformulated, especially the last sentence.

- $(d, \beta)$  and  $(\beta, d)$  are used inconsistently
- some concepts are not introduced like "short-cycles"
- grammatical mistakes are frequent
- Sentences are at times very long and cover different only loosely related ideas

Reply:

In the revised version, we have addressed the above grammatical and minor issues.

- Captions only state what was plotted but not what one should look at

Reply:

All the figures are described in the main text, the captions are only needed for guiding the reader through the results, but not for the repeating the same arguments from the main text. In the revised version, we have slightly polished the captions.

2- add references to the physical motivation as well as compare to other works dealing with models comprising clean and disordered parts.

3- Comment on convergence of numerical computations with respect to relevant parameters like number of samples, number of nodes, etc. The number of nodes  $N = 1024$  seems very low to me. Fig 3 c) and d) shows disagreement between observed and predicted density of states, yet there is no comment on this discrepancy anywhere.

4- Explain the second branch in Figure 1

5- Either integrate section 4 and 5 better with the rest of the text or split them off in a different work.

6- Section 3 seems to be about the large disorder limit, clarify this

Reply:

In the revised version, we have clarified all the above points:

- added the corresponding references in the introduction;
- commented on the convergence over the system size  $N$  and the number of disorder realizations;
- explained the second branch in Fig. 1;
- Moved Sec. 5 to the Appendix and motivated the presence of Sec. 4 in the main text;
- clarified the large disorder limit, considered in Sec. 3.

After all these changes, we believe that our manuscript has been improved enough to be published in SciPost Physics.

# Robust extended states in Anderson model on partially disordered random regular graphs

Daniil Kochergin<sup>1,2</sup>, Ivan M. Khaymovich<sup>3,4,\*</sup>, Olga Valba<sup>5,2</sup>, and Alexander Gorsky<sup>6,2</sup>

**1** Moscow Institute of Physics and Technology, Dolgoprudny 141700, Russia

**2** Laboratory of Complex Networks, Center for Neurophysics and Neuromorphic Technologies, Moscow, Russia

**3** Nordita, Stockholm University and KTH Royal Institute of Technology Hannes Alfvéns väg 12, SE-106 91 Stockholm, Sweden

**4** Institute for Physics of Microstructures, Russian Academy of Sciences, 603950 Nizhny Novgorod, GSP-105, Russia

**5** Higher School of Economics, Moscow, Russia

**6** Institute for Information Transmission Problems, Moscow 127994, Russia

\* ivan.khaymovich@gmail.com

December 3, 2023

## Abstract

In this work we analytically explain the origin of the mobility edge in **the ensemble of random regular graphs (RRG), with the connectivity  $d$  and the fraction  $\beta$  of disordered nodes, the location of which is under control.** It is shown that the mobility edge in the spectrum survives in **a certain range of parameters  $(d, \beta)$**  at infinitely large uniformly distributed disorder. The critical curve separating extended and localized states is derived analytically and confirmed numerically. The duality in the localization properties between the sparse and extremely dense RRG has been found and understood. **The mobility edge physics has been analyzed numerically for the above partially disordered RRG, perturbed by the non-reciprocity parameter of node as well as by the enhanced number of short cycles, usually almost absent on RRG.**

---

## Contents

<b>1</b>	<b>Introduction</b>	<b>2</b>
<b>2</b>	<b>Robustness of delocalization in partially disordered RRG</b>	<b>3</b>
2.1	The model	3
2.2	Robustness of delocalization and fractal dimension $D_2$	3
<b>3</b>	<b>Derivation of critical curve at <math>(d, \beta)</math> plane</b>	<b>6</b>
<b>4</b>	<b>Duality in localization properties between sparse and dense RRG</b>	<b>10</b>
<b>5</b>	<b>Conclusion</b>	<b>11</b>
	<b>References</b>	<b>12</b>
<b>A</b>	<b>Multifractal spectrum <math>f(\alpha)</math> and fractal dimensions <math>D_q</math></b>	<b>18</b>

<b>B Further generalizations of the model</b>	<b>22</b>
B.1 Directed partially disordered RRG	22
B.2 Effect of <b>enhanced number of</b> the 3-cycles	25

---

## 1 Introduction

Anderson model on the Cayley tree allows the analytic derivation of the critical disorder for the localization-delocalization phase transition [1]. More recently, the phase transition on the Anderson model with diagonal disorder on the hierarchical graphs has found its reincarnation as a toy model for the transition to many-body localized (MBL) phase in some interacting many-body systems [2]. The simplest ensemble which can be considered as the zeroth approximation to the Hilbert space of the many-body system is the random regular graph (RRG) ensemble [3–32] (see [33] for review).

It was found in [34] that the phase diagram of the Anderson model on RRG, with a finite fraction  $\beta < 1$  of disordered nodes, is different from the standard case of  $\beta = 1$  and in some region of  $(d, \beta)$ -parameter plane there are delocalized states in the central part of the spectrum, separated from the localized states by a mobility edge at arbitrarily large disorder of  $\beta$  fraction of nodes, with the box distribution. This phenomenon takes place if we have some fraction of the clean nodes. Effectively from the Hilbert-space perspective there are interacting clean and dirty subsystems in the model.

The physical motivation behind this model is given by the attempt to take into account the topologically protected zero modes in the spectrum of an interacting many-body system [35–38] in the Hilbert-space-graph framework. There are the overlaps of these modes with the unprotected modes hence there are links between the clean and dirty nodes in the partially disordered RRG, but this overlap does not destroy their topological nature hence the corresponding nodes in the RRG are clean. **On the other hand, even the coexistence of strongly disordered (MBL) and clean (thermalized) sites in many-body setting has attracted quite a bit of attention in the literature [39–43].**

In this study, we extend the analysis of [34] and investigate the phase structure of the partially disordered RRG in  $(d, \beta)$ -parameter space. The region in the  $(d, \beta)$  plane where the mobility edge survives at arbitrarily large disorder amplitude will be identified numerically and derived analytically for sparse and extremely dense regimes. The dependence on the graph size  $N$  of the fractal dimensions  $D_q$  and the singular spectrum  $f(\alpha)$  for eigenfunctions in the delocalized part of the spectrum is analyzed numerically. We shall explain the microscopic origin of the delocalized eigenstates and identify which aspects of the partially disordered ("two-color") graph architecture, involving the clean and dirty nodes, is crucial for the delocalization. **We shall show that the delocalized states survive when the graph, composed with clean nodes only, has a giant connected component. We also generalize the above approach from the sparse  $d \ll N$  to the extremely dense case of the degree  $d_c = N - d$ . For this, we exploit the duality property between the mobility edges for the partially disordered RRG with the degree  $d$  and its complementary counterpart with the degree  $(N - d)$ . In addition, in the Appendix we shall investigate the robustness of the above predictions with respect to various perturbations of the RRG. First, we consider the effect of **enhanced number of the short cycles, usually almost absent on RRG**, on the localization pattern, suggested in [22, 44], and, second, we investigate the non-Hermitian **perturbation** of RRG by adding the **non-reciprocal directed hopping** to the**

partially disordered RRG as in [45].

Unlike several recent works [46–50], here for the emergence of the mobility edge, robust at the large potential, we need neither special flat-band structure of the disorder-free model [46–48, 51] nor correlated disorder [49, 50, 52–56]. Our model is based on the i.i.d. disorder potential on the RRG.

The rest of the article is organized as follows. In Section 2 we define the model and present the numerical evidence for the mobility edge at arbitrarily large disorder. In Section 3 we analytically derive the critical curve in  $(d, \beta)$ -parameter space for the mobility edge. In Section 4 we **generalize our analytical consideration to the extremely dense graphs, by analytically utilizing** the duality between the localization patterns for node degrees  $d$  and  $(N - d)$  **and confirming the results numerically**. Section 5 concludes the results. **In Appendices we consider the multifractal spectrum and prove the robustness of the phenomena observed with respect to the small perturbations of RRG by non-Hermitian deformation and the enhanced number of the short cycles, usually almost absent on RRG.**

## 2 Robustness of delocalization in partially disordered RRG

In this Section we consider the numerical simulation of the RRG, with the fraction  $\beta$  of sites subject to the disorder of i.i.d. random variables  $\epsilon_i$  of the amplitude  $W/2$  taken from the uniform distribution,  $|\epsilon_i| < W/2$ . First, in Sec. 2.1 we introduce the model and, second, in Sec. 2.2 we present the numerical simulations for the spectral and localization properties of the model across the spectrum.

### 2.1 The model

In the conventional framework, one studies Anderson transition for non-interacting spinless fermions hopping over RRG with the connectivity  $d = 3$  in a diagonal disorder described by Hamiltonian

$$H = \sum_{i,j} A_{ij} \left( c_i^\dagger c_j + c_i c_j^\dagger \right) + \sum_{i=1}^{\beta N} \epsilon_i c_i^\dagger c_i . \quad (1)$$

The first sum, representing the hopping between nearest-neighbor RRG nodes  $i$  and  $j$ , is written in term of the adjacency matrix ( $A_{ij} = 1$  for nearest neighbors and  $A_{ij} = 0$  otherwise) for the regular graph,  $\sum_i A_{ij} = \sum_j A_{ij} = d$ . The second sum, running over all  $N$  nodes, represents the potential disorder. The standard fully disordered RRG ensemble, corresponding to  $\beta = 1$ , undergoes the Anderson localization transition at  $W_c = 18.16$  for  $d = 3$  [8, 11, 15, 33]. For larger  $d$  the critical disorder is usually estimated as

$$W_c(d) \simeq d \ln d . \quad (2)$$

### 2.2 Robustness of delocalization and fractal dimension $D_2$

Let us investigate numerically the properties of the states in the delocalized spectral part, found in [34] in the large  $W$  limit. As the probes we choose the density of delocalized states,  $\rho(E) = \langle \sum_{n \in \text{delocalized}} \delta(E - E_n) \rangle$ , the spectral level-spacing statistics,  $P(s)$ , with  $s_n = E_{n+1} - E_n$ , and the dependence of the fractal dimension  $D_2 \equiv -\ln(\sum_i |\psi_E(i)|^4) / \ln N$  of an eigenstate  $\psi_E(i)$  on the point in the  $(d, \beta)$  parameter plane.

First, let us demonstrate that the delocalized states survive at the very large disorder and are clearly seen numerically. Figure 1 clearly demonstrates that at large  $W$  the width

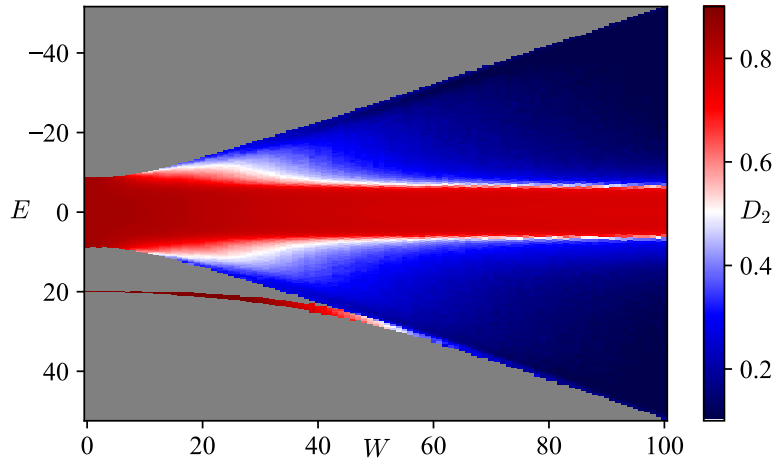


Figure 1: **Mobility edge structure versus disorder  $W$** . Color plot shows the fractal dimension  $D_2$  versus the disorder  $W$  and eigenvalues  $E$  in the partially disordered RRG of size  $N = 1024$ , with connectivity  $d = 20$ , and the fraction of disordered nodes  $\beta = 0.5$ . The data is averaged over 100 realizations. **Figure shows that delocalized states survive at any achievable disorder amplitude  $W$ .**

of the delocalized energy range is  $W$ -independent. **An additional level, started at  $E = d$  at  $W = 0$  corresponds to the standard eigenstate of the adjacency matrix, which is homogeneous over the entire graph. Its separation from the bulk bandwidth at  $W \lesssim 2d$  protects it from the most of the localization mechanisms. At larger disorder amplitudes, it merges to the bulk spectrum and then localizes.**

Note that here and further we focus mostly on the localization,  $D_2 = 0$ , and delocalization,  $D_2 > 0$ , but not on the ergodicity,  $D_2 = 1$  versus non-ergodicity,  $0 < D_2 < 1$ . **Already in a fully disordered RRG at  $\beta = 1$  the question of the existence of a non-ergodic phase in RRG has been a discussion point for years [4–20,27–32] and even now the maximal system sizes of few millions,  $N \sim 10^6$  do not resolve this issue [14,31,32]. Therefore in this work we calculate the fractal dimensions  $D_2$  (and their generalization  $D_q$  together with the singularity spectrum  $f(\alpha)$  with the definitions given below) in the Appendix A only of finite sizes up to  $N \sim 30000$  and do not claim ergodicity or non-ergodicity. In addition, we have checked that the above picture of the mobility edge, see Fig. 1, converges with the system size much below the maximal considered size of  $N \sim 30000$ .**

**Figure 2 demonstrates finite-size data up to  $N \sim 30000$  and its infinite-size extrapolation for partially disordered RRG with connectivity  $d = 3$  and the fraction of disordered nodes  $\beta = 0.5$  at intermediate disorder amplitudes  $W = 30$ . The mobility edges calculated from (18) stay in the same energy regardless of the system size, while the fractal dimension flows upwards between the mobility edges and goes to zero beyond it.**

The delocalization can be also checked via the level spacing distribution  $P(s)$ , see Fig. 3. Level spacing determines the statistics of spacing between two adjacent energy levels  $s_i = E_{i+1}^u - E_i^u$ , where  $E_i^u$  are energy levels after the unfolding procedure (see, e.g., [26] for details). There the eigenenergy statistics shows the standard repulsion inside the delocalized region and the Poisson statistics beyond the mobility edge [59]. **Some deviations from Poisson statistics for the localized nodes,  $|E| > E_{ME}$ , should be related to the small DOS for these states and its fluctuations for large  $W = 1000$ , see the further discussion of Fig. 4 below.**

The density of states,  $\rho(E)$ , see Figs. 2(b) and 4, shows a clear separation into two parts: the states, localized at disordered nodes, form a flat box-like distribution of the

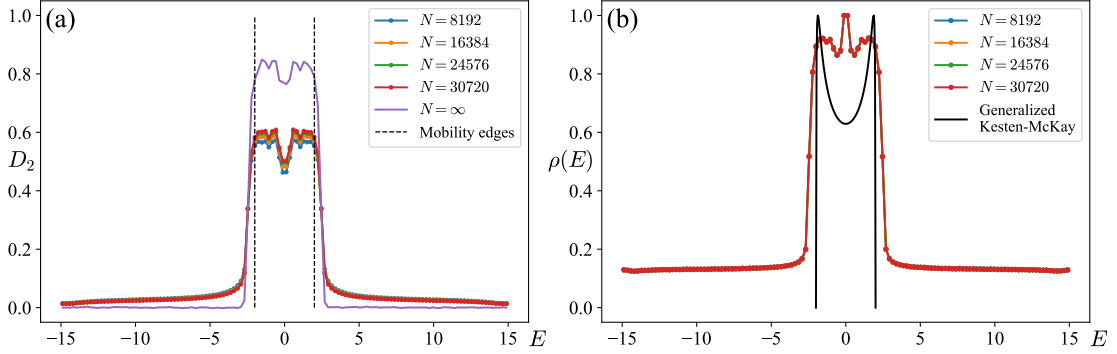


Figure 2: **(a) Fractal dimension  $D_2$  and (b) density of states across the spectrum on partially disordered RRG** at several sizes  $N$ , with connectivity  $d = 3$ , disorder amplitude  $W = 30$  and fraction of disordered nodes  $\beta = 0.5$ . Colored symbols show finite-size data, while the solid purple line shows an extrapolated curve [8,57,58]. Black dashed lines in (a) show the mobility edges, calculated from (18). The black solid line in (b) shows a generalized Kesten-McKay distribution of delocalized states, calculated from (17). The flat contribution of the localized states is clearly seen in (b).

width  $W \gg d$  (barely seen in Fig. 4), while the extended ones are confined at small energies,  $|E| \lesssim 2\sqrt{(1-\beta)(d-1)}$ . At small  $\beta$ , the density of delocalized states,  $\rho(E)$ , is close to the Kesten-McKay distribution [60,61]

$$\rho(E) = \rho_{KM}(E) = \frac{d\sqrt{[4(d-1) - E^2]}}{2\pi(d^2 - E^2)} \quad (3)$$

while at large  $\beta$  it becomes close to the Wigner-Dyson distribution Fig. 4. We confirm this behavior later in Eq. (17) by the analytical consideration. It is expected since at small  $\beta$  the clean nodes form almost RRG while at larger  $\beta$  the clean-node graph get randomized by the dirty nodes.

As the localized states live mostly on the dirty nodes, they are subject to the box-distributed disorder of the amplitude  $W = 1000$ . The number of such localized states is  $\beta \cdot N \simeq 300 - 500$  in Fig. 4. As a result, in normalized DOS,  $\int \rho(E)dE = 1$ , shown in Fig. 4, the contribution of such localized states is rather small  $\rho(|E| < W/2) \simeq \beta/W \simeq 0.0001 - 0.0007$  on average in panels (a)-(d). At small  $\beta$ , panel (a), in one realization of the graph only few localized states,  $\sim \beta\Delta EN/W \simeq 0.6$ , appear in the shown interval  $|E| < \Delta E = 6$  and this gives barely seen fluctuations (don't associate a peak at  $E \simeq d$  with them). With increasing  $\beta$  from panel (a) to (d) the number of localized states grows and so does the background, becoming more and more homogeneous and close to the box distribution of the diagonal disorder. At intermediate  $W \simeq 30$ , shown in Fig. 2(b), this box contribution to the DOS overcomes the threshold of the noise.

In the central part of the spectrum, the deviations from the predicted behavior, Eq. (17), are expected in Fig. 4 as the parameter  $(1-\beta)d$  goes down, making our cavity-method approximation Eqs. (11) and (12) less and less accurate. Other deviations, see, e.g., Fig. 2(b) come from the corrections in small parameter  $d/W$ , neglected in the analytical consideration for simplicity.

The width of the delocalized energy range has nontrivial  $(d, \beta)$  dependence, see Fig. 5(a). There, the above-mentioned fluctuations in DOS from the localized nodes, box-distributed with the width  $W = 1000$ , have been eliminated by putting a threshold to the DOS data, see the caption of Fig. 5.



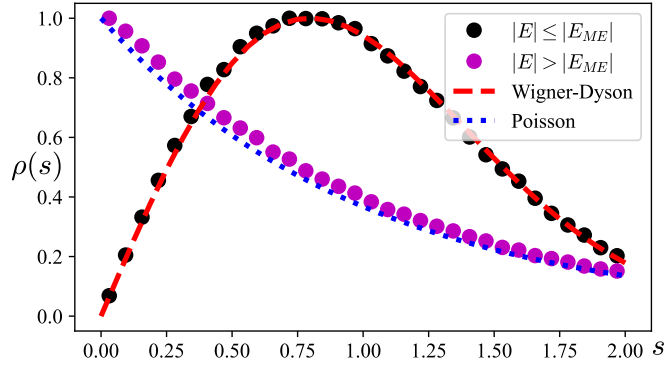


Figure 3: **Level spacing distribution between (black dots) and beyond (purple dots) the mobility edges in the partially disordered RRG** of the size  $N = 8192$ , with the connectivity  $d = 10$  and the fraction of disordered nodes  $\beta = 0.5$  at the disorder  $W = 1000$ . The data is averaged over **1024** realizations. **The data within (beyond) the mobility edge is well described by red dashed (blue dotted) line, corresponding to the Wigner-Dyson (Poisson) distribution.**

There is the critical curve  $\beta_c(d)$  in the parameter space which separates the regime with and without the mobility edge, see Fig. 5(c). This is related to the percolation via the clean nodes on the partially disordered RRG, see the analytical consideration in the next section.

We have also investigated the  $N$ -dependence of the fractal dimension

$$D_q \equiv \frac{\ln \left( \sum_i |\psi_E(i)|^{2q} \right)}{(1-q) \ln N} \quad (4)$$

and spectrum of fractal dimensions

$$f(\alpha) \equiv 1 + \frac{\ln P \left( \alpha = -\frac{\ln |\psi_E(i)|^2}{\ln N} \right)}{\ln N}. \quad (5)$$

The corresponding plots for  $\beta = 0.5$  and  $\beta = 0.75$  are presented in Fig. 7 – 10 in Appendix A.

### 3 Derivation of critical curve at $(d, \beta)$ plane

In this section, we explain why the density of the delocalized states at not very large  $\beta$  is well-approximated by the Kesten-McKay distribution with the rescaled RRG  $d^*$  and tree  $d_t^*$  degrees. This rescaling reproduces correctly the numerical result for the spectral width of the delocalized range and the critical curve at  $(d, \beta)$  plane at relatively small  $d \ll N/2$ . Note that the one-loop correction for Kesten-McKay law has been found in [62] and more general cavity analytic approach for the dense graphs has been developed in [63].

This result can be **straightforwardly understood** as follows. **For large enough disorder  $W \gg 1, d$ , all the dirty nodes of the RRG become localized and the only possibility for extended states to survive comes is to live on the clean nodes. This reduces the problem to the RRG with the  $\beta$  fraction of edges being removed from that. This graph should be equivalent to the Erdős-Rényi one or other hierarchical graphs with fluctuating connectivity [64] with a certain distribution of the number of edges.**

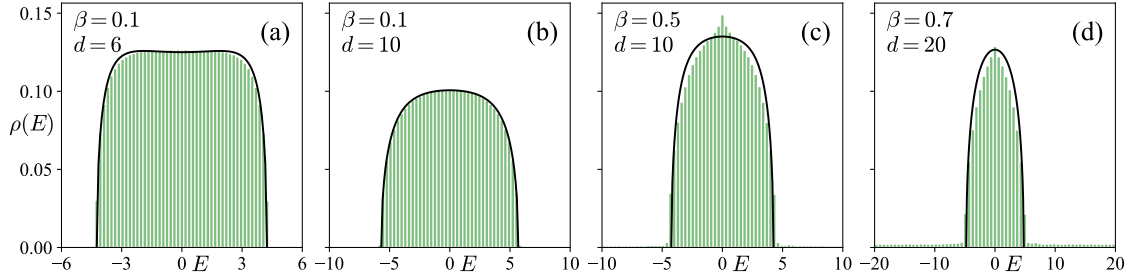


Figure 4: **Density of states of partially disordered RRG for different vertex degrees  $d$  and fractions of disordered nodes  $\beta$ .** Green-colored histograms show numerically calculated spectral densities for the size  $N = 8192$  and disorder amplitude  $W = 1000$ . The data is averaged over 100 realizations. Black lines are spectral densities of delocalized states only, calculated from (17) for each panel. (a)  $\beta = 0.1$ ,  $d = 6$ , (b)  $\beta = 0.1$ ,  $d = 10$ , (c)  $\beta = 0.5$ ,  $d = 10$ , (d)  $\beta = 0.7$ ,  $d = 20$ . The contribution of the localized states is barely seen at such large disorder.

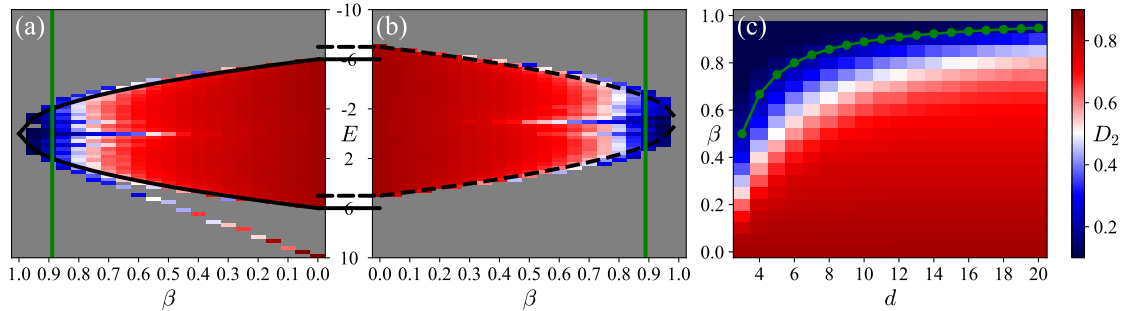


Figure 5: **Mobility edge structure versus the fraction of disordered nodes  $\beta$  and the connectivity  $d$ .** Color plots in panels (a) and (b) show the fractal dimension  $D_2$  versus  $\beta$  and eigenvalues  $E$  in the partially disordered RRG of size  $N = 1024$  at the disorder amplitude  $W = 1000$  for (a) the dilute graph with connectivity  $d = 10$  and (b) the extremely dense graph with the connectivity  $d_c = N - d \simeq N$ , which is complement to the one in (a). Black solid (dashed) line denotes mobility edge,  $|E_{ME}|^2 = 4(1 - \beta)(d - 1)$ , Eq. (19), ( $|E_{ME} + 1|^2 = 4(1 - \beta)(d - 1)$ ). The localized states are spread over a huge energy interval  $|E| < W/2 = 500$  and thus, give only a noise-like contribution to DOS. In order to make the data smooth and accessible, we have put a threshold on the DOS and got rid of this noisy part. Grey color in panels (a) and (b) corresponds to the DOS below threshold. (c) Color plot of the average fractal dimensions  $D_2$  in the central band  $|E| < E_{ME}$  in the partially disordered RRG versus  $\beta$  and  $d$  at  $W = 1000$ . Green solid lines in all panels show the critical curve  $\beta_c$ , given by (19). All the data is averaged over 25 realizations.

In order to make the above argument clear, as on the usual RRG, let's consider cavity equations for the single-site Green's functions on clean  $G_n^*$  and dirty  $G_n'$  nodes and their tree counterparts  $G_{n \rightarrow a}^*$  and  $G_{n \rightarrow a}'$  with the removed link from  $n$  to its ancestor  $a$ .

$$\begin{cases} \frac{1}{G_n^*} = E + i\eta - \sum_{m=1}^{k_n} G_{i_m^* \rightarrow n}^* - \sum_{m=1}^{d-k_n} G_{i_m' \rightarrow n}' \\ \frac{1}{G_n'} = E + i\eta - \varepsilon_i - \sum_{m=1}^{k_n} G_{i_m^* \rightarrow n}^* - \sum_{m=1}^{d-k_n} G_{i_m' \rightarrow n}' \\ \frac{1}{G_{n \rightarrow a}^*} = E + i\eta - \sum_{m=1}^{l_n} G_{i_m^* \rightarrow n}^* - \sum_{m=1}^{d-1-l_n} G_{i_m' \rightarrow n}' \\ \frac{1}{G_{n \rightarrow a}'} = E + i\eta - \varepsilon_i - \sum_{m=1}^{l_n} G_{i_m^* \rightarrow n}^* - \sum_{m=1}^{d-1-k_n} G_{i_m' \rightarrow n}' \end{cases}, \quad (6)$$

where  $i_m^*$  and  $i_m'$  are the indices, enumerating the pure and disordered sites on the tree, the ancestor of which is  $n$ ,  $k_n$  and  $l_n$  are numbers of clean descendants of  $n$  on the RRG ( $G_n$ ) and on the tree ( $G_{n \rightarrow a}$ ), respectively. It is important to note that the total number of the descendants of  $n$  for the tree is given by a branching number  $d_t = d - 1$ , while for the RRG, where each point is locally a root of the tree, it is given by the vertex degree  $d$ .

The number of clean nearest descendants of any node  $n$  obeys binomial distribution

$$p_{\tilde{d}}(k) = \binom{\tilde{d}}{k} (1 - \beta)^k \beta^{\tilde{d}-k}, \quad (7)$$

with  $\tilde{d} = d_t$ ,  $k = l_n$  for the tree ( $p_{d_t}(l_n)$ ) and  $\tilde{d} = d$ ,  $k = k_n$  for the RRG ( $p_d(k_n)$ ). In both cases, for large enough  $(1 - \beta)\tilde{d} \gg 1$  this distribution is well approximated by the normal distribution with the mean and the variance given by

$$\langle k \rangle_{\tilde{d}} = \sum_k p_{\tilde{d}}(k) k = (1 - \beta)\tilde{d} \quad (8)$$

$$\sigma_{\tilde{d}}^2 = \sum_k p_{\tilde{d}}(k) (k - \langle k \rangle_{\tilde{d}})^2 = \beta(1 - \beta)\tilde{d} \quad (9)$$

Let's consider the simplest approximation at large  $W$  by keeping in the equation for the dirty nodes only the disorder term which yields

$$G_n' \propto W^{-1} \quad (10)$$

and substitute this solution into the equation for the clean nodes. In the limit  $W \rightarrow \infty$ , the effects of dirty nodes are subleading, and the problem reduces to the one on the disorder-free nodes on a graph with node degree distribution (7). Hence we get the equation for clean nodes

$$\frac{1}{G_n^*} = E + i\eta - \sum_{m=1}^{k_n} G_{i_m^* \rightarrow n}^* \quad (11)$$

$$\frac{1}{G_{n \rightarrow a}^*} = E + i\eta - \sum_{m=1}^{l_n} G_{i_m^* \rightarrow n}^*. \quad (12)$$

These equations evidently yield the RRG KM spectral density, but now both with fluctuating and rescaled  $d^* = k_n$  and  $d_t^* = l_n$ . For large enough  $\langle k \rangle_{d_t} \gg 1$  the corresponding rescaled parameters in the most realizations are given by their mean values

$$d^* = \langle k \rangle_d = (1 - \beta)d, \quad d_t^* = \langle l \rangle_{d_t} = (1 - \beta)d_t \quad (13)$$

and their relative fluctuations are small as  $\sigma_d/d^* \sim \sqrt{\beta/d^*} \ll \beta^{1/2} \leq 1$ . The critical value  $\beta_c$ , when the clean nodes do not form a connected tree-like graph, can be derived from the equation  $d_t^*(\beta_c) = 1$ .

Note that, unlike the regular case, both rescaled parameters  $d^*$  and  $d_t^*$  are *not* anymore related to each other via  $d^* = d_t^* + 1$  (similarly to [64]).

The generalized KM distribution can be obtained from Eqs. (11) and (12). **In the limit  $(1 - \beta)\tilde{d} \gg 1$ , when due to the large effective connectivity of clean nodes, it is natural to assume that  $G_{n \rightarrow a}^*$  is self-averaging, one can rewrite the latter of two equations as a self-consistent equation on the mean  $\langle G_{n \rightarrow a}^* \rangle = G_{\rightarrow}^*$  as follows**

$$\frac{1}{G_{\rightarrow}^*} = E + i\eta - d_t^* G_{\rightarrow}^*, \quad (14)$$

which immediately gives the solution

$$G_{\rightarrow}^* = \frac{E + i\sqrt{4d_t^* - E^2}}{2d_t^*}, \quad d_t^* = (1 - \beta)(d - 1). \quad (15)$$

with the semi-circular density of states  $\rho_{\rightarrow} = \text{Im } G_{\rightarrow}^* / \pi$ .

The generalized KM distribution is given by the equation (11) for  $\langle G_n^* \rangle = G^*$  with  $k_n \simeq d^* = (1 - \beta)d$

$$G^* = \frac{1}{E + i\eta - d^* G_{\rightarrow}^*} = \frac{(d - 2)E + id\sqrt{4d_t^* - E^2}}{2[d^2(1 - \beta) - E^2]}. \quad (16)$$

This gives for the density of states  $\rho$

$$\rho(E) = \frac{\text{Im } G^*}{\pi} = \frac{d\sqrt{4(d - 1)(1 - \beta) - E^2}}{2\pi[d^2(1 - \beta) - E^2]} \quad (17)$$

and the corresponding mobility edges  $E_{ME}$  at

$$E_{ME} = \pm\sqrt{4(d - 1)(1 - \beta)}. \quad (18)$$

Like in the standard KM distribution, the critical value  $\beta_c$  is defined as percolation threshold  $d_t^* = 1$  on the tree with the branching number  $d_t^*$

$$1 - \beta_c = \frac{1}{d - 1} \rightarrow \beta_c = 1 - \frac{1}{d - 1}. \quad (19)$$

If  $\beta \leq \beta_c$ , the graph of clean nodes has a giant connected component, and the wave functions on this component are delocalized. If  $\beta > \beta_c$ , the graph of clean nodes separates into disconnected components, average size  $n$  of each of those is small compared to the network size,  $n \ll N$ . Localized eigenstates in Fig. 5(a) significantly below threshold appear due to the isolated pure nodes at  $\lambda = 0$  and connected pairs of pure nodes at  $\lambda = \pm 1$ . **Probably, it is these isolated clean nodes that lead to the deviations of DOS from Eq. (17) in Figs. 2(b) and 4(c), (d).**

Note that the above problem might be similar to the one of the Erdős-Rényi graph, where some states can be localized even without disorder due to the fluctuating extensive node degree  $d \sim (\ln N)^a$ ,  $1 < a < 2$  [65,66]. However, we cannot see an immediate relation to our problem of a finite connectivity with a small relative fluctuations, Eq. (13) and at large disorder amplitude  $W \gg d, 1$ .

The robustness of the delocalized states with respect to various perturbations, suggested in the literature [44,45], are considered in Appendix B. There we focus on the

non-Hermitian versions of RRG with the (partially) directed edge, see Appendix B.1, as well as the presence of the short cycles of a length 3, which are usually almost absent in the RRG. The latter increase of the short-cycle number is achieved by a certain deformation of the distribution over all possible RRG by adding an exponential weight of the number of such cycles [22, 44], see Appendix B.2.

Both generalizations show that small perturbations do not break the presence of the extended states below the mobility edge and confirm the robustness of the above conclusions.

## 4 Duality in localization properties between sparse and dense RRG

The analytical derivations of the density of states for the delocalized states, Eq. (17), and the corresponding mobility-edge location, Eq. (18), should be valid for large enough disorder amplitudes  $W \gg 1$ ,  $d$  and effective degrees of the graph of clean nodes,  $d_t^*$ ,  $d^* \gg 1$ , Eq. (13), but for any bare degree  $d$ .

However the numerical simulations in Fig. 5(b) show that **this is not the case** for the dense RRG at large  $d$ , when  $|N-d| \ll N$ . **In this case**, the energy interval, where the states are delocalized and the mobility edge curve in the  $(d, \beta)$ -plane exists, **is not determined by the large degree  $d$ , but instead by the one of the complimentary graph,  $d_c = N-d-1 \ll N$ . Indeed, the comparison of Fig. 5(a) and (b) shows that the width of this interval  $\Delta E$  is**

$$\Delta E = (1 - \beta) \min [d, (N - d - 1)] - 1 \quad (20)$$

that corresponds to the results of the complementary graph with  $d_c = N - d - 1 \ll N$ .

For the adjacency matrix, consisting of 0 and 1, and for the symmetric disorder distribution, the above mapping to the complimentary graph can be straightforwardly understood via the rank-1 perturbation of the initial problem, see [67].

Indeed, using the eigenvalues  $E_n^0$  and eigenvectors  $|E_n^0\rangle$  of a certain realization of the problem on the **standard** (complimentary) graph with the connectivity  $d_c \ll N$  and the diagonal disorder  $\varepsilon_i$ , **well-described by Eqs. (17) and (18)**, one can straightforwardly write the Hamiltonian of the dense model (with  $d = N - d_c \simeq N$ ) **as a complimentary graph** as follows

$$H = - \sum_n E_n^0 |E_n^0\rangle \langle E_n^0| + |1\rangle \langle 1| - I. \quad (21)$$

Here  $\langle i|1\rangle = 1$  for all sites  $i$  and  $I$  is the identity matrix, as the vector  $|1\rangle$  of ones is not normalized. Note that for any disorder realization on the initial (complimentary) graph  $\varepsilon_{i,c}$ , the effective disorder realization in the dense one changes its sign  $\varepsilon_i = -\varepsilon_{i,c}$ .

The peculiar property of the complimentary model is that the part  $|1\rangle \langle 1|$ , non-diagonal in the eigenstate basis of the initial problem  $\{|E_n^0\rangle\}$ , is a rank-1 matrix and therefore this dense model can be solved using the simplest Bethe ansatz solution of the Richardson's model [68–72].

$$\sum_n \frac{|\langle E_n^0|1\rangle|^2}{E + E_n^0 + 1} = 1, \quad (22)$$

$$|E\rangle = C_E \sum_n \frac{\langle E_n^0|1\rangle}{E + E_n^0 + 1} |E_n^0\rangle, \quad (23)$$

$$C_E^{-2} = \sum_n \frac{|\langle E_n^0|1\rangle|^2}{(E + E_n^0 + 1)^2}. \quad (24)$$

From the literature [58, 71, 73–75] it is known that, as soon as  $|\langle E_n^0 | 1 \rangle|^2$  is more or less homogeneous versus  $n$  and  $W \ll N$ , all but one new eigenvalues, being the solutions of Eq. (22),  $E = E_n$  (shifted by 1 in our case due to the presence of  $I$  in the equation) are located in between the old ones  $-E_{N-n+1}^0 < E_n + 1 < -E_{N-n}^0$  and the eigenstates are power-law localized in the eigenbasis of the initial problem with the power-law exponent 2,  $|\langle E_{N-n}^0 | E_m \rangle|^2 \sim 1/|m-n|^2$ . This property is related to the fact that for  $W \ll d \sim N$  all but one eigenstates are nearly orthogonal to  $|1\rangle$ .

The only high-energy level (not shown in Fig. 5(b)), which is not orthogonal to  $|1\rangle$  takes the large energy of the order of  $E_N \sim N$ . As soon as the diagonal disorder  $W \ll N$ , this vector is delocalized as  $|E_N\rangle \simeq |1\rangle / \sqrt{N}$ .

This immediately means that

- The width and the profile of the band are the same in the initial and complementary problems **and controlled by the effective node degree  $d_{eff} = \min(d, N - d + 1)$** ;
- The localization and fractal properties  $D_q$  are also the same, at least for  $q > 1/2$ , where the power-law localization tails are not important;
- The only difference appears at  $W \ll N$ , when there is the high-energy level at  $E_N \simeq N$ , while the bulk bandwidth is shifted by  $-1$  (due to the same trace of both initial and complimentary matrices).

All these properties have been numerically investigated in Fig. 5(b), please compare with the panel (a) to see the shift of energy by 1.

## 5 Conclusion

In this study, we have clarified the mechanism behind the robustness of the delocalized energy range at arbitrarily large disorder, found in [34]. The system involves **coupled** clean and dirty subsystems and the delocalized region at the  $(d, \beta)$ -parameter plane corresponds to an effective problem solely on the clean nodes, with the renormalized RRG and tree degrees, at the large **enough** disorder. This result has been obtained analytically in the leading approximation in  $1/W$  **and at large, but finite node degree** and confirmed numerically for sparse and **extremely** dense regimes. **In addition, in Appendices**, the effects of various perturbations of  $\beta$ -deformed RRG have been as well investigated.

The pattern of the appearance of the controllable mobility edge we have found provides the additional insights for the account of the topologically protected modes of the interacting many-body systems in the Hilbert space framework. In this respect it would be of a particular interest to generalize the effect of  $\beta$ -deformation to the many-body Hilbert space structures, like a hypercube graph in the quantum random energy model [76, 77]. It is also interesting to consider a randomly distributed  $\beta$  parameter and the effects of the non-Hermitian diagonal disorder, which may lead to the localization enhancement [78–81], unlike the usual non-reciprocity [82]. If the RRG ensemble is considered as the discrete model for the 2d quantum gravity the Anderson model corresponds to the massive field coupled to the fluctuating geometry. The case of the Anderson model on partially disordered RRG corresponds to the situation when there are zero modes of the field localized at some defects. It would be interesting to develop this framework further.

## Acknowledgements

We thank A. Scardicchio for fruitful discussions. A.G. thanks Nordita and IHES where the parts of this work have been done for the hospitality and support.

**Funding information** I. M. K. acknowledges the support by the Russian Science Foundation, Grant No. 21-12-00409.

## References

- [1] R. Abou-Chacra, D. Thouless and P. Anderson, *A selfconsistent theory of localization*, Journal of Physics C: Solid State Physics **6**(10), 1734 (1973), doi:10.1088/0022-3719/6/10/009.
- [2] B. L. Altshuler, Y. Gefen, A. Kamenev and L. S. Levitov, *Quasiparticle lifetime in a finite system: A nonperturbative approach*, Phys. Rev. Lett. **78**, 2803 (1997), doi:10.1103/PhysRevLett.78.2803.
- [3] A. D. Mirlin and Y. V. Fyodorov, *Localization transition in the anderson model on the bethe lattice: Spontaneous symmetry breaking and correlation functions*, Nuclear Physics B **366**(3), 507 (1991), doi:https://doi.org/10.1016/0550-3213(91)90028-V.
- [4] G. Biroli, A. C. Ribeiro-Teixeira and M. Tarzia, *Difference between level statistics, ergodicity and localization transitions on the Bethe lattice*, URL <https://arxiv.org/abs/1211.7334> (2012), 1211.7334.
- [5] G. Biroli and M. Tarzia, *Delocalized glassy dynamics and many-body localization*, Phys. Rev. B **96**, 201114(R) (2017), doi:10.1103/PhysRevB.96.201114.
- [6] G. Biroli and M. Tarzia, *Delocalization and ergodicity of the Anderson model on Bethe lattices*, URL <http://arxiv.org/abs/1810.07545> (2018), 1810.07545.
- [7] G. Biroli and M. Tarzia, *Anomalous dynamics on the ergodic side of the many-body localization transition and the glassy phase of directed polymers in random media*, Phys. Rev. B **102**, 064211 (2020), doi:10.1103/PhysRevB.102.064211.
- [8] A. De Luca, B. Altshuler, V. Kravtsov and A. Scardicchio, *Anderson localization on the Bethe lattice: Nonergodicity of extended states*, Phys. Rev. Lett. **113**(4), 046806 (2014), doi:10.1103/PhysRevLett.113.046806.
- [9] B. L. Altshuler, E. Cuevas, L. B. Ioffe and V. E. Kravtsov, *Nonergodic phases in strongly disordered random regular graphs*, Phys. Rev. Lett. **117**, 156601 (2016), doi:10.1103/PhysRevLett.117.156601.
- [10] B. L. Altshuler, L. B. Ioffe and V. E. Kravtsov, *Multifractal states in self-consistent theory of localization: analytical solution*, URL <http://arxiv.org/abs/1610.00758> (2016), 1610.00758.
- [11] V. E. Kravtsov, B. L. Altshuler and L. B. Ioffe, *Non-ergodic delocalized phase in Anderson model on Bethe lattice and regular graph*, Annals of Physics **389**, 148 (2018), doi:https://doi.org/10.1016/j.aop.2017.12.009.

- [12] I. García-Mata, O. Giraud, B. Georgeot, J. Martin, R. Dubertrand and G. Lemarié, *Scaling theory of the Anderson transition in random graphs: Ergodicity and universality*, Phys. Rev. Lett. **118**, 166801 (2017), doi:10.1103/PhysRevLett.118.166801.
- [13] I. García-Mata, J. Martin, R. Dubertrand, O. Giraud, B. Georgeot and G. Lemarié, *Two critical localization lengths in the Anderson transition on random graphs*, Phys. Rev. Research **2**, 012020 (2020), doi:10.1103/PhysRevResearch.2.012020.
- [14] I. García-Mata, J. Martin, O. Giraud, B. Georgeot, R. Dubertrand and G. Lemarié, *Critical properties of the Anderson transition on random graphs: Two-parameter scaling theory, kosterlitz-thouless type flow, and many-body localization*, Phys. Rev. B **106**, 214202 (2022), doi:10.1103/PhysRevB.106.214202.
- [15] G. Parisi, S. Pascazio, F. Pietracaprina, V. Ros and A. Scardicchio, *Anderson transition on the Bethe lattice: an approach with real energies*, Journal of Physics A: Mathematical and Theoretical **53**(1), 014003 (2019), doi:10.1088/1751-8121/ab56e8.
- [16] K. S. Tikhonov and A. D. Mirlin, *Fractality of wave functions on a Cayley tree: Difference between tree and locally treelike graph without boundary*, Phys. Rev. B **94**, 184203 (2016), doi:10.1103/PhysRevB.94.184203.
- [17] K. S. Tikhonov, A. D. Mirlin and M. A. Skvortsov, *Anderson localization and ergodicity on random regular graphs*, Phys. Rev. B **94**, 220203(R) (2016), doi:10.1103/PhysRevB.94.220203.
- [18] M. Sonner, K. S. Tikhonov and A. D. Mirlin, *Multifractality of wave functions on a Cayley tree: From root to leaves*, Phys. Rev. B **96**, 214204 (2017), doi:10.1103/PhysRevB.96.214204.
- [19] K. S. Tikhonov and A. D. Mirlin, *Statistics of eigenstates near the localization transition on random regular graphs*, Phys. Rev. B **99**, 024202 (2019), doi:10.1103/PhysRevB.99.024202.
- [20] K. S. Tikhonov and A. D. Mirlin, *Eigenstate correlations around many-body localization transition*, Phys. Rev. B **103**, 064204 (2021), doi:10.1103/PhysRevB.103.064204.
- [21] V. Avetisov, M. Hovhannisyan, A. Gorsky, S. Nechaev, M. Tamm and O. Valba, *Eigenvalue tunneling and decay of quenched random network*, Phys. Rev. E **94**, 062313 (2016), doi:10.1103/PhysRevE.94.062313.
- [22] V. Avetisov, A. Gorsky, S. Nechaev and O. Valba, *Localization and non-ergodicity in clustered random networks*, Journal of Complex Networks **8**(2), cnz026 (2019), doi:10.1093/comnet/cnz026, <https://academic.oup.com/comnet/article-pdf/8/2/cnz026/33543561/cnz026.pdf>.
- [23] O. Valba and A. Gorsky, *Interacting thermofield doubles and critical behavior in random regular graphs*, Phys. Rev. D **103**, 106013 (2021), doi:10.1103/PhysRevD.103.106013.
- [24] S. Bera, G. De Tomasi, I. M. Khaymovich and A. Scardicchio, *Return probability for the anderson model on the random regular graph*, Phys. Rev. B **98**, 134205 (2018), doi:10.1103/PhysRevB.98.134205.
- [25] G. De Tomasi, S. Bera, A. Scardicchio and I. M. Khaymovich, *Subdiffusion in the Anderson model on the random regular graph*, Phys. Rev. B **101**, 100201(R) (2020), doi:10.1103/PhysRevB.101.100201.



- [26] L. Colmenarez, D. J. Luitz, I. M. Khaymovich and G. De Tomasi, *Subdiffusive thouless time scaling in the Anderson model on random regular graphs*, Phys. Rev. B **105**, 174207 (2022), doi:10.1103/PhysRevB.105.174207.
- [27] V. E. Kravtsov, I. M. Khaymovich, B. L. Altshuler and L. B. Ioffe, *Localization transition on the random regular graph as an unstable tricritical point in a log-normal Rosenzweig-Porter random matrix ensemble*, URL <https://arxiv.org/abs/2002.02979> (2020), 2002.02979.
- [28] I. M. Khaymovich, V. E. Kravtsov, B. L. Altshuler and L. B. Ioffe, *Fragile ergodic phases in logarithmically-normal Rosenzweig-Porter model*, Phys. Rev. Research **2**, 043346 (2020), doi:10.1103/PhysRevResearch.2.043346.
- [29] I. M. Khaymovich and V. E. Kravtsov, *Dynamical phases in a “multifractal” Rosenzweig-Porter model*, SciPost Phys. **11**, 45 (2021), doi:10.21468/SciPostPhys.11.2.045.
- [30] J.-N. Herre, J. F. Karcher, K. S. Tikhonov and A. D. Mirlin, *Ergodicity-to-localization transition on random regular graphs with large connectivity and in many-body quantum dots*, Phys. Rev. B **108**, 014203 (2023), doi:10.1103/PhysRevB.108.014203.
- [31] M. Pino, *Scaling up the anderson transition in random-regular graphs*, Phys. Rev. Res. **2**, 042031 (2020), doi:10.1103/PhysRevResearch.2.042031.
- [32] C. Vanoni, B. L. Altshuler, V. E. Kravtsov and A. Scardicchio, *Renormalization group analysis of the Anderson model on random regular graphs*, URL <http://arxiv.org/abs/2306.14965> (2023), 2306.14965.
- [33] K. S. Tikhonov and A. D. Mirlin, *From Anderson localization on random regular graphs to many-body localization*, Annals of Physics p. 168525 (2021), doi:10.1016/j.aop.2021.168525.
- [34] O. Valba and A. Gorsky, *Mobility edge in the Anderson model on partially disordered random regular graphs*, JETP Letters **116**(6), 398 (2022), doi:10.1134/S0021364022601750.
- [35] M. Schecter and T. Iadecola, *Many-body spectral reflection symmetry and protected infinite-temperature degeneracy*, Phys. Rev. B **98**, 035139 (2018), doi:10.1103/PhysRevB.98.035139.
- [36] V. Karle, M. Serbyn and A. A. Michailidis, *Area-law entangled eigenstates from nullspaces of local hamiltonians*, Phys. Rev. Lett. **127**, 060602 (2021), doi:10.1103/PhysRevLett.127.060602.
- [37] C. J. Turner, A. A. Michailidis, D. A. Abanin, M. Serbyn and Z. Papić, *Quantum scarred eigenstates in a rydberg atom chain: Entanglement, breakdown of thermalization, and stability to perturbations*, Phys. Rev. B **98**, 155134 (2018), doi:10.1103/PhysRevB.98.155134.
- [38] C.-J. Lin and O. I. Motrunich, *Exact quantum many-body scar states in the rydberg-blockaded atom chain*, Phys. Rev. Lett. **122**, 173401 (2019), doi:10.1103/PhysRevLett.122.173401.
- [39] D. A. Huse, R. Nandkishore, F. Pietracaprina, V. Ros and A. Scardicchio, *Localized systems coupled to small baths: From anderson to zeno*, Phys. Rev. B **92**, 014203 (2015), doi:10.1103/PhysRevB.92.014203.

- [40] R. Nandkishore, *Many-body localization proximity effect*, Phys. Rev. B **92**, 245141 (2015), doi:10.1103/PhysRevB.92.245141.
- [41] K. Hyatt, J. R. Garrison, A. C. Potter and B. Bauer, *Many-body localization in the presence of a small bath*, Phys. Rev. B **95**, 035132 (2017), doi:10.1103/PhysRevB.95.035132.
- [42] J. Marino and R. M. Nandkishore, *Many-body localization proximity effects in platforms of coupled spins and bosons*, Phys. Rev. B **97**, 054201 (2018), doi:10.1103/PhysRevB.97.054201.
- [43] A. Rubio-Abadal, J.-y. Choi, J. Zeiher, S. Hollerith, J. Rui, I. Bloch and C. Gross, *Many-body delocalization in the presence of a quantum bath*, Phys. Rev. X **9**, 041014 (2019), doi:10.1103/PhysRevX.9.041014.
- [44] D. Kochergin, I. M. Khaymovich, O. Valba and A. Gorsky, *Anatomy of the fragmented hilbert space: Eigenvalue tunneling, quantum scars, and localization in the perturbed random regular graph*, Phys. Rev. B **108**, 094203 (2023), doi:10.1103/PhysRevB.108.094203.
- [45] D. Kochergin, V. Tiselko and A. Onuchin, *Localization transition in non-hermitian systems depending on reciprocity and hopping asymmetry*, URL <https://arxiv.org/abs/2310.03412>, 2310.03412.
- [46] C. Danieli, J. D. Bodyfelt and S. Flach, *Flat-band engineering of mobility edges*, Phys. Rev. B **91**, 235134 (2015), doi:10.1103/PhysRevB.91.235134.
- [47] A. Ahmed, A. Ramachandran, I. M. Khaymovich and A. Sharma, *Flat band based multifractality in the all-band-flat diamond chain*, Phys. Rev. B **106**, 205119 (2022), doi:10.1103/PhysRevB.106.205119.
- [48] S. Lee, A. Andreev and S. Flach, *Critical-to-insulator transitions and fractality edges in perturbed flat bands*, Phys. Rev. B **107**, 014204 (2023), doi:10.1103/PhysRevB.107.014204.
- [49] Y. Wang, X. Xia, L. Zhang, H. Yao, S. Chen, J. You, Q. Zhou and X.-J. Liu, *One-dimensional quasiperiodic mosaic lattice with exact mobility edges*, Phys. Rev. Lett. **125**, 196604 (2020), doi:10.1103/PhysRevLett.125.196604.
- [50] J. Gao, I. M. Khaymovich, X.-W. Wang, Z.-S. Xu, A. Iovan, G. Krishna, A. V. Balatsky, V. Zwiller and A. W. Elshaari, *Experimental probe of multi-mobility edges in quasiperiodic mosaic lattices*, URL <https://arxiv.org/abs/2306.10829> (2023), 2306.10829.
- [51] J. D. Bodyfelt, D. Leykam, C. Danieli, X. Yu and S. Flach, *Flat-bands under correlated perturbations*, Phys. Rev. Lett. **113**, 236403 (2014), doi:10.1103/PhysRevLett.113.236403.
- [52] J. Biddle and S. Das Sarma, *Predicted mobility edges in one-dimensional incommensurate optical lattices: An exactly solvable model of anderson localization*, Phys. Rev. Lett. **104**, 070601 (2010), doi:10.1103/PhysRevLett.104.070601.
- [53] S. Ganeshan, J. H. Pixley and S. Das Sarma, *Nearest neighbor tight binding models with an exact mobility edge in one dimension*, Phys. Rev. Lett. **114**, 146601 (2015), doi:10.1103/PhysRevLett.114.146601.

- [54] M. Gonçalves, B. Amorim, E. V. Castro and P. Ribeiro, *Hidden dualities in 1D quasiperiodic lattice models*, SciPost Phys. **13**, 046 (2022), doi:10.21468/SciPostPhys.13.3.046.
- [55] T. Liu, X. Xia, S. Longhi and L. Sanchez-Palencia, *Anomalous mobility edges in one-dimensional quasiperiodic models*, SciPost Phys. **12**, 027 (2022), doi:10.21468/SciPostPhys.12.1.027.
- [56] M. Gonçalves, P. Ribeiro and I. M. Khaymovich, *Quasiperiodicity hinders ergodic floquet eigenstates*, doi:10.1103/PhysRevB.108.104201 (2023).
- [57] V. E. Kravtsov, I. M. Khaymovich, E. Cuevas and M. Amini, *A random matrix model with localization and ergodic transitions*, New J. Phys. **17**, 122002 (2015), doi:10.1088/1367-2630/17/12/122002.
- [58] P. A. Nosov, I. M. Khaymovich and V. E. Kravtsov, *Correlation-induced localization*, Physical Review B **99**(10), 104203 (2019), doi:10.1103/PhysRevB.99.104203.
- [59] M. Mehta, *Random Matrices*, ISSN. Elsevier Science, ISBN 9780080474113 (2004).
- [60] H. Kesten, *Symmetric random walks on groups*, Transactions of the American Mathematical Society **92**(2), 336 (1959), doi:10.1090/S0002-9947-1959-0109367-6.
- [61] B. D. McKay, *The expected eigenvalue distribution of a large regular graph*, Linear Algebra and its Applications **40**, 203 (1981), doi:https://doi.org/10.1016/0024-3795(81)90150-6.
- [62] F. L. Metz, G. Parisi and L. Leuzzi, *Finite-size corrections to the spectrum of regular random graphs: An analytical solution*, Physical Review E **90**(5) (2014), doi:10.1103/physreve.90.052109.
- [63] J. D. Silva and F. L. Metz, *Analytic solution of the resolvent equations for heterogeneous random graphs: spectral and localization properties*, Journal of Physics: Complexity **3**(4), 045012 (2022), doi:10.1088/2632-072X/aca9b1.
- [64] P. Sierant, M. Lewenstein and A. Scardicchio, *Universality in Anderson localization on random graphs with varying connectivity*, SciPost Phys. **15**, 045 (2023), doi:10.21468/SciPostPhys.15.2.045.
- [65] J. Alt, R. Ducatez and A. Knowles, *Delocalization transition for critical erdős-rényi graphs*, Communications in Mathematical Physics **388**(1), 507 (2021), doi:10.1007/s00220-021-04167-y.
- [66] J. Alt, R. Ducatez and A. Knowles, *Localized phase for the erdős-rényi graph*, doi:10.48550/arXiv.2305.16294, URL <https://arxiv.org/abs/2305.16294> (2023), 2305.16294.
- [67] E. Bogomolny, *Modification of the Porter-Thomas distribution by rank-one interaction*, Phys. Rev. Lett. **118**, 022501 (2017), doi:10.1103/PhysRevLett.118.022501.
- [68] R. Richardson, *A restricted class of exact eigenstates of the pairing-force Hamiltonian*, Phys. Lett. **3**(6), 277 (1963), doi:10.1016/0031-9163(63)90259-2.
- [69] R. Richardson and N. Sherman, *Exact eigenstates of the pairing-force Hamiltonian*, Nuclear Physics **52**, 221 (1964), doi:10.1016/0029-5582(64)90687-X.

- [70] A. Ossipov, *Anderson localization on a simplex*, J. Phys. A **46**, 105001 (2013), doi:10.1088/1751-8113/46/10/105001.
- [71] R. Modak, S. Mukerjee, E. A. Yuzbashyan and B. S. Shastry, *Integrals of motion for one-dimensional Anderson localized systems*, New J. Phys. **18**, 033010 (2016), doi:10.1088/1367-2630/18/3/033010.
- [72] M. C. Cambiaggio, A. M. F. Rivas and M. Saraceno, *Integrability of the pairing Hamiltonian*, Nuclear Physics A **624**(2), 157 (1997), doi:10.1016/S0375-9474(97)00418-1.
- [73] P. A. Nosov and I. M. Khaymovich, *Robustness of delocalization to the inclusion of soft constraints in long-range random models*, Phys. Rev. B **99**, 224208 (2019), doi:10.1103/PhysRevB.99.224208.
- [74] V. R. Motamarri, A. S. Gorsky and I. M. Khaymovich, *Localization and fractality in disordered Russian Doll model*, SciPost Phys. **13**, 117 (2022), doi:10.21468/SciPostPhys.13.5.117.
- [75] A. G. Kutlin and I. M. Khaymovich, *Emergent fractal phase in energy stratified random models*, SciPost Phys. **11**, 101 (2021), doi:10.21468/SciPostPhys.11.6.101.
- [76] C. R. Laumann, A. Pal and A. Scardicchio, *Many-body mobility edge in a mean-field quantum spin glass*, Phys. Rev. Lett. **113**, 200405 (2014), doi:10.1103/PhysRevLett.113.200405.
- [77] C. L. Baldwin, C. R. Laumann, A. Pal and A. Scardicchio, *The many-body localized phase of the quantum random energy model*, Phys. Rev. B **93**, 024202 (2016), doi:10.1103/PhysRevB.93.024202.
- [78] Y. Huang and B. I. Shklovskii, *Anderson transition in three-dimensional systems with non-Hermitian disorder*, Phys. Rev. B **101**, 014204 (2020), doi:10.1103/PhysRevB.101.014204.
- [79] Y. Huang and B. I. Shklovskii, *Spectral rigidity of non-Hermitian symmetric random matrices near the Anderson transition*, Phys. Rev. B **102**, 064212 (2020), doi:10.1103/PhysRevB.102.064212.
- [80] G. De Tomasi and I. M. Khaymovich, *Non-Hermitian Rosenzweig-Porter random-matrix ensemble: Obstruction to the fractal phase*, Phys. Rev. B **106**, 094204 (2022), doi:10.1103/PhysRevB.106.094204.
- [81] G. De Tomasi and I. M. Khaymovich, *Non-Hermiticity induces localization: Good and bad resonances in power-law random banded matrices*, Phys. Rev. B **108**, L180202 (2023), doi:10.1103/PhysRevB.108.L180202.
- [82] N. Hatano and D. R. Nelson, *Localization transitions in non-Hermitian quantum mechanics*, Phys. Rev. Lett. **77**, 570 (1996), doi:10.1103/PhysRevLett.77.570.

## A Multifractal spectrum $f(\alpha)$ and fractal dimensions $D_q$

In this Appendix, we show the multifractal analysis for the spectrum of fractal dimensions, Figs. 7 and 8, and for the fractal dimensions, Figs. 9 and 10, on the RRG with  $d = 3$  for two different values of  $\beta$  in the three distinct part of the spectrum, shown in Fig. 6.

For  $\beta = 0.5$ , smaller than a threshold value, Eq. (19), see Figs. 7, 9, the states in the bulk part of the spectrum,  $|E| < E_{ME2}$  are delocalized at any available disorder amplitude ( $f(0)$  stays significantly negative and  $D_q > 0$ ). Unlike this, above the threshold value,  $\beta = 0.75 > \beta_c$ , see Figs. 8, 10, all the states tend to the localization eventually at large enough disorder. This confirms the main claims of the main text.

In addition, one can see some deviations from ergodicity in the delocalized parts (two rightmost rows in Figs. 7, 9), that may though be finite-size effects. Therefore in the main text we don't claim any fractality or multifractality of these states, focusing on the localization (leftmost rows) versus delocalization (the rest).

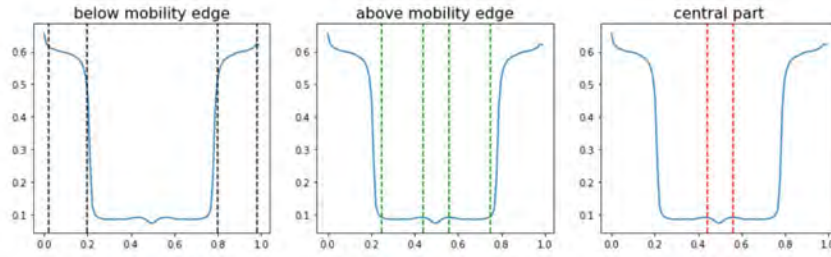


Figure 6: **The finite-size approximation of the fractal dimension,  $D_q(N) = \ln [IPR(N)/IPR(2N)] / \ln [2]$ , versus energy** for  $W = 30$ ,  $d = 3$ , and  $\beta = 0.5$ , used to separate the energy windows for the next four figures: (left) below the mobility edge (localized states),  $|E| > E_{ME1}$ ; (middle) above the mobility edge (delocalized states),  $E_{ME2} \leq |E| \leq E_{ME1}$ ; (right) in the central (not fully ergodic) part,  $|E| < E_{ME2}$ .

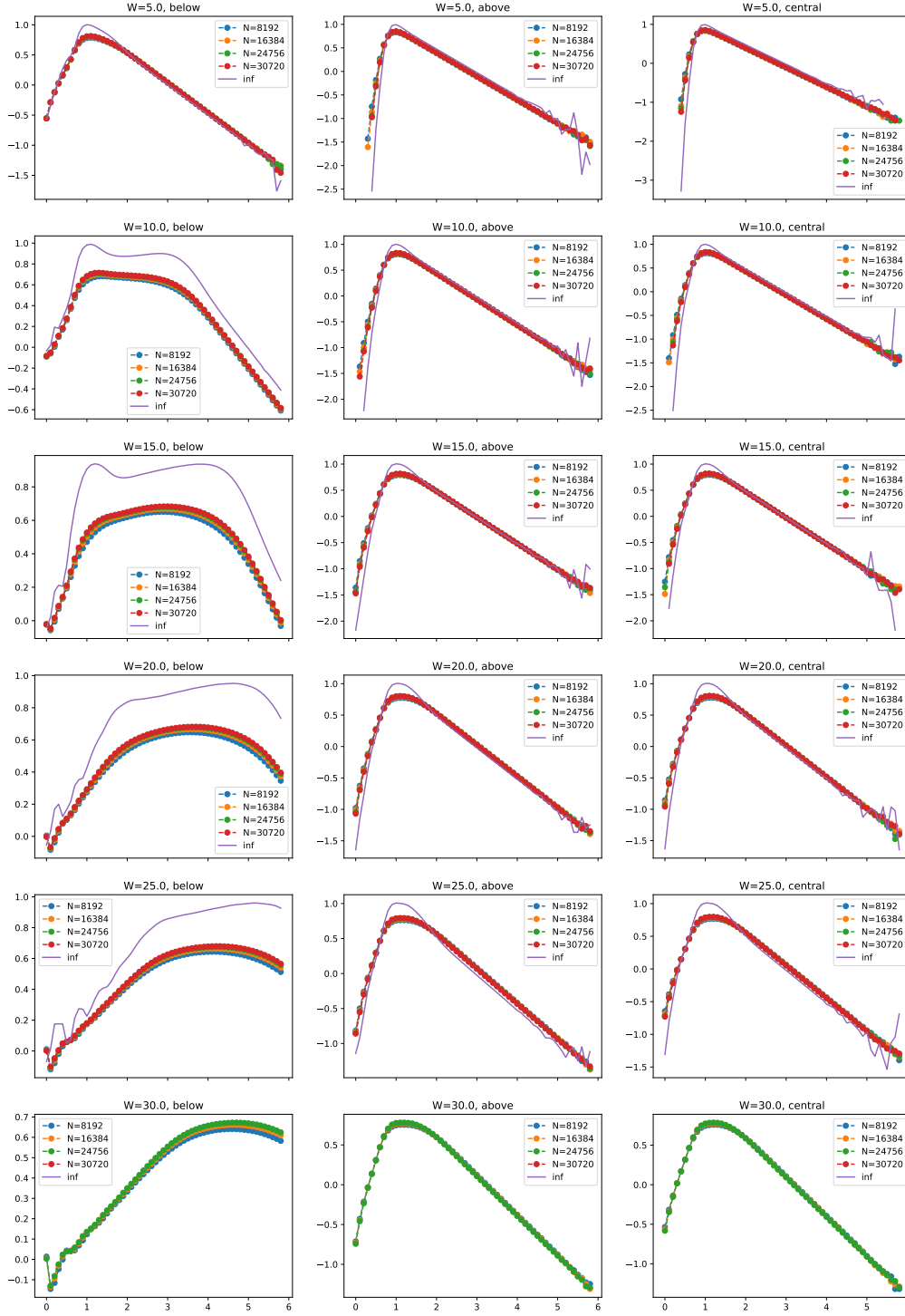


Figure 7: The spectrum of fractal dimensions  $f(\alpha)$  for different disorder amplitudes  $W$ ,  $d = 3$ , and  $\beta = 0.5$  in different parts of spectrum (see Fig. 6): (left) below the mobility edge (localized states),  $|E| > E_{ME1}$ ; (middle) above the mobility edge (delocalized states),  $E_{ME2} \leq |E| \leq E_{ME1}$ ; (right) in the central (not fully ergodic) part,  $|E| < E_{ME2}$ . Colored symbols show finite-size data, while the solid purple line shows an extrapolated curve [8, 57, 58]. Panels show gradual localization of the states, below the mobility edge (left) with increasing disorder  $W$  ( $f(0)$  goes to 0), while both states above it and at the central part stay delocalized ( $f(0)$  stays significantly negative).

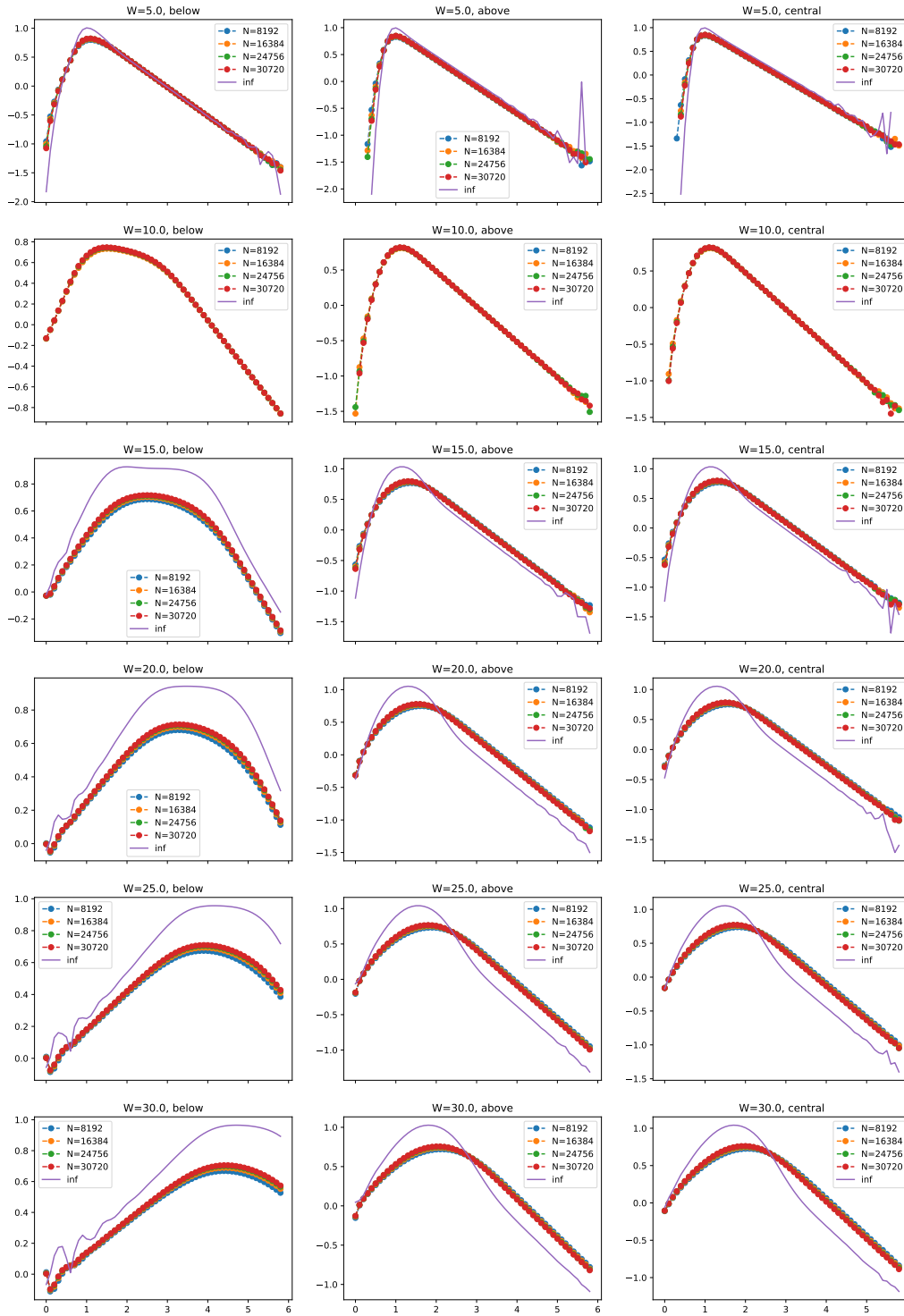


Figure 8: **The spectrum of fractal dimensions  $f(\alpha)$  for different disorder amplitudes  $W$ ,  $d = 3$ , and  $\beta = 0.75$  in different parts of spectrum (see Fig. 6): (left) below the mobility edge (localized states),  $|E| > E_{ME1}$ ; (middle) above the mobility edge (delocalized states),  $E_{ME2} \leq |E| \leq E_{ME1}$ ; (right) in the central (not fully ergodic) part,  $|E| < E_{ME2}$ . Colored symbols show finite-size data, while the solid purple line shows an extrapolated curve [8, 57, 58]. Panels show gradual localization of all the states with increasing disorder  $W$ , both below the mobility edge, above it, and at the central part as  $\beta > \beta_c = 1 - (d - 1)^{-1}$ , Eq. (19).**

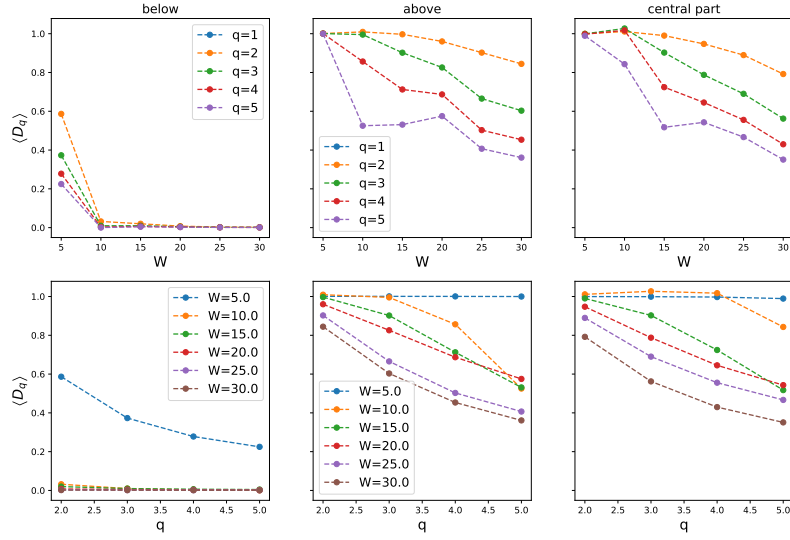


Figure 9: **Fractal dimensions  $D_q$ , extrapolated from the finite sizes of Fig. 7, (upper row) versus disorder for different  $q$  and (lower row) versus  $q$  for different disorder amplitudes  $W$  in the partially disordered RRG in different parts of spectrum (see Fig. 6): (left) below the mobility edge (localized states),  $|E| > E_{ME1}$ ; (middle) above the mobility edge (delocalized states),  $E_{ME2} \leq |E| \leq E_{ME1}$ ; (right) in the central (not fully ergodic) part,  $|E| < E_{ME2}$ . The fraction of disordered nodes is  $\beta = 0.5$ . Panels show gradual localization of the states, below the mobility edge (left) with increasing disorder  $W$  ( $D_q$  goes to 0), while both states above it and at the central part stay delocalized ( $D_q > 0$ ).**

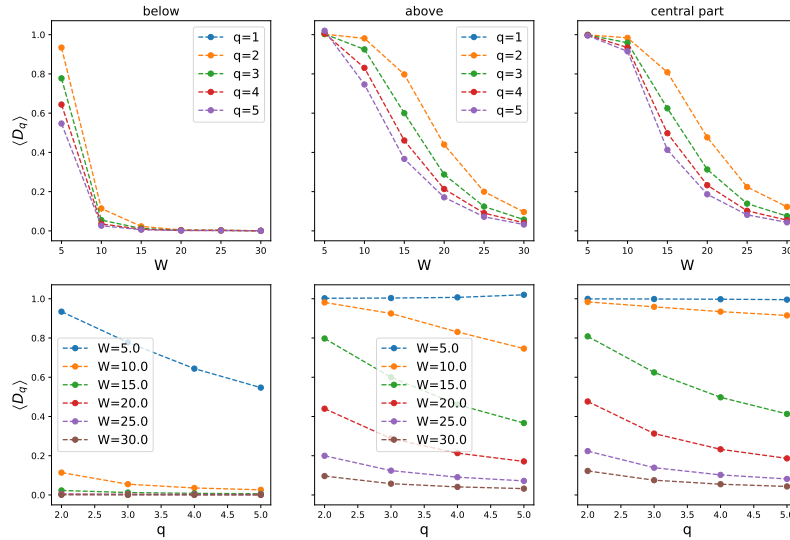


Figure 10: **Fractal dimensions  $D_q$ , extrapolated from the finite sizes of Fig. 8, (upper row) versus disorder for different  $q$  and (lower row) versus  $q$  for different disorder amplitudes  $W$  in the partially disordered RRG in different parts of spectrum (see Fig. 6): (left) below the mobility edge (localized states),  $|E| > E_{ME1}$ ; (middle) above the mobility edge (delocalized states),  $E_{ME2} \leq |E| \leq E_{ME1}$ ; (right) in the central (not fully ergodic) part,  $|E| < E_{ME2}$ . The fraction of disordered nodes is  $\beta = 0.75$ . Panels show gradual localization of all the states with increasing disorder  $W$ , both below the mobility edge, above it, and at the central part as  $\beta > \beta_c = 1 - (d-1)^{-1}$ , Eq. (19).**



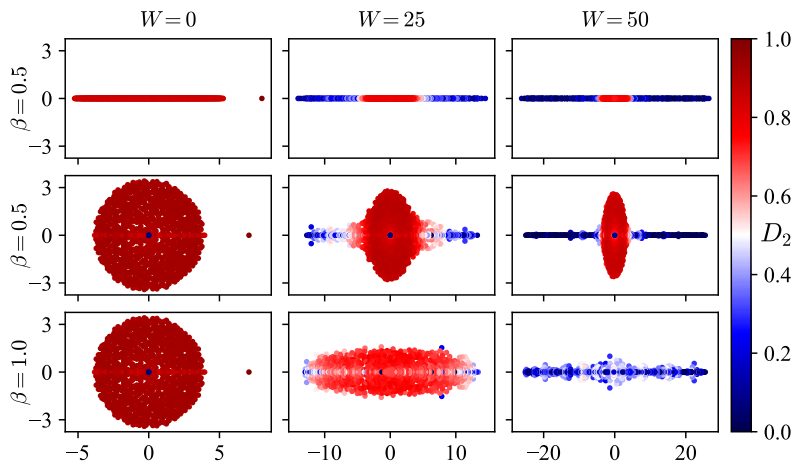


Figure 11: **Representative realizations of the complex-valued spectra in partially disordered and partially directed RRG** of the size  $N = 1024$ , with the connectivity  $d = 8$  for different disorder strengths  $W$  and the fraction  $\beta$  of disordered nodes. Color coding corresponds to the fractal dimension  $D_2$  of a product of left and right eigenvectors in a biorthogonal basis,  $\langle \psi_i^L | \psi_j^R \rangle = \delta_{ij}$ , for each point in the parameter space. The top row corresponds to an undirected Hermitian graph,  $r = 1$ , while the second and third ones – to the directed graphs, with the reciprocity parameter  $r = 0.125$  determined as the fraction of bidirected connections to all connections. **One can see that small non-Hermiticity does not break the existence of the mobility edge in the spectral central part along the real part of the energy.**

## B Further generalizations of the model

In this Appendix, we consider various perturbations of the partially disordered RRG model to the directed non-reciprocal version of it [45], see Sec. B.1, and to the RRG, perturbed by the presence of short cycles of a length 3 [22, 44], which are almost absent in the standard RRG case, see Sec. B.2. In both next subsections we investigate numerically the localization and multifractal properties of these models.

### B.1 Directed partially disordered RRG

In this section, we consider the localization in the Anderson model on a partially directed RRG with the non-Hermitian spectrum in the partially disordered case, dubbed as  $\beta$ -deformation of RRG. The two-parametric non-Hermitian model of RRG with standard disorder in the full generality is presented in [45].

The model in [45] uses two parameters that correspond to the reciprocity and the hopping asymmetry. In this work, only dependence on reciprocity  $0 \leq r \leq 1$  is studied. A traditional way to define network reciprocity involves the ratio of the number of bidirectional connections to the number of all, bidirectional and unidirectional, connections. We modify the RRG network as follows: with the probability  $r$ , we replace an undirected edge by two oppositely directed ones, with weights of 1 each. Otherwise, with probability  $1 - r$ , the undirected edge is changed to one directed in a random direction, with the weight of 2. Therefore, the total bandwidth of the link between connected nodes is constant and equal to 2. If  $r = 0$  the graph becomes an oriented directed RRG graph, while at  $r = 1$  the graph is equivalent to the standard undirected RRG. At certain ranges of parameters,

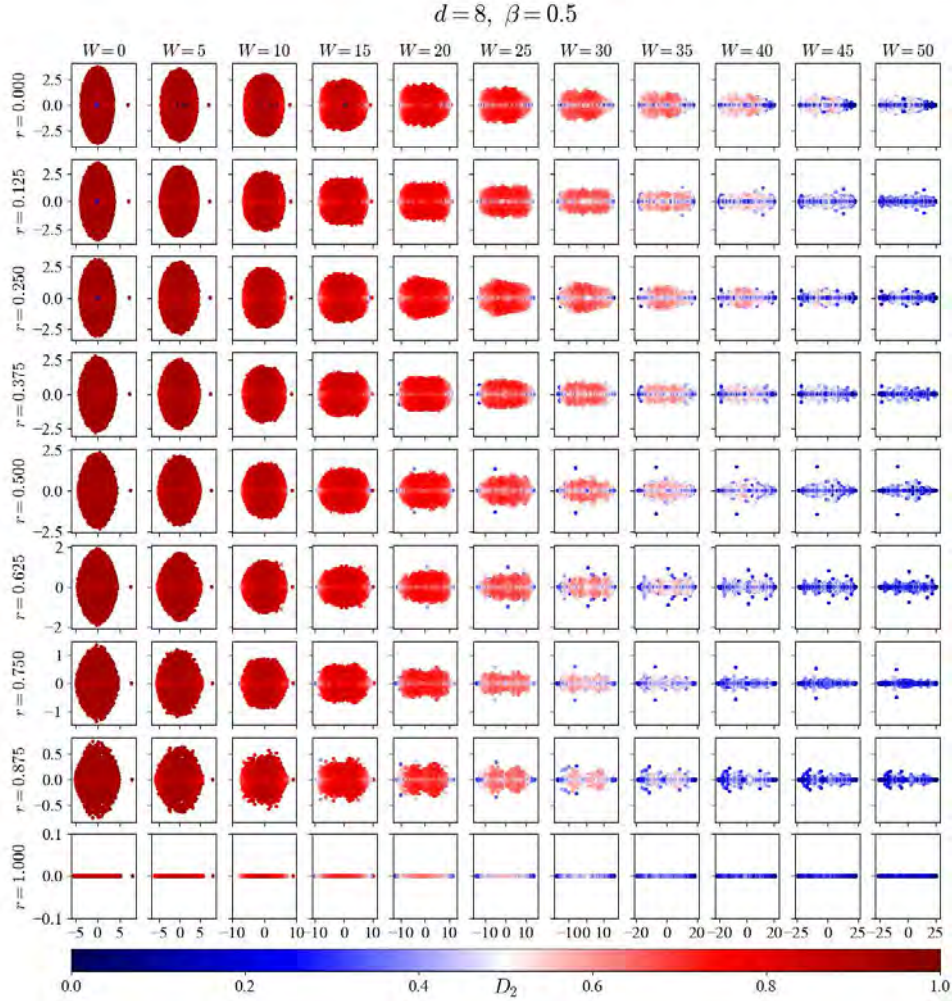


Figure 12: **Complex-valued spectra of the partially disordered and partially non-reciprocal RRG** with the node degree  $d = 8$  for different reciprocity parameters  $r$  and disorder amplitudes  $W$  at the fraction of disordered nodes  $\beta = 0.5$ . Each plot is colored by fractal dimension value  $D_2$ . For all panels, diagonal disorder distribution has the same realization from the interval  $[-1/2; 1/2]$ , but multiplied by  $W$ .

this model has a tendency to become undiagonalizable due to the existence of exceptional points, see [45] for more details. To overcome the problem, small perturbation feedback  $\epsilon = 2 \times 10^{-5}$  is added to unidirected edges.

The representative realizations of complex-valued spectra for RRG with the connectivity  $d = 8$  for different  $r$ ,  $W$  and for  $\beta = 0.5$  and  $\beta = 1.0$  are shown in Fig. 11. All the points in these plots are colored by the value of the fractal dimension  $D_2$  of a product of left and right eigenvectors in a biorthogonal basis,  $\langle \psi_i^L | \psi_j^R \rangle = \delta_{ij}$ . For more details, please see Fig. 12, 13.

Let us summarize the effects of competition of  $\beta$  and  $r$  parameters at large  $W$

- Instead of the mobility edge of the undirected case,  $r = 1$ , for  $r < 1$ ,  $\beta < 1$  we have the mobility curve in the complex plane. At  $\beta = 0.5$  and large  $W$  the spread of the imaginary parts of the delocalized states is independent of  $W$ . The imaginary part of the localized states at large  $W$  vanishes. The latter is natural as the diagonal

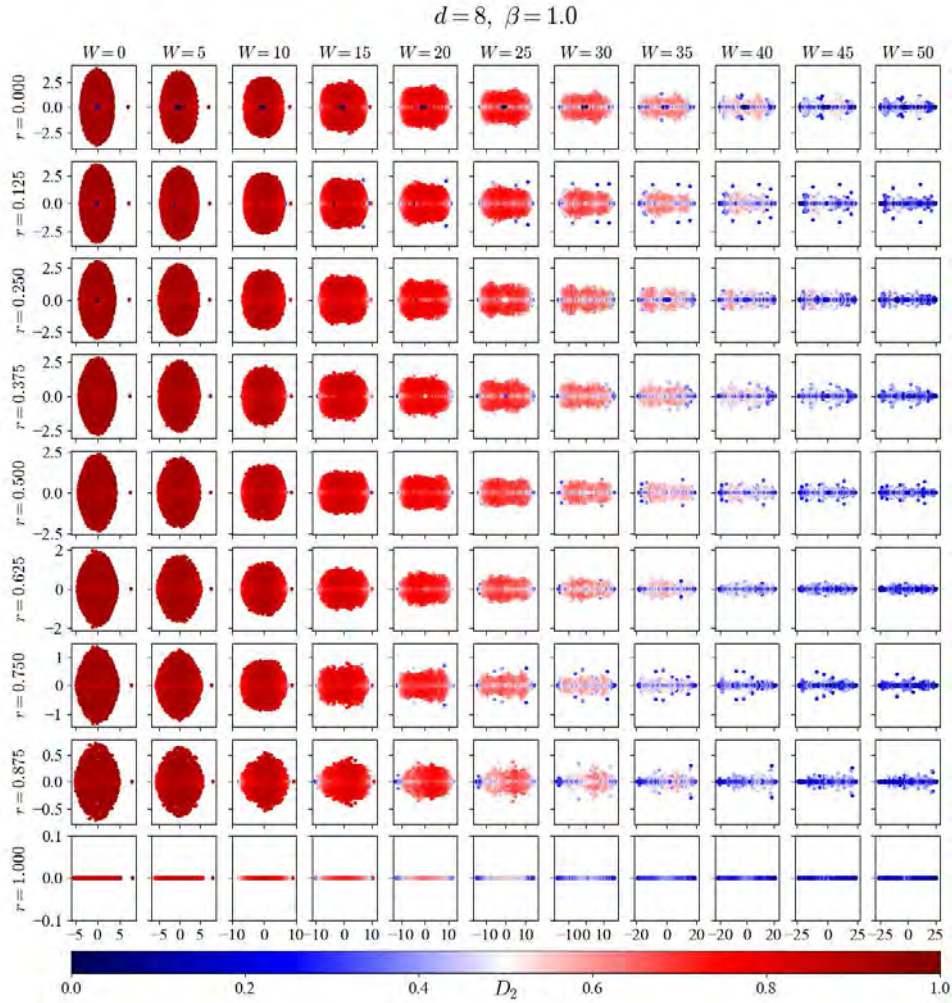


Figure 13: **Complex-valued spectra of the fully disordered ( $\beta = 1$ ) and partially non-reciprocal RRG** with the node degree  $d = 8$  for different reciprocity parameters  $r$  and disorder amplitudes  $W$ . Each plot is colored by fractal dimension value  $D_2$ . For all panels, diagonal disorder distribution has the same realization from the interval  $[-1/2; 1/2]$ , but multiplied by  $W$ .

disorder, which is dominant, is real, see [82].

- With the parameter  $r$ , the width of the delocalized region along the real axis varies in the same order as the initial model.
- At  $r < 1$ ,  $\beta < 1$  the non-reciprocity leads to the emergence of the island of the localized states inside the delocalized region. Similarly to [45], this island is related to the emergence of the topologically equivalent nodes (TEN) as well as the nodes with only incoming edges (node inflows). This localized island disappears at large enough  $r$ .

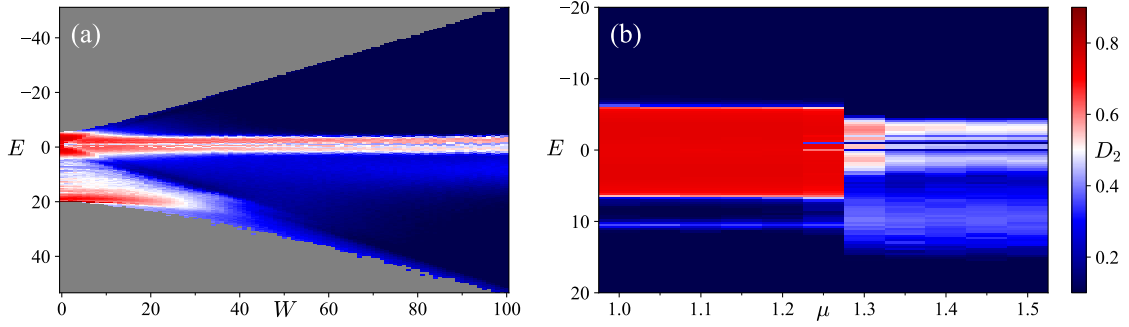


Figure 14: **Color plot of the fractal dimension  $D_2$  across energy  $E$  and versus (a) disorder  $W$  or (b) chemical potential  $\mu_3$  of 3-cycles in the partially disordered RRG of the size  $N = 1024$ , with  $\beta = 0.5$ . Panel (a) shows the clustered phase with  $\mu_3 = 2$ , while panel (b) corresponds to strong disorder  $W = 1000$ . Each point of a color plot is averaged over totally 100 structural and disorder realizations. From both panels one can see that the mobility edge picture survives fully in the unclustered phase,  $\mu_3 < 1.3$  and at least partially even in the clustered one.**

## B.2 Effect of enhanced number of the 3-cycles

For completeness, let us consider the effect of the deformation of the RRG by a chemical potential  $\mu_3$  of the 3-cycles on the localization of the partially disordered RRG. We focus at the RRG ensemble, where the degrees of all nodes are fixed to  $d$  and the partition function is considered  $Z(\mu_k) = \sum_{RRG} \exp(\sum_k \mu_k M_k)$ , where  $M_k$  is the number of the length- $k$  cycles in the graph without the back-tracking and  $\mu_k$  are the chemical potentials counting the number of these  $k$ -cycles. Cycles of length  $k$  are paths on a graph with length  $k$ , where all edges are different and the start and end vertex are the same.

For the  $\beta = 1$ , some observations concerning the localization in  $\mu_3$ -deformed theory can be found in [22] and the thorough analysis which uncovered quite rich phase structure has been performed in [44] for various systems sizes  $N$ , node degrees  $d$ , and the cycle lengths  $k$ , corresponding to  $\mu_k$ . The number of 3-cycles can be derived from the graph adjacency matrix  $M_3 \propto Tr A^3$ . There are four different phases at the  $(\mu_3, d)$  parameter space: unclustered,  $\mu_3 < \mu_{3,TEN}$ , TEN-scarred,  $\mu_{3,TEN} < \mu_3 < \mu_c$ , and two clustered ones,  $\mu_3 > \mu_c, \mu_{3,TEN}$ : ideal and interacting ones. At leading terms in  $N$  of the above critical line are given by  $\mu_{3,TEN} \sim \frac{(d-2) \ln N}{(d-1)}$  and  $\mu_c \sim \frac{3(d-2) \ln N}{d(d-1)}$ , please see [44] for more details.

Here we shall consider numerically some effects of the  $\beta$ -deformation in the  $\mu_3$ -deformed RRG. In Figure 14(a) we present the localization pattern for fractal dimension at  $\beta = 0.5$  in the  $(W, E)$ -plane, while in Fig. 14(b) we show its behavior in the  $(\mu_3, E)$ -plane.

Figure 14(b) shows the effect of  $\mu_3$  on the partially disordered RRG. At small  $\mu_3 < \mu_c$  in the unclustered phase, both the dependence of  $D_2$  on the parameters and the position remains the same as in Figure 1. At  $\mu_3 > \mu_c$  (see Fig. 14(b) at  $\mu_3 > 1.25$ ), the system undergoes the clusterization transition [44]. The dependence of  $D_2$  on  $W$  changes, as shown in Figure 14(a). The localization in the  $\beta$ -deformed RRG model occurs in each cluster separately. This effectively replaces  $N$  by  $d + 1$  and suppresses  $D_q$  value in Fig 14(b). In clustered phase, the center of the continuous spectrum part shifts to  $-1$  because the graph consists of dense clusters of triangles and narrows due to the change of spectral density from KM distribution to triangular shape distribution, like in the diagonal disorder-free

case.