

Measurement for p - ^3He elastic scattering with a 65 MeV polarized proton beam

S. Nakai^{1*}, K. Sekiguchi¹, K. Miki¹, A. Watanabe¹, S. Shibuya¹, M. Watanabe¹, K. Kawahara¹, D. Sakai¹, Y. Wada¹, H. Umetsu¹, M. Itoh², K. Hatanaka³, A. Tamii³, N. Kobayashi³, A. Inoue³, S. Nakamura³, T. Wakasa⁴, S. Mitsumoto⁴, H. Ohshiro⁴, S. Goto⁴, Y. Maeda⁵ and H. Sakai⁶

¹ Department of Physics, Tohoku University, Sendai, Miyagi 980-8578, Japan

² Cyclotron and Radioisotope Center, Tohoku Univ., Sendai, Miyagi 980-8578, Japan

³ Research Center for Nuclear Physics, Osaka University, Ibaraki, Osaka 567-0047, Japan

⁴ Department of Physics, Kyushu University, Higashi, Fukuoka 812-8581, Japan

⁵ Faculty of Engineering, University of Miyazaki, Miyazaki 889-2192, Japan

⁶ RIKEN Nishina Center, Wako, Saitama 351-0198, Japan

* nakai@lambda.phys.tohoku.ac.jp

October 31, 2019



*Proceedings for the 24th edition of European Few Body Conference,
Surrey, UK, 2-4 September 2019*

Abstract

We measured the cross section and the proton analyzing power A_y for p - ^3He elastic scattering at the angles $\theta = 26.9^\circ$ - 170.1° in the center of mass system with a 65 MeV polarized proton beam. We compared the data with the rigorous numerical calculations based on the various nucleon–nucleon potentials. For the cross section, clear discrepancy is seen at the angles where the cross section takes minimum. For the proton analyzing power A_y , the calculations have moderate agreements to the data. In this proceedings, we show only the experimental results.

Contents

1	Introduction	2
2	Experiment	2
2.1	Experimental setup	2
2.2	Experimental procedure	2
3	Results and discussions	3
4	Summary	4
	References	5

1 Introduction

One of the most important topics of nuclear physics is to describe the properties of nucleus based on the nucleon–nucleon (NN) interactions combined with the three–nucleon forces (3NFs). 3NFs are key elements to understand various nuclear phenomena, e.g. binding energies of light mass nuclei [1] and equation of state of nuclear matter [2].

To study the dynamical aspects of 3NFs, such as momentum, spin, and iso-spin dependencies, few–nucleon scattering is a good probe. The first indication of the 3NF effects in the few–nucleon scattering was found in the cross section minimum for deuteron–proton (dp) elastic scattering at intermediate energies ($E/A \gtrsim 65$ MeV) [3].

3NF effects could also be seen in four-nucleon scattering. In order to explain 3NF effects in four-nucleon scattering as well as to approach to the 3NFs with the channels of the total iso-spin $T = 3/2$ we have performed the measurement for the p – ^3He scattering at intermediate energies. Here we report the cross section and the proton analyzing power A_y for the p – ^3He elastic scattering at 65 MeV.

2 Experiment

2.1 Experimental setup

The measurement of p – ^3He elastic scattering was performed in the west experimental hall of the Research Center for Nuclear Physics (RCNP), Osaka University. The atomic beam type High Intensity Polarized Ion Source HIPIS [4] provided polarized protons. The polarized proton beam was accelerated by the AVF cyclotron up to 65 MeV and transported to the experimental hall. The extracted beam was focused onto a carbon foil target at the beam line polarimeter. It was refocused onto the ^3He gaseous target in the scattering chamber. After bombarding the ^3He gaseous target, the beam was stopped in a Faraday cup. The beam intensity was 20 – 100 nA.

The ^3He gaseous target was operated at room temperature under atmospheric pressure. The pressure and temperature of the gaseous target were monitored by using the gas target system [5].

Figure 1 shows the schematic view of the experimental setup. The scattered particles from ^3He nuclei were detected by the dE – E detectors which consisted of plastic and NaI(Tl) scintillators. A double-slit collimator system was used to determine the effective target thickness. The measured angles were $\theta = 20^\circ$ – 165° in the laboratory system ($\theta = 26.9^\circ$ – 170.1° in the center of mass system).

2.2 Experimental procedure

The polarizations of the beam were measured by using the beam line polarimeter. The polarimetry was made by p – ^{12}C elastic scattering. The analyzing power of p – ^{12}C elastic scattering in the region of interest are reported in Ref [6]. The typical beam polarizations during the experiment were 45–55 %.

In order to calibrate the absolute value of the cross section for p – ^3He elastic scattering, we measured p – p elastic scattering using the same experimental setup.

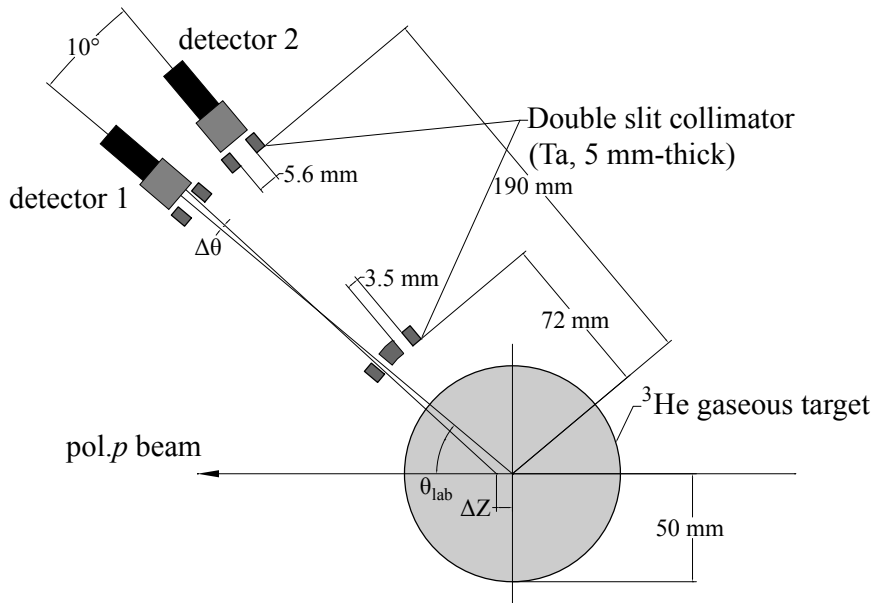
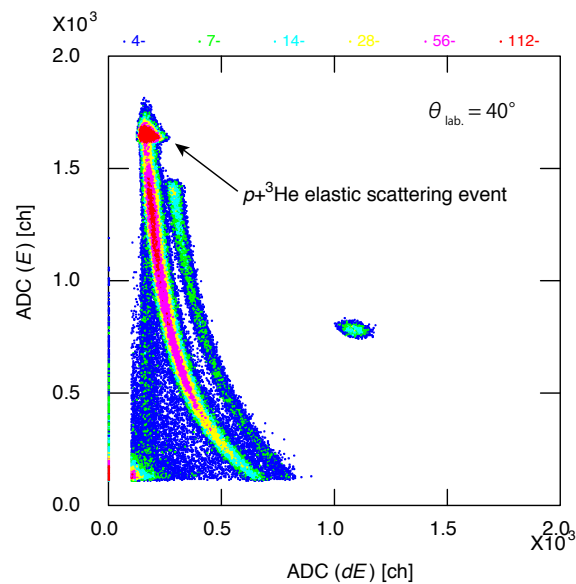


Figure 1: Schematic view of the experimental setup

3 Results and discussions

Particle identification was made by using the correlation between the dE and E detectors. Figure 2 shows a two-dimensional plot of the light outputs of the dE and E detectors. The


 Figure 2: Two-dimensional plot of the light outputs of the dE and E detectors.

events from the p - ^3He elastic scattering are clearly seen around the highest ADC channels of the E detector. Time of flight information was also used for the event selection.

The proton analyzing power A_y was extracted by using the yields for the two beam polarization modes ("spin-up" and "spin-down"). It was calculated as,

$$A_y^p = \frac{N^u - N^d}{N^d p_y^u + N^u p_y^d} \quad (1)$$

where $p_y^{u(d)}$ denotes the beam polarization of the spin-up (spin-down) mode, $N^{u(d)}$ denotes the yields for the p - ${}^3\text{He}$ elastic scattering obtained with the spin-up (spin-down) mode.

Figure 3 shows the experimental results of the cross section and the proton analyzing power A_y as a function of the scattering angle in the center of mass system (C.M.). Open circles are the experimental data. Only the statistical errors are shown. The obtained data are compared with the rigorous numerical four-nucleon calculations based on the several realistic NN potentials, namely AV18 [7], INOY [8], SMS51 [9], SMS53 [9], CD-Bonn [10] and the combination of CD-Bonn and the degree of freedom of the Δ -isobar [11]. We show only the experimental results in this conference proceedings. All the calculations based on the various NN potentials provide similar results. For the cross section, clear discrepancy is found at the angles $\theta_{\text{C.M.}} = 80^\circ$ – 140° . For the proton analyzing power A_y , the angular distribution of the experimental data has a moderate agreement with the theoretical calculations.

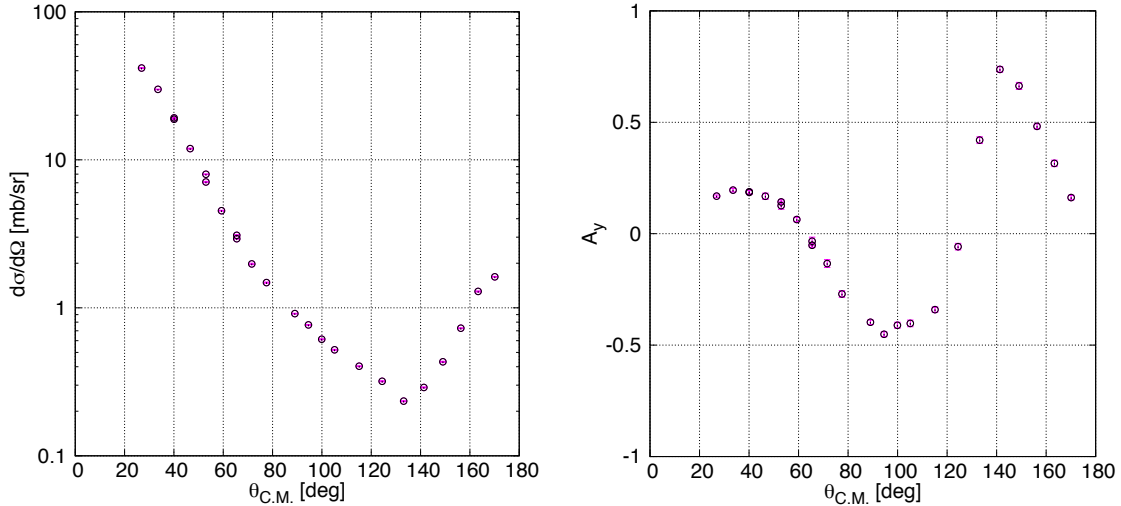


Figure 3: The cross section and the proton analyzing power A_y for the p - ${}^3\text{He}$ elastic scattering at 65 MeV with respect to the angles in the center of mass system.

4 Summary

We performed the measurement of the cross section and the proton analyzing power A_y for p - ${}^3\text{He}$ elastic scattering using a 65 MeV polarized proton beam. Measured angles were $\theta_{\text{C.M.}} = 26.9^\circ$ – 170.1° . The experimental data are compared with the theoretical calculations based on the various NN potentials. For the cross section, clear discrepancy between the data and the calculations is found at the angles $\theta_{\text{C.M.}} = 80^\circ$ – 140° .

Acknowledgements

This work was supported financially in part by the Grants-in-Aid for Scientific Research No. 25105502, No. 16H02171, and No. 18H05404 of the Ministry of Education, Culture, Sports, Science, and Technology of Japan. This work was also supported by Graduate Program on Physics for the Universe (GP-PU), Tohoku University.

References

- [1] S. C. Pieper *et al.*, *Realistic models of pion-exchange three-nucleon interactions*, Phys. Rev. C **64**, 014001 (2001), doi:[10.1103/PhysRevC.64.014001](https://doi.org/10.1103/PhysRevC.64.014001)
- [2] A. Akmal, V. R. Pandharipande, D. G. Ravenhall, *Equation of state of nucleon matter and neutron star structure*, Phys. Rev. C **58**, 1804 (1998), doi:[10.1103/PhysRevC.58.1804](https://doi.org/10.1103/PhysRevC.58.1804)
- [3] K. Sekiguchi *et al.*, *Complete set of precise deuteron analyzing powers at intermediate energies: Comparison with modern nuclear force predictions*, Phys. Rev. C **65**, 034003 (2002), doi:[10.1103/PhysRevC.65.034003](https://doi.org/10.1103/PhysRevC.65.034003)
- [4] K. Hatanaka *et al.*, *Performance of the RCNP polarized ion source*, Nucl. Instrum. Meth. A **384**, 1575 (1997), doi:[10.1016/S0168-9002\(96\)00941-2](https://doi.org/10.1016/S0168-9002(96)00941-2)
- [5] H. Matsubara *et al.*, *Wide-window gas target system for high resolution experiment with magnetic spectrometer*, Nucl. Instrum. Meth. A **678**, 122 (2012), doi:[10.1016/j.nima.2012.03.005](https://doi.org/10.1016/j.nima.2012.03.005)
- [6] M. Ieiri *et al.*, *A multifoil carbon polarimeter for protons between 20 and 84 MeV*, Nucl. Instrum. Meth. A **257**, 253 (1987), doi:[10.1016/0168-9002\(87\)90744-3](https://doi.org/10.1016/0168-9002(87)90744-3)
- [7] R. B. Wiringa, V. G. J. Stoks and R. Schiavilla, *Accurate nucleon-nucleon potential with charge-independence breaking*, Phys. Rev. C **51**, 38 (1995), doi:[10.1103/PhysRevC.51.38](https://doi.org/10.1103/PhysRevC.51.38)
- [8] P. Doleschall, *Influence of the short range nonlocal nucleon-nucleon interaction on the elastic n - d scattering: Below 30 MeV*, Phys. Rev. C **69**, 054001 (2004), doi:[10.1103/PhysRevC.69.054001](https://doi.org/10.1103/PhysRevC.69.054001)
- [9] P. Reinert, H. Krebs and E. Epelbaum, *Semilocal momentum-space regularized chiral two-nucleon potentials up to fifth order*, E. Eur. Phys. J. A **54**, 86 (2018), doi:[10.1140/epja/i2018-12516-4](https://doi.org/10.1140/epja/i2018-12516-4)
- [10] R. Machleidt, *High-precision, charge-dependent Bonn nucleon-nucleon potential*, Phys. Rev. C **63**, 024001 (2001), doi:[10.1103/PhysRevC.63.024001](https://doi.org/10.1103/PhysRevC.63.024001)
- [11] A. Deltuva, private communications.