

# New aspects of Nonadiabatic Geometric Effects — Application to Twisted Schwinger Effect in Dirac and Weyl Fermions

Shintaro Takayoshi<sup>1,2</sup>, Jianda Wu<sup>3</sup>, Takashi Oka<sup>1,4,5\*</sup>

**1** Max Planck Institute for the Physics of Complex Systems, Dresden 01187, Germany

**2** Department of Physics, Konan University, Kobe 658-8501, Japan

**3** Tsung-Dao Lee Institute & School of Physics and Astronomy, Shanghai Jiao Tong University, Shanghai 200240, China

**4** Max Planck Institute for Chemical Physics of Solids, Dresden 01187, Germany

**5** The Institute for Solid State Physics, The University of Tokyo, Kashiwa, Chiba 277-8581, Japan \* oka@issp.u-tokyo.ac.jp

May 17, 2021

## Abstract

We study geometric effects in nonadiabatic quantum tunneling and derive the tunneling formula within the quadratic expansion of the Hamiltonian. In addition to the rectification effect known previously, we find two novel effects, namely perfect tunneling and counterdiabaticity at fast sweep speed. As an application, we study the twisted Schwinger effect, i.e., nonadiabatic pair production of particles induced by a rotating electric field. In 2D and 3D Dirac and Weyl fermions, this gives a nonperturbative generation mechanism for valley polarization and current.

---

## Contents

<b>1</b>	<b>Introduction</b>	<b>2</b>
<b>2</b>	<b>Nonadiabatic geometric effects in quantum tunneling</b>	<b>3</b>
2.1	Detailed derivation of the tunneling formula Eq. (2)	4
<b>3</b>	<b>Twisted Schwinger effect in 2D Dirac fermions</b>	<b>6</b>
3.1	Valleypolarization via tunneling creation	7
3.2	Distribution of pair excitation	8
3.3	Crossover in the production rate	9
<b>4</b>	<b>Twisted Schwinger effect in 3D massless Dirac and Weyl fermions</b>	<b>10</b>
4.1	Expression of the total and chiral current	12
4.2	Novel crossover between weak-to-strong field behaviors	13
<b>5</b>	<b>Conclusion</b>	<b>14</b>
<b>A</b>	<b>Detailed calculations for the 2D Dirac fermions</b>	<b>15</b>
A.1	Low frequency region	16
A.2	High frequency region	16
<b>B</b>	<b>Detailed calculations for the 3D Dirac fermions</b>	<b>17</b>

B.1 Weak field regime	17
B.2 Strong field regime	18
<b>References</b>	<b>19</b>

---

## 1 Introduction

Today, geometric effects [1] in electron dynamics have become a central research topic in condensed matter [2]. In adiabatic processes, it is known that electrons acquiring a geometric phase provoke exotic effects such as quantum Hall effect [3, 4]. On the other hand, the importance of geometric effects in nonadiabatic processes have been overlooked except for a few examples such as the geometric amplitude factor [5–7] and counterdiabatic driving [8–10]. In an example of a nonadiabatic dynamics governed by a time-dependent Hamiltonian, M.V. Berry showed that the tunneling probability can depend on the direction of the parameter sweep due to the geometric amplitude factor [5].

We revisit the problem of nonadiabatic geometric effects with a motivation to apply it to the twisted Schwinger effect in Dirac and Weyl Fermions. The Schwinger effect is fermion-antifermion pair production in strong electric fields [11–13] and is known to originate from nonadiabatic tunneling in the momentum space [14–18]. Previously, AC extensions of the Schwinger effect were studied for linearly polarized fields  $E_x = E \cos(\Omega t)$  [19–21]. The results have common nature as the problems of strong field ionization [22] and a particle escaping from an oscillating trap [23]. For low frequency, the tunneling is exponentially suppressed with a threshold known as the Schwinger limit [11–13]. For higher frequency (but still lower than the excitation gap), multiphoton excitation is activated and the excitation probability obeys a power law. Nonadiabatic geometric effects kicks in when we study pair production induced by rotating electric fields (or circularly polarized laser fields)  $E_x + iE_y = Ee^{i\Omega t}$  [24, 25], which we coin as the “twisted Schwinger effect”. If we assume momentum conservation, the problem of the twisted Schwinger effect can be recasted to the Landau-Zener problem with a curved trajectory in the parameter space. This effective model is reminiscent to the twisted Landau-Zener model studied by M.V. Berry mentioned above [5]. We perform a numerical analysis of the effective model dynamics and find three geometric effects. The first is the sweep direction dependence, which we call rectification. This is the same phenomenon indicated in ref. [5] in terms of the geometric amplitude factor. The two other effects are perfect tunneling and counterdiabaticity at fast sweep speed. In order to clarify the origin of the effects, we “untwist” the model with a unitary transformation, and obtain the standard Landau-Zener model with an effective gap parameter depending on the geometric amplitude factor (see Eq.(3) below). We can understand the three nonadiabatic geometric effects in a unified way through the modulation of the effective gap. Recently, rectification in quantum tunneling has been studied in solid state systems [26]. However, as far as we know, the perfect tunneling and counterdiabaticity at fast sweep has not been argued in previous studies.

In a condensed matter framework, a rotating electric field is created by a circularly polarized laser [27–29], or shaking an optical lattice [30], while in high energy physics, it mimics the field created by ions passing by each other in heavy ion collision experiments [31]. The rotating electric fields are known to induce valley polarization [32, 33] and photo-currents via circular photogalvanic effect in 2D and 3D Dirac/Weyl materials [34, 35], respectively. Second order perturbation [36] has served as a theoretical framework to de-

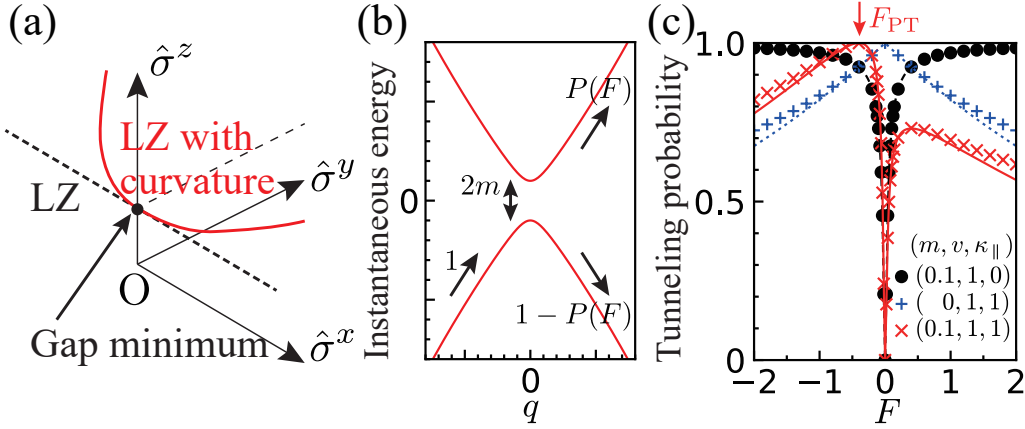


Figure 1: **Nonadiabatic geometric effects:** (a) Schematic picture of the LZ tunneling with curvature in parameter space. (b) Instantaneous energy of the Hamiltonian Eq. (1) with  $(m, v, \kappa_{\parallel}) = (0.1, 1, 1)$  and schematic picture for quantum tunneling. (c) Tunneling probability  $P(F)$  for Eq. (1) with a parameter sweep  $q = -Ft$  obtained numerically (marks) compared with the tunneling formula Eq. (2) (lines).

scribe these phenomena. Due to the development of strong coherent laser sources, extension of the theory to the nonperturbative regime are being awaited. We show that the three nonadiabatic geometric effects, i.e., rectification, perfect tunneling and counterdiabaticity, play an important role in understanding the nonperturbative versions of the opto-valley polarization and photo-currents in 2D and 3D Dirac/Weyl materials which are microscopically caused by the twisted Schwinger effect.

## 2 Nonadiabatic geometric effects in quantum tunneling

We demonstrate the nonadiabatic geometric effects in a two level Hamiltonian with a parameter  $q$  defined by

$$\hat{\mathcal{H}}(q) = m\hat{\sigma}^z + vq\hat{\sigma}^x + \frac{1}{2}\kappa_{\parallel}v^2q^2\hat{\sigma}^y, \quad (1)$$

where  $\hat{\sigma}^j$  ( $j = x, y, z$ ) is the Pauli matrix,  $m$  is the gap, and  $v$  the energy slope. We use the unit  $\hbar = c = 1$ . If we regard the coefficients of the Pauli matrices  $\mathbf{x}(q) = (vq, \frac{1}{2}\kappa_{\parallel}v^2q^2, m)$  as a trajectory in the three-dimensional (3D) space, it defines a curve and  $\kappa_{\parallel}$  is the curvature around the gap minimum in the parameter space [Fig. 1(a)]. The case of  $\kappa_{\parallel} = 0$  corresponds to the Landau-Zener (LZ) Hamiltonian [14, 37]. The instantaneous energy of this Hamiltonian is plotted in Fig. 1(b). The tunneling probability  $P(F)$  for a linear parameter sweep  $q = -Ft$  in Eq. (1) can be evaluated and becomes (see subsection 2.1 for derivation)

$$P(F) = \exp \left[ -\pi \frac{(m + \kappa_{\parallel}vF/4)^2}{|vF|} \right]. \quad (2)$$

Comparing this expression with the LZ formula, we notice that the effective tunneling gap becomes

$$\Delta_{\text{eff}} = 2m + \kappa_{\parallel}vF/2, \quad (3)$$

which is modified by the geometric amplitude factor. The model Eq. (1) is a quadratic expansion of the twisted LZ model introduced by M. V. Berry [5]. The model shows interesting and counterintuitive nonadiabatic geometric effects as we list below.

**Rectification** Although the instantaneous band structure is symmetric in  $q \rightarrow -q$ , the tunneling probability depends on the sign of  $F$  and rectification happens [5]. The ratio  $\gamma(F) \equiv P(|F|)/P(-|F|) = \exp(-\pi m \kappa_{\parallel})$  deviates from unity for  $m \neq 0$  [Fig. 1(c)].

**Perfect tunneling** In conventional LZ tunneling, the tunneling probability monotonically increase from 0 (adiabatic) to 1 (diabatic limit or perfect tunneling) as the sweep speed increase. However, in the presence of nonadiabatic geometric effects, perfect tunneling is realized at finite sweep speed. For  $m \neq 0$ ,  $P(F)$  peaks out and becomes unity at a perfect tunneling sweeping speed  $F_{\text{PT}} = -4m/(\kappa_{\parallel}v)$  indicated by an arrow in Fig. 1(c), which is determined from the condition  $\Delta_{\text{eff}} = 0$ .

**Counterdiabaticity at fast sweep** For large  $|F|$ ,  $P(F)$  decreases as  $\exp(-\pi \kappa_{\parallel}^2 |vF|/16)$ . In the extreme case of  $m = 0$ , the tunneling probability is a monotonically decreasing function of speed.

We have performed numerical calculation of the tunneling probability using the Hamiltonian Eq. (1) and compared it with the tunneling formula Eq. (2) as depicted in Fig. 1(c). The results show good agreement and the above three nonadiabatic geometric effect is clearly seen.

For convenience, we also consider the two-band Hamiltonian with general operators up to  $q^2$  order,

$$\mathcal{H} = \hat{A} + \hat{B}q + \hat{C}q^2/2. \quad (4)$$

The gap minimum and velocity extremum conditions at  $q = 0$  require  $\{\hat{A}, \hat{B}\} = 0$  and  $\{\hat{B}, \hat{C}\} = 0$ , respectively. This Hamiltonian is equivalent to the case of Eq. (6) with the parameters

$$m = \|\hat{A}\|, \quad v = \|\hat{B}\|, \quad \kappa_{\parallel}v^2 = -\frac{i}{8} \frac{\text{Tr}\{[\hat{A}, \hat{B}], \hat{C}\}}{\|\hat{A}\|\|\hat{B}\|}, \quad (5)$$

where  $\|\hat{O}\| \equiv \frac{1}{2}\sqrt{\text{Tr}\{\hat{O}, \hat{O}\}}$ .

## 2.1 Detailed derivation of the tunneling formula Eq. (2)

In this subsection, we explain the derivation of the tunneling formula for the Hamiltonian

$$\hat{\mathcal{H}}(q) = m\hat{\sigma}^z + vq\hat{\sigma}^x + \frac{1}{2}\kappa_{\parallel}v^2q^2\hat{\sigma}^y, \quad (6)$$

where  $\hat{\sigma}^j$  ( $j = x, y, z$ ) is the Pauli matrices,  $m$  is the gap,  $v$  the energy slope, and  $\kappa_{\parallel}$  is the curvature around the gap minimum in the parameter space. The idea is to move to a local frame with trivial geometry, which we call the ‘‘LZ frame’’, and use the LZ formula or its extension: the Dykhne-Davis-Pechukas (DDP) (also known as the Landau-Dykhne or the imaginary time) method [38, 39] (see Ref. [18] for an extended discussion of the method).

Let us start from a general two-band Hamiltonian

$$\hat{\mathcal{H}}(q) = \mathbf{d}(q) \cdot \hat{\boldsymbol{\sigma}}, \quad (7)$$

where  $\mathbf{d}(q)$  defines a curve in the Euclidean space. We consider tunneling at the gap minimum  $q = 0$ , and define the unit directional, tangential, and normal vectors as

$$\begin{aligned}\mathbf{r} &= \mathbf{d}(0)/|\mathbf{d}(0)| \\ \mathbf{t} &= \partial_q \mathbf{d}(0)/|\partial_q \mathbf{d}(0)| \\ \mathbf{n} &= \mathbf{r} \times \mathbf{t}.\end{aligned}$$

Note that  $\mathbf{t} \perp \mathbf{r}$ . We move to the LZ frame, where the curve  $\mathbf{d}(q)$  is transformed to a curve on the plane spanned by  $\mathbf{r}$  and  $\mathbf{t}$  using a unitary operator  $\hat{U} = e^{i\frac{\theta(q)}{2}\mathbf{r}\cdot\hat{\sigma}}$ . The angle  $\theta(q)$  is determined as

$$\hat{U}^\dagger \hat{\mathcal{H}}(q) \hat{U} = [a(q)\mathbf{r} + b(q)\mathbf{t}] \cdot \hat{\sigma},$$

where  $a(q) = \mathbf{d}(q) \cdot \mathbf{r}$ ,  $b(q) = \sqrt{|\mathbf{d}(q)|^2 - a(q)^2}$ , and  $\theta(q) = -\arctan \frac{\mathbf{d}(q)\cdot\mathbf{n}}{\mathbf{d}(q)\cdot\mathbf{t}}$ . Then the Hamiltonian in the LZ frame becomes

$$\begin{aligned}\hat{\mathcal{H}}_{\text{LZ}}(q) &= \hat{U}^\dagger \hat{\mathcal{H}}(q) \hat{U} - i\hat{U}^\dagger \partial_t \hat{U} \\ &= \left[ \left( a(q) + \frac{\theta'(q)}{2} \frac{dq}{dt} \right) \mathbf{r} + b(q)\mathbf{t} \right] \cdot \hat{\sigma}.\end{aligned}\quad (8)$$

In the case of the model Eq. (6), the parameters are  $a(q) = m$ ,  $b(q) = vq$ , and  $\theta'(q) = -\kappa_{\parallel}v/2$ . Through the transformation, the additional quadratic term is eliminated and the gap is effectively modified from  $m$  to  $m_{\text{eff}} = m + \kappa_{\parallel}vF/4$ . The above formulation shows that the geometric meaning of  $\kappa_{\parallel}$  is the curvature of  $\mathbf{d}(q)$  in the plane spanned by  $\mathbf{t}$  and  $\mathbf{n}$  at  $q = 0$ . We remark that  $v\kappa_{\parallel}$  corresponds to the quantum geometric potential [40, 41] and also to the shift vector  $R_{+-}$  describing the difference of polarization between the upper and lower bands [26].

With the application of the DDP method [38, 39] for Eq. (8), the tunneling probability is expressed as

$$P \simeq \exp \left[ -2\text{Im} \int_0^{q_c} \frac{\Delta(q)}{|F(q)|} dq \right], \quad (9)$$

where  $\Delta(q) = 2[(a(q) - \theta'(q)F(q)/2)^2 + b(q)^2]^{1/2}$  is the energy difference and  $F(q) = -\frac{dq}{dt}$  is the Jacobian (expressed as function of  $q$ ). In the DDP method, the integration path is deformed from the real axis, and the singular point closest to the real axis governs the tunneling probability. In Eq. (9), the integration is performed to  $q_c$  (on the imaginary axis), which is defined as a point in complex plane where the gap vanishes  $\Delta(q_c) = 0$  (the branching point of square root). For the linear sweep  $q = -Ft$ , the Jacobian is just  $F(q) = -\frac{dq}{dt} = F$ . Applying Eq. (9) to the model Eq. (6), and noticing  $a(q) = m$ ,  $b(q) = \sqrt{(vq)^2 + (\kappa_{\parallel}v^2q^2/2)^2} = vq + \mathcal{O}(q^3)$ , and  $\theta'(q) = -\frac{d}{dq} \arctan(\kappa_{\parallel}vq/2) = -\kappa_{\parallel}v/2 + \mathcal{O}(q^2)$ , we can calculate the tunneling probability as

$$\begin{aligned}P(F) &= \exp \left[ -\frac{4}{|F|} \int_0^{\frac{1}{|v|}(m+\kappa_{\parallel}vF/4)} \sqrt{(m + \kappa_{\parallel}vF/4)^2 - (vq)^2} dq \right] \\ &= \exp \left[ -\frac{\pi}{4} \frac{(2m + \kappa_{\parallel}vF/2)^2}{|vF|} \right]\end{aligned}\quad (10)$$

as given in the main text.

### 3 Twisted Schwinger effect in 2D Dirac fermions

We study the effect of rotating electric fields in 2D Dirac fermions. We introduce the field as gauge potential  $\mathbf{A} = A(-\sin(\Omega t), \cos(\Omega t))$  [electric field  $\mathbf{E} = E(\cos(\Omega t), \sin(\Omega t))$  ( $E = A\Omega > 0$ )], and the effective Hamiltonian for the fermions with chirality  $\xi = \pm$  is given as

$$\hat{\mathcal{H}} = v[\xi(k_x + eA_x)\hat{\sigma}^x + (k_y + eA_y)\hat{\sigma}^y] + m\hat{\sigma}^z, \quad (11)$$

where  $e (> 0)$  is the elementary charge,  $v$  is the Fermi velocity, and  $m (> 0)$  is the mass parameter. This model has implication to valleytronics in 2D materials such as monolayer transition metal dichalcogenide (TMD) and graphene [42, 43], where laser-induced valley polarization is demonstrated [32, 33, 44–48]. In these materials, the chirality  $\xi$  corresponds to the valley index specifying the two Dirac points  $K_\xi$  in the dispersion.

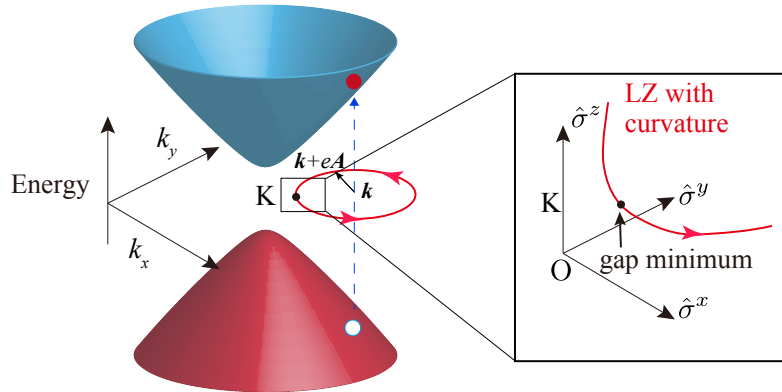


Figure 2: **Mapping from the twisted Schwinger effect to the twisted Landau Zener problem:** In rotating electric fields, the electron-hole pairs has a covariant momentum  $\mathbf{k} + e\mathbf{A}(t)$  which performs a rotating motion in the momentum space. During this dynamics, the energy gap minimizes when  $\mathbf{k} + e\mathbf{A}(t)$  is closest to the  $K$ -point. We focus to this gap minimum point as depicted in the right box. By performing a quadratic expansion of the Hamiltonian  $\hat{\mathcal{H}}(t)$  in the time variable ( $q = \Omega t$ ) around the gap minimum time, we obtain the twisted Landau Zener problem defined by Eq. (4).

We assume that the Fermi energy is zero, and the time evolution starts from a zero temperature ground state. After the field is switched on at  $t = 0$ , nonadiabatic processes take place creating fermion-antifermion pairs. The tunneling process in momentum space can be mapped to a twisted Landau Zener problem discussed in the previous section as depicted in Fig. 2. In this system, the laser frequency  $\Omega$  plays the role of the speed parameter  $F$  in the twisted LZ model. We allow  $\Omega$  to be positive or negative which

Table 1: Comparison of the pair creation by tunneling with nonadiabatic geometric effects and standard optical absorption process

Tunneling creation	Optical absorption
Strong field	Weak field
Non-perturbative	Perturbative
Nonadiabatic geometric effect	Selection rule
Non-conserved	Energy momentum conservation

corresponds to the helicity specifying left or right circular polarization. The fermion-antifermion production probability per cycle of the laser field is given by

$$\mathcal{P}_\xi(\mathbf{k}) = \exp \left[ -\pi \frac{\left( M - \frac{\xi\Omega m}{4M} \right)^2}{veE} \right], \quad (12)$$

where we defined  $M = \sqrt{v^2(|\mathbf{k}| - eE/(|\Omega|))^2 + m^2}$ . To derive this expression, we have expanded the Hamiltonian (11) around the time that minimizes the energy gap up to quadratic order obtaining the form (5) and used the tunneling formula Eq. (2).

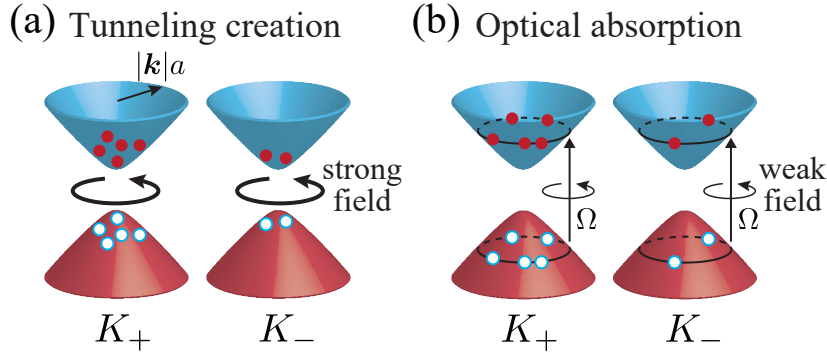


Figure 3: **2D gapped Dirac fermion**: Schematic picture of pair excitations at the two valleys. (a) In tunneling creation, the pairs are produced according to Eq. (12) (see Fig. 4). (b) In optical absorption, the pairs are concentrated on an equal energy curve  $\Delta E(\mathbf{k}) = \Omega$  due to energy conservation.

In Fig. 3, we schematically compare the pair production induced by (a) tunneling with nonadiabatic geometric effects to (b) standard optical absorption process. In optical absorption, the electrons in the occupied band are excited to the unoccupied band, and the energy difference of the electron and hole is given by the photon energy. This is a consequence of the energy conservation. The momentum dependence of the distribution is determined by the optical selection rule encoded in the polarization matrix element of the electron-hole wave functions [32, 33, 44–48]. This situation is drastically changed when nonperturbative effects are taken into account. Energy is no longer conserved since the Hamiltonian Eq. (11) is time dependent. The electron and hole pairs can be created even when their energy difference is not equal to the photon energy, and in particular, creation occurs even when the photon energy is below the excitation gap. As we will show below, the optical selection rule is replaced by the nonadiabatic geometric effects, while the role of the polarization matrix element is played by the production probability  $\mathcal{P}_\xi(\mathbf{k})$  given in Eq. (12). We summarize the comparison in Table 1.

### 3.1 Valley polarization via tunneling creation

In Fig. 4, we plot the production probability for several  $\Omega$ . We see that there is a strong chirality dependence, and the sign of  $\xi\Omega$  determines whether excitations are “optically allowed” ( $\xi\Omega > 0$ ) or “optically forbidden” ( $\xi\Omega < 0$ ). This difference originates from the geometric amplitude factor. In this sense, the optical selection rule [32, 33] in perturbative optics is replaced by the nonadiabatic geometric effects when nonperturbative strong field

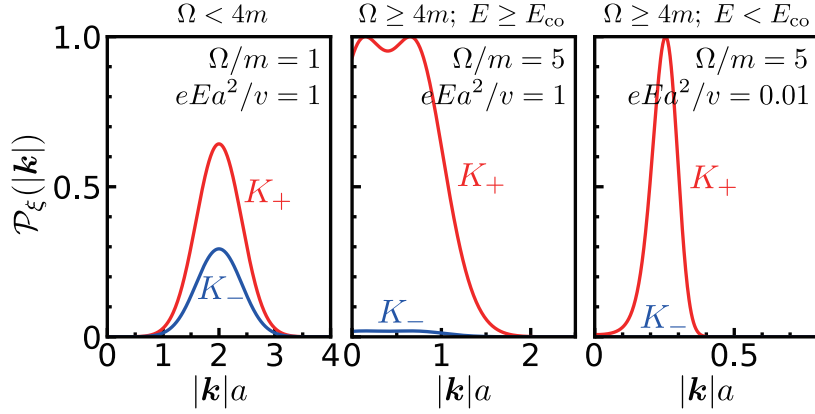


Figure 4: **2D gapped Dirac fermion**: The wavenumber dependence of the production probability  $\mathcal{P}_\xi(\mathbf{k})$ . The parameters are  $(\Omega/m, eEa^2/v) = (1, 1), (5, 1), (5, 0.01)$  and  $ma/v = 0.5$ , where  $a$  is the lattice constant.

excitations are considered. The ratio of the production rates between the two chiralities

$$\gamma = \frac{\mathcal{P}_+(\mathbf{k})}{\mathcal{P}_-(\mathbf{k})} = \exp\left(\frac{\pi\Omega m}{veE}\right) \quad (13)$$

is independent of the wavenumber. In the gapless case, as in graphene,  $\gamma$  is unity and there is no valley dependence. When the gap parameter  $m$  is finite, as in monolayer TMD, imbalance becomes finite and the ratio exponentially grows or decays with increasing  $|\Omega|/E$ .

### 3.2 Distribution of pair excitation

Next let us study the wavenumber dependence of the production probability as depicted in Fig. 4. The distribution is rotationally symmetric and only depends on  $|\mathbf{k}|a$  ( $a$ : lattice constant). They have peaks as shown in Fig. 4 at  $|\mathbf{k}| = k_{\text{peak}}$ , where

$$k_{\text{peak}} = \begin{cases} \frac{eE}{|\Omega|} & (\Omega < 4m), \\ \frac{eE}{|\Omega|} \pm \frac{1}{v} \sqrt{m(\xi\Omega/4 - m)} & (\Omega \geq 4m; E \geq E_{\text{co}}), \\ \frac{eE}{|\Omega|} + \frac{1}{v} \sqrt{m(\xi\Omega/4 - m)} & (\Omega \geq 4m; E < E_{\text{co}}). \end{cases} \quad (14)$$

$$\quad (15)$$

$$\quad (16)$$

The crossover field is define by

$$E_{\text{co}} = \frac{|\Omega|}{ev} \sqrt{m(\xi\Omega/4 - m)}. \quad (17)$$

We can understand the peak structure from the wavenumber dependent effective mass parameter in Eq. (12) defined by

$$m_{\text{eff}} = M - \xi\Omega m/(4M). \quad (18)$$

The peaks are dictated by the wavenumber minimizing the effective mass and their properties qualitatively change depending on whether the frequency  $\Omega$  is below or above  $4m$ .



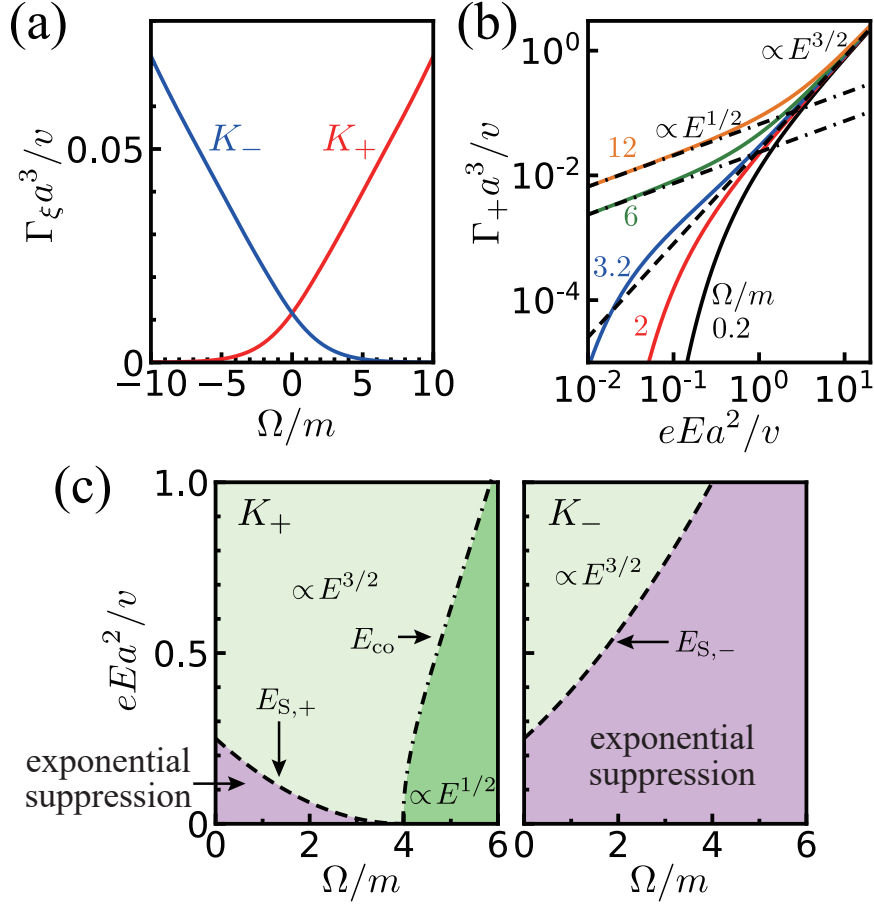


Figure 5: **2D gapped Dirac fermion:** (a) The total pair production rate per unit of time and volume. We fix  $ma/v = 0.5$  and  $eEa^2/v = 1$ . (b) The electric field dependence of the total production rate  $\mathcal{P}_\xi^{\text{tot}}$ . (c)  $(E, \Omega)$ -phase diagram of the twisted Schwinger effect.

For  $\Omega < 4m$ , the distributions have a single peak at the wavenumber where  $m_{\text{eff}} > 0$  is minimized. On the other hand, for higher frequencies  $\Omega \geq 4m$ , perfect tunneling takes place at the optically allowed valley ( $\xi\Omega > 0$ ) when the effective gap  $m_{\text{eff}}$  close. There is a crossover when the electric field is increased, The number of perfect tunneling peaks changes from one for  $E < E_{co}$  to two for  $E \geq E_{co}$ . This field strength  $E_{co}$  characterizes a crossover of the total production rate which we will explain below.

### 3.3 Crossover in the production rate

We define the total fermion-antifermion production rate per unit of time and volume as  $\Gamma_\xi \equiv \frac{|\Omega|}{(2\pi)^3} \int d\mathbf{k} \mathcal{P}_\xi(\mathbf{k})$  and plot it against frequency in Fig. 5(a). We see clearly the rectification effect where the imbalance ratio  $\Gamma_+/\Gamma_- = \gamma$  increases exponentially for large  $\Omega/E$  following Eq. (13). In the low frequency region, it takes the form (Appendix A)

$$\Gamma_\xi \simeq \frac{eE}{(2\pi)^2} \sqrt{\frac{eE}{v}} \exp\left(-\pi \frac{E_{S,\xi}}{E}\right). \quad (19)$$

Here we define the Schwinger limit of field strength as

$$E_{S,\xi} \equiv (\overline{m}_{\text{eff},\xi})^2/(ve) = (m - \xi\Omega/4)^2/(ve), \quad (20)$$

where  $\bar{m}_{\text{eff},\xi}$  is the effective mass at the gap minimizing wavenumber Eq. (14). Equation (19) is an extension of Schwinger's production rate evaluated originally for a DC electric field to the case of rotating electric field. For  $\Omega = 0$ , Eq. (19) coincides with the 2D version of Schwinger's result [11, 17] with the QED Schwinger limit  $E_S = m_e^2 c^3 / (\hbar e)$  obtained by replacing  $m \rightarrow m_e c^2$  and  $v \rightarrow \hbar c$ .

Figure 5(b) shows the electric field dependence of the production rate with the optically allowed chirality ( $\xi\Omega > 0$ ) for several frequencies. For strong fields, all curves converge to the dashed line  $\Gamma_\xi \rightarrow \frac{eE}{(2\pi)^2} \sqrt{\frac{eE}{v}}$  described by the asymptotic form of Eq. (19) independent of  $\Omega$ . For weak fields, we observe two different behaviors. The low frequency ( $\Omega < 4m$ ) curves drop below the dashed line following Eq. (19) due to the exponential suppression of tunneling at weak fields. In contrast, curves for high frequency ( $\Omega \geq 4m$ ) turn above the dashed line and converge to a  $\Gamma_+ \propto E^{1/2}$  behavior. In Fig. 5(c), we summarize the tunneling behaviors into a  $(E, \Omega)$ -phase diagram, which we explain below.

**Low frequency ( $|\Omega| < 4m$ ) (Appendix A.1)** The Schwinger limit  $E = E_{S,\xi}$  [Eq. (20)] characterizes the crossover from the weak field exponentially suppressed regime to the  $\Gamma_\xi \propto E^{3/2}$  behavior at strong field. Increasing  $\Omega$  from zero, the Schwinger limit  $E_{S,\xi}$  for the optically allowed chirality ( $\xi\Omega > 0$ ) decreases and becomes zero at  $|\Omega| = 4m$ , where perfect tunneling starts to happen. In contrast, for the optically forbidden chirality ( $\xi\Omega < 0$ ),  $E_{S,\xi}$  monotonically increase against  $|\Omega|$ . This suppression of tunneling is the consequence of counteradiabaticity in the twisted LZ tunneling.

**High frequency ( $|\Omega| \geq 4m$ ) (Appendix A.2)** For the optically allowed chirality  $\xi\Omega > 0$ , the effective gap closes and the Schwinger limit vanishes due to perfect tunneling. There is a crossover taking place around  $E = E_{co}$  defined in Eq. (17) where the number of the peaks in the distribution function changes (Fig. 4). The production rate shows the  $\Gamma_\xi \propto E^{3/2}$  behavior at strong field  $E > E_{co}$  and changes to a  $\Gamma_\xi \propto E^{1/2}$  behavior at weak fields  $E < E_{co}$ . In particular, in the weak field regime, the production rate shows an asymptotic form

$$\Gamma_\xi \simeq \frac{|\Omega|}{(4\pi)^2 v} \sqrt{|\Omega| m} \sqrt{\frac{eE}{v}} \quad (21)$$

for optically allowed  $\xi$ , which is evaluated in appendix A.2. On the other hand, for the optically forbidden chirality  $\xi\Omega < 0$ , the Schwinger limit monotonically increases as  $|\Omega|$  increases.

## 4 Twisted Schwinger effect in 3D massless Dirac and Weyl fermions

Next, we proceed to an analysis of 3D massless Dirac fermions subject to rotating electric fields described by the Hamiltonian

$$\begin{aligned} \hat{\mathcal{H}}_{3D} &= v \sum_{j=x,y,z} \hat{\gamma}^0 \hat{\gamma}^j (q_j + eA_j) \\ &= \begin{pmatrix} -v \sum_{j=x,y,z} (q_j + eA_j) \hat{\sigma}^j & 0 \\ 0 & v \sum_{j=x,y,z} (q_j + eA_j) \hat{\sigma}^j \end{pmatrix} \end{aligned} \quad (22)$$

with the 3D wave number  $\mathbf{q} = (\mathbf{k}, k_z)$ ,  $\mathbf{A} = A(-\sin(\Omega t), \cos(\Omega t), 0)$  and the gamma matrices

$$\hat{\gamma}^0 = \begin{pmatrix} 0 & I \\ I & 0 \end{pmatrix}, \quad \hat{\gamma}^j = \begin{pmatrix} 0 & \hat{\sigma}^j \\ -\hat{\sigma}^j & 0 \end{pmatrix} \quad (j = x, y, z).$$

We can recast this Hamiltonian to the 2D Dirac Hamiltonian studied in the previous section. By performing the unitary transform

$$\hat{U} = \begin{pmatrix} \exp(i\frac{\pi}{2}\hat{\sigma}^x) & 0 \\ 0 & I \end{pmatrix}$$

to the Hamiltonian Eq. (22), we obtain

$$\hat{U}^\dagger \hat{\mathcal{H}}_{3D} \hat{U} = \begin{pmatrix} \hat{\mathcal{H}}_- & 0 \\ 0 & \hat{\mathcal{H}}_+ \end{pmatrix},$$

where

$$\hat{\mathcal{H}}_\xi = v[\xi(k_x - eA \sin(\Omega t))\hat{\sigma}^x + (k_y + eA \cos(\Omega t))\hat{\sigma}^y + k_z\hat{\sigma}^z] \quad (23)$$

is the Weyl Hamiltonian with chirality  $\xi = \pm$ . This Hamiltonian is equivalent to the 2D Dirac Hamiltonian Eq. (11) studied in the previous section with the replacement of the mass  $m$  by  $vk_z$ . Thus, the fermion-antifermion production probability per cycle of the laser field is given by

$$\mathcal{P}_\xi(\mathbf{k}) = \exp \left[ -\pi \frac{\left( M - \frac{\xi \Omega v k_z}{4M} \right)^2}{veE} \right], \quad (24)$$

where we defined  $M = v\sqrt{(|\mathbf{k}| - eE/|\Omega|)^2 + k_z^2}$ .

Below, we assume that the Fermi energy is at the Dirac point and exploit the scaling symmetry rewriting the model with variables  $\tilde{t} = |\Omega|t$  and  $\tilde{\mathbf{q}} = v\mathbf{q}/|\Omega|$ . The Schrödinger equation is recast to  $i\partial_{\tilde{t}}|\Psi_\xi(\tilde{t})\rangle = \hat{\mathcal{H}}_\xi|\Psi_\xi(\tilde{t})\rangle$  with  $\hat{\mathcal{H}}_\xi = \xi(\tilde{k}_x - \text{sgn}(\Omega)\tilde{A} \sin \tilde{t})\hat{\sigma}^x + (\tilde{k}_y + \tilde{A} \cos \tilde{t})\hat{\sigma}^y + \tilde{k}_z\hat{\sigma}^z$ . Then we can set the frequency  $|\Omega|$  to unity and

$$\tilde{A} = veA/|\Omega| = veE/\Omega^2 \quad (25)$$

is the unique scaling parameter that characterizes the field strength.

In Fig. 6, we schematically compare the pair production in the 3D Dirac systems induced by (a) tunneling creation to (b) standard optical absorption process. Similarly to the 2D case summarized in Fig. 3 and Table 1, the nonadiabatic geometric effects take the place of the optical selection rule [49]. Circularly polarized laser field propagating along the  $z$  axis induces vertical transitions that are imbalanced between  $\pm k_z$ . The imbalance in the created pairs results in a photocurrent  $J_\xi^z$  for each Weyl components  $\xi = \pm$  as we will see below. In Dirac systems with chiral and mirror reflection symmetries, the total photocurrent cancels since the production rate  $\mathcal{P}_\xi(\tilde{\mathbf{q}})$  is symmetric under  $\xi \rightarrow -\xi$ ,  $k_z \rightarrow -k_z$ . On the other hand, if these symmetries are broken, it is possible to realize finite  $U(1)$  photocurrent in a similar way as in the optical absorption mechanism proposed in [49–51].

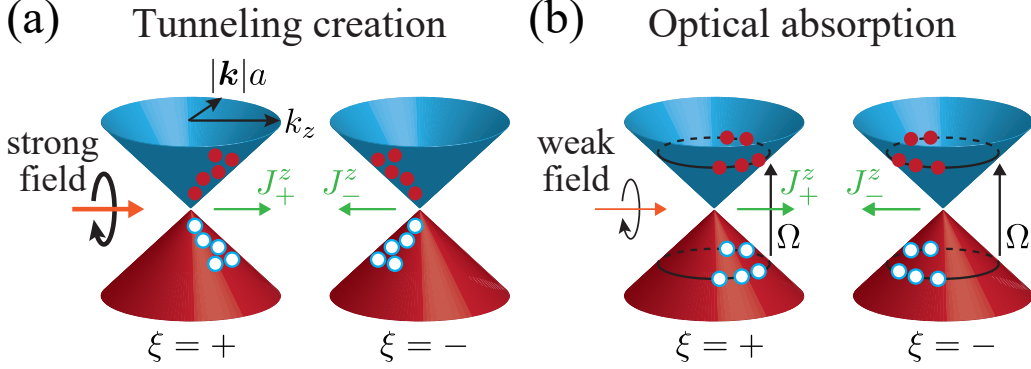


Figure 6: **3D massless Dirac fermion**: Schematics of pair production and resulting photocurrent in the two Weyl components induced by the (a) tunneling creation and (b) optical excitations. (a) In tunneling creation, the pairs are produced according to Eq. (24). See Fig. 7 for the results. (b) In optical absorption, the pairs are concentrated on an equal energy curves due to energy conservation.

#### 4.1 Expression of the total and chiral current

The total U(1) and chiral current operators are represented as

$$\hat{J}^z = -ve\hat{U}^\dagger\hat{\gamma}^0\hat{\gamma}^z\hat{U} = -ve\begin{pmatrix} \hat{\sigma}^z & 0 \\ 0 & \hat{\sigma}^z \end{pmatrix},$$

and

$$\hat{J}_5^z = -ve\hat{U}^\dagger\hat{\gamma}_5\hat{\gamma}^0\hat{\gamma}^z\hat{U} = -ve\begin{pmatrix} -\hat{\sigma}^z & 0 \\ 0 & \hat{\sigma}^z \end{pmatrix},$$

where  $\hat{\gamma}_5 = \begin{pmatrix} -I & 0 \\ 0 & I \end{pmatrix}$ . In order to evaluate the expectation value of the currents, we need to estimate the distribution of the electron-hole pairs. We assume that the system is on-shell, i.e., the density matrix is diagonal in the eigenstate basis, and the distribution is obtained by the balance between the creation process characterized by the tunneling probability and the relaxation time. This can be done by first representing the density matrix as  $\rho_{\mathbf{q},\xi}(t) = n_{\mathbf{q},\xi}(t)|\Psi_{\mathbf{q},\xi,1}\rangle\langle\Psi_{\mathbf{q},\xi,1}| + [1 - n_{\mathbf{q},\xi}(t)]|\Psi_{\mathbf{q},\xi,2}\rangle\langle\Psi_{\mathbf{q},\xi,2}|$ , where  $|\Psi_{\mathbf{q},\xi,1}\rangle$  and  $|\Psi_{\mathbf{q},\xi,2}\rangle$  are the states for upper and lower bands with chirality  $\xi$ . The master equation is

$$\frac{dn_{\mathbf{q},\xi}(t)}{dt} = [1 - n_{\mathbf{q},\xi}(t)]\mathcal{P}_\xi(\mathbf{q})\frac{|\Omega|}{2\pi} - n_{\mathbf{q},\xi}(t)/\tau, \quad (26)$$

where  $\tau$  is the relaxation time. Note that we have the factor  $\frac{|\Omega|}{2\pi}$  (= inverse of the time period) in the first term on the r.h.s. since  $\mathcal{P}_\xi(\mathbf{q})$  is defined as the tunneling probability per cycle. In the steady state  $dn_{\mathbf{q},\xi}(t)/dt = 0$ , if we assume that the relaxation time is short  $|\Omega|\tau\mathcal{P}_\xi(\mathbf{q})/(2\pi) \ll 1$ , we obtain  $n_{\mathbf{q},\xi}(t) = |\Omega|\tau\mathcal{P}_\xi(\mathbf{q})/(2\pi)$ . The current density for the component of chirality  $\xi$  is provided as

$$J_\xi^z = -2ve\frac{|\Omega|\tau}{2\pi a^3}\left(\frac{a}{2\pi}\right)^3 \int d\mathbf{q} \frac{k_z}{\sqrt{|\mathbf{k}|^2 + k_z^2}} \mathcal{P}_\xi(\mathbf{q}) = -\frac{2e\tau|\Omega|^4}{(2\pi)^4 v^2} \int d\tilde{\mathbf{q}} \frac{\tilde{k}_z}{\sqrt{|\tilde{\mathbf{k}}|^2 + \tilde{k}_z^2}} \mathcal{P}_\xi(\tilde{\mathbf{q}}). \quad (27)$$

We can calculate the total and chiral (spin) currents as  $J^z = J_+^z + J_-^z$  and  $J_5^z = J_+^z - J_-^z$ .

We also define total (chiral) production rates as  $\Gamma_{\text{tot}}^{3\text{D}} = \Gamma_{+}^{3\text{D}} + \Gamma_{-}^{3\text{D}}$  ( $\Gamma_{5}^{3\text{D}} = \Gamma_{+}^{3\text{D}} - \Gamma_{-}^{3\text{D}}$ ) using  $\Gamma_{\xi}^{3\text{D}} = \frac{|\Omega|^4}{(2\pi)^4 v^3} \int d\tilde{\mathbf{q}} \mathcal{P}_{\xi}(\tilde{\mathbf{q}})$ . Due to the symmetry of  $\mathcal{P}_{\xi}(\tilde{\mathbf{q}})$  under  $\xi \rightarrow -\xi$ ,  $k_z \rightarrow -k_z$ ,  $\Gamma_{5}^{3\text{D}} = J^z = 0$  holds.

## 4.2 Novel crossover between weak-to-strong field behaviors

Now, let us discuss the physical consequence of the geometric nonadiabatic effect in the tunneling creation in 3D Dirac fermions. In the massless Dirac and Weyl fermions, there is no tunneling threshold and we expect that the total production rate shows a power law behavior against the electric field strength. We show that there is a crossover between the weak and strong field regimes accompanied by a change in the power.

In Figs. 7(a)-7(c), we plot the production probability  $\mathcal{P}_{\xi}(\tilde{\mathbf{q}})$  for  $\xi = +$  and  $\Omega > 0$  obtained in Eq. (24). It is rotationally symmetric around the  $\tilde{k}_z$  axis. The production probability for the other chirality  $\xi = -$  is a reflection of  $\xi = +$  around the  $\tilde{k}_z = 0$  plane. The production probability shows peaks around the wavenumber satisfying the perfect tunneling conditions Eqs. (15) and (16) with  $m$  replace by  $k_z$ . In the plane of  $(|\tilde{\mathbf{k}}|, \tilde{k}_z)$ , the perfect tunneling peaks define a circle centered at  $(|\tilde{\mathbf{k}}|, \tilde{k}_z) = (\tilde{A}, 1/8)$  with a radius  $1/8$  and are plotted as black solid curves. We find a crossover in the shape of the perfect tunneling peaks that occurs at

$$\tilde{A}_{\text{co}} = 1/8. \quad (28)$$

For  $\tilde{A} < \tilde{A}_{\text{co}}$  the circle is incomplete and approaches a semicircle in the small  $\tilde{A}$  limit, and for large field  $\tilde{A} \geq \tilde{A}_{\text{co}}$  the circle becomes complete. Remembering the definition of  $\tilde{A}$  given in Eq. (25), the crossover field strength is  $E_{\text{co}} = \frac{1}{8} \frac{(\hbar\Omega)^2}{e\hbar v}$ , where we have temporally recovered the Planck constant. For example, in the case of  $\text{Cd}_3\text{As}_2$ , the velocity parameter is of the order of  $v \sim 10^5 \text{m/s}$  and using  $\hbar = 6.6 \times 10^{-16} \text{eVs}$ , the crossover fields for photon energies  $\hbar\Omega = 1 \text{eV}$  and  $\hbar\Omega = 1 \text{meV}$  are  $E_{\text{co}} \sim 2 \times 10^9 \text{V/m}$  and  $E_{\text{co}} \sim 2 \times 10^3 \text{V/m}$ , respectively. We stress that these parameters for the laser strength are experimentally feasible.

Next, we investigate how this crossover is seen in the physically observable quantities. We plot the total production rate  $\Gamma_{\xi}^{3\text{D}}$  and the chiral current in the  $z$  direction  $J_{\xi}^z$  in Fig. 7(d). The quantities show a power law behavior in the weak and strong field limits with different powers. The change of the power occurs around the crossover field  $\tilde{A} = \tilde{A}_{\text{co}}$  and their asymptotic behaviors are given by

$$\Gamma_{\text{tot}}^{3\text{D}} / \left( \frac{|\Omega|^4}{v^3} \right) \rightarrow \begin{cases} \frac{1}{3(4\pi)^3} \tilde{A}^{1/2} & (\tilde{A}/\tilde{A}_{\text{co}} \ll 1) \\ \frac{2}{(2\pi)^3} \tilde{A}^2 & (\tilde{A}/\tilde{A}_{\text{co}} \gg 1), \end{cases} \quad (29)$$

$$J_5^z / \left( \frac{-e\tau|\Omega|^4}{v^2} \right) \rightarrow \begin{cases} \frac{\text{sgn}(\Omega)}{2(4\pi)^3} \tilde{A}^{1/2} & (\tilde{A}/\tilde{A}_{\text{co}} \ll 1) \\ \frac{\text{sgn}(\Omega)}{(2\pi)^3} \tilde{A}^1 & (\tilde{A}/\tilde{A}_{\text{co}} \gg 1). \end{cases} \quad (30)$$

It is possible to analytically evaluate the asymptotic behaviors using the fact that the distribution around the peak is a Gaussian with a width scaling as  $\tilde{A}^{1/2}$ . The detailed calculation is given in appendix B.

This is a novel nonperturbative crossover which originated from the nonadiabatic geometric effect that has no perturbative analogue. Let us discuss how we can measure the current as well as the crossover in solid state experiments. We have discussed a general theory based on Weyl and Dirac Hamiltonians. There are various material realization of Weyl and Dirac Hamiltonians [52], where the chirality  $\xi$  may correspond to degrees of freedom such as orbitals and spins as well as their mixtures. For example, in  $\text{Co}_3\text{Sn}_2\text{S}_2$  [53]

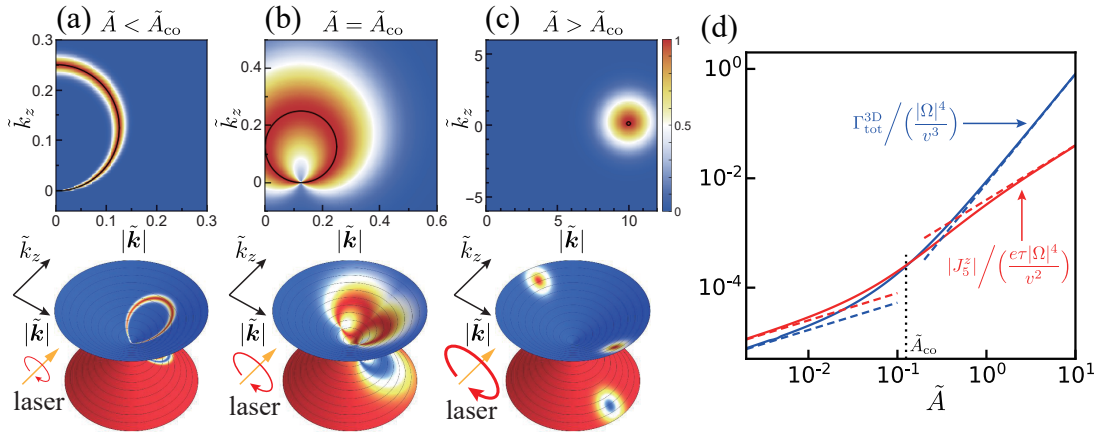


Figure 7: **3D massless Dirac fermion:** (a)-(c) The production probability  $\mathcal{P}_\xi(\tilde{\mathbf{q}})$  for chirality  $\xi = +$  plotted for several field strength parameters (a)  $\tilde{A} = veE/\Omega^2 = 0.001$ , (b)  $\tilde{A} = 1/8$ , and (c)  $\tilde{A} = 10$ . They are rotationally symmetric around the  $\tilde{k}_z$  axis and the probability for particles with chirality  $\xi = -$  is reflected as  $\tilde{k}_z \rightarrow -\tilde{k}_z$ . The solid black curve denotes wavenumber at which perfect tunneling occurs [Eqs. (15) and (16) with  $m$  replace by  $k_z$ ]. The lower panels show the fermion-antifermion pairs on the Weyl cone  $E = \pm\sqrt{|\tilde{\mathbf{q}}|}$  for fixed  $\tilde{k}_y = 0$ . (d) The total production rate and chiral current are plotted as blue and red solid curves while the dashed lines represent their asymptotic power law behavior Eqs. (29) and (30).

the chirality  $\xi$  corresponds to spin [54] and the chiral current  $J_5^z$  can be detected as a spin current. The generation of  $U(1)$  photocurrent due to optical absorption in Weyl semimetals with broken symmetry have been studied in refs. [35, 49–51, 55]. If the Fermi energy is non-zero and the system has finite carrier density, the nonlinear anomalous Hall current [56] can also contribute to the current generation in the  $z$ -direction [57]. The three mechanisms, i.e., tunneling creation, optical absorption, nonperturbative Hall current, have different dependences on the laser and material parameters such as Field strength, photon energy and Fermi energy. The asymptotic behaviors of the physical observables in Eq. (29), (30) is useful in identifying the origin of the photoinduced current.

## 5 Conclusion

We studied the nonadiabatic geometric effects in quantum tunneling and found that they provoke anomalous phenomena such as rectification, perfect tunneling and counterdiabaticity. We derived the tunneling formula describing these effects through the modulation of the effective mass. We studied the implication of nonadiabatic geometric effects in the Schwinger effect, i.e., tunneling creation of carriers, induced by rotating electric fields. Two condensed matter applications are mentioned. One is the valley polarization that can be induced in 2D Dirac materials, and the other is generation of spin (and charge) current in 3D Dirac (and Weyl) materials. Our finding adds another example to the rich nonperturbative phenomena induced by circularly polarized laser in electronic systems [58–64]. Finally, we comment that the interplay between the nonadiabatic geometric effects and interaction is an open problem calling for further study. We point out that there is an interesting resemblance between the phase diagram of the twisted Schwinger effect [Fig. 5(c)] and that of a strongly interacting holographic model [65, 66].

## Acknowledgements

We would like to thank Masamitsu Hayashi, Ryo Shimano, Sota Kitamura, Takahiro Morimoto, Masafumi Udagawa, Francesco Peronaci, Alexandra Landsman, Hamed Koochaki Kelardeh, and Lisa Ortmann for fruitful discussions.

**Funding information** This work was supported by JST CREST Grant No. JPMJCR19T3, Japan. J. W. acknowledges additional support from a Shanghai talent program. The work at Shanghai Jiao Tong University is sponsored by Natural Science Foundation of Shanghai with Grant No. 20ZR1428400 and Shanghai Pujiang Program with Grant No. 20PJ1408100 (JW)

## A Detailed calculations for the 2D Dirac fermions

We consider the Hamiltonian

$$\hat{\mathcal{H}} = v[\xi(k_x - eA \sin q)\hat{\sigma}^x + (k_y + eA \cos q)\hat{\sigma}^y] + m\hat{\sigma}^z.$$

where  $q = \Omega t$ . It is expanded as to  $q$  up to the second order and can be written in the form of Eq. (4) with

$$\begin{aligned}\hat{A} &= m\hat{\sigma}^z + \xi v k_x \hat{\sigma}^x + v(k_y + eA)\hat{\sigma}^y \\ \hat{B} &= -\xi v e A \hat{\sigma}^x \\ \hat{C} &= -v e A \hat{\sigma}^y.\end{aligned}$$

Let us consider the tunneling at  $k_x = 0$ ,  $k_y < 0$  for  $\Omega > 0$  and  $k_x = 0$ ,  $k_y > 0$  for  $\Omega < 0$  (i.e.,  $k_y = -\text{sgn}(\Omega)|\mathbf{k}|$ ) in the time interval of  $-\pi/|\Omega| \leq t \leq \pi/|\Omega|$ . Note that the sign of  $A$  is the same as that of  $\Omega$ . The parameters in Eq. (6) are given as

$$\begin{aligned}m &\rightarrow \sqrt{v^2(-\text{sgn}(\Omega)|\mathbf{k}| + eA)^2 + m^2} \\ v &\rightarrow v e A \\ \kappa_{\parallel} v^2 &\rightarrow \frac{\xi m v e A}{\sqrt{v^2(-\text{sgn}(\Omega)|\mathbf{k}| + eA)^2 + m^2}}.\end{aligned}$$

Since  $F = -\Omega$  and  $E = A\Omega$ , the tunneling probability for twisted Schwinger effect in 2D Dirac fermions is given as

$$\mathcal{P}_{\xi}(\mathbf{k}) = \exp \left[ -\pi \frac{\left( M - \frac{\xi \Omega m}{4M} \right)^2}{v e E} \right], \quad (31)$$

where we defined

$$M = \sqrt{v^2(|\mathbf{k}| - eE/|\Omega|)^2 + m^2}.$$

We investigate the total probability

$$\mathcal{P}_{\xi}^{\text{tot}} \equiv \left( \frac{a}{2\pi} \right)^2 \int d\mathbf{k} \mathcal{P}_{\xi}(\mathbf{k}) = \frac{a^2}{2\pi} \int_0^{\infty} dk k \mathcal{P}_{\xi}(k).$$

below focusing on the case of  $\xi\Omega > 0$ .

### A.1 Low frequency region

When the laser frequency is smaller than double the gap  $|\Omega| < 4m$ ,  $\mathcal{P}_\xi$  shows a peak at  $|k| = eE/|\Omega|$  in the momentum space. Let expand Eq. (31) around  $k = eE/|\Omega|$ . We represent  $k' = k - eE/|\Omega|$ , and since  $vk' \ll m$ , we can approximate as  $(m/M)^2 = (1 + v^2k'^2/m^2)^{-1} \simeq 1 - v^2k'^2/m^2$ . Hence, in the low frequency region,

$$\begin{aligned} \mathcal{P}_\xi(\mathbf{k}) &\simeq \exp \left[ -\frac{\pi}{veE} \left( m^2 + v^2k'^2 - \frac{\xi\Omega m}{2} + \frac{\Omega^2}{16} (1 - v^2k'^2/m^2) \right) \right] \\ &= \exp \left[ -\frac{\pi}{veE} \left\{ v^2 \left( 1 - \frac{\Omega^2}{16m^2} \right) k'^2 + \left( m - \frac{\xi\Omega}{4} \right)^2 \right\} \right], \end{aligned} \quad (32)$$

which is the normal distribution with the standard deviation  $\sqrt{eE/(2\pi v)}(1 - \Omega^2/(16m^2))^{-1/2}$ . When  $\sqrt{eE/(2\pi v)}(1 - \Omega^2/(16m^2))^{-1/2} \ll eE/(|\Omega|)$ ,  $\mathcal{P}_\xi^{\text{tot}}$  can be calculated as

$$\begin{aligned} \mathcal{P}_\xi^{\text{tot}} &\simeq \exp \left[ -\frac{\pi}{veE} \left\{ v^2 \left( 1 - \frac{\Omega^2}{16m^2} \right) k'^2 + \left( m - \frac{\xi\Omega}{4} \right)^2 \right\} \right] \\ &= \frac{eEa^2}{2\pi|\Omega|} \sqrt{\frac{eE}{v}} \left( 1 - \frac{\Omega^2}{16m^2} \right)^{-1/2} \exp \left[ -\frac{\pi}{veE} \left( m - \frac{\xi\Omega}{4} \right)^2 \right]. \end{aligned}$$

Therefore the e-h production rate per unit of time and volume is provided as

$$\Gamma_\xi \equiv \frac{|\Omega|}{2\pi a^2} \mathcal{P}_\xi^{\text{tot}} \simeq \frac{eE}{(2\pi)^2} \sqrt{\frac{eE}{v}} \exp \left[ -\frac{\pi}{veE} \left( m - \frac{\xi\Omega}{4} \right)^2 \right]. \quad (33)$$

### A.2 High frequency region

In the high frequency region  $|\Omega| > 4m$ ,  $\mathcal{P}_\xi(\mathbf{k})$  have peaks at the perfect tunneling points

$$k = \frac{eE}{|\Omega|} \pm \frac{1}{v} \sqrt{m(\xi\Omega/4 - m)}$$

instead of  $k = eE/|\Omega|$ . In the case of strong electric field, however, the broadening of  $\mathcal{P}_\xi(\mathbf{k})$  is much larger than the distance between the perfect tunneling points  $\sqrt{eE/(2\pi v)} \gg \sqrt{m(\xi\Omega/4 - m)}/v$  and the contribution to  $\mathcal{P}_\xi^{\text{tot}}$  mainly comes from  $k < eE/|\Omega| - \sqrt{m(\xi\Omega/4 - m)}/v$  and  $k > eE/|\Omega| + \sqrt{m(\xi\Omega/4 - m)}/v$ , where the approximation Eq. (32) is still valid. Hence the e-h production rate per unit of time and volume is provided by Eq. (33).

In the case of weak electric field, the contribution to  $\mathcal{P}_\xi^{\text{tot}}$  comes from the wavenumber around the perfect tunneling point  $k = eE/(|\Omega|) + \sqrt{m(\xi\Omega/4 - m)}/v$ . By expanding  $\mathcal{P}_\xi(\mathbf{k})$  around this wave number, i.e.,  $k = eE/|\Omega| + \sqrt{m(\xi\Omega/4 - m)}/v + k'$ , we obtain

$$\begin{aligned} \mathcal{P}_\xi(\mathbf{k}) &\simeq \exp \left[ -\xi \frac{4\pi}{veE\Omega m} \left( vk' \sqrt{m(\xi\Omega - 4m)} + v^2k'^2 \right)^2 \right] \\ &\simeq \exp \left[ -\xi \frac{4\pi v}{eE\Omega} (\xi\Omega - 4m) k'^2 \right]. \end{aligned} \quad (34)$$

Thus, by noting  $eE/|\Omega| \ll \sqrt{m(\xi\Omega/4 - m)}/v$ , the total production rate is given as

$$\mathcal{P}_\xi^{\text{tot}} \simeq \frac{a^2}{8\pi v} \sqrt{\xi\Omega m} \sqrt{\frac{eE}{v}}. \quad (35)$$

Thus the e-h production rate per unit of time and volume is given as

$$\Gamma_\xi = \frac{|\Omega|}{(4\pi)^2 v} \sqrt{\xi\Omega m} \sqrt{\frac{eE}{v}}. \quad (36)$$



## B Detailed calculations for the 3D Dirac fermions

In the same way as the 2D case, the tunneling probability for twisted Schwinger effect in 3D Dirac fermions is given as

$$\mathcal{P}_\xi(\tilde{\mathbf{q}}) = \exp \left[ -\pi \frac{\left( M - \frac{\xi \text{sgn}(\Omega) \tilde{k}_z}{4M} \right)^2}{\tilde{A}} \right], \quad (37)$$

with

$$M = \sqrt{(|\tilde{\mathbf{k}}| - \tilde{A})^2 + \tilde{k}_z^2}.$$

Then the e-h production rate per unit time and volume for each chirality is given as

$$\Gamma_\xi^{3D} = \frac{|\Omega|}{2\pi a^3} \left( \frac{a}{2\pi} \right)^3 \int d\mathbf{q} \mathcal{P}_\xi(\mathbf{q}) = \frac{|\Omega|^4}{(2\pi)^4 v^3} \int d\tilde{\mathbf{q}} \mathcal{P}_\xi(\tilde{\mathbf{q}}). \quad (38)$$

We can calculate the total and chiral e-h production rates as  $\Gamma_{\text{tot}}^{3D} = \Gamma_+^{3D} + \Gamma_-^{3D}$  and  $\Gamma_5^{3D} = \Gamma_+^{3D} - \Gamma_-^{3D}$ .

The main contribution to the production rates and currents come from the wavenumbers around the perfect tunneling points

$$|\tilde{\mathbf{k}}| = \tilde{A} \pm \sqrt{\tilde{k}_z(\xi \text{sgn}(\Omega)/4 - \tilde{k}_z)} \quad (\xi \text{sgn}(\Omega)/8 - 1/8 \leq \tilde{k}_z \leq \xi \text{sgn}(\Omega)/8 + 1/8). \quad (39)$$

Equation (39) is rewritten as

$$(|\tilde{\mathbf{k}}| - \tilde{A})^2 + (\tilde{k}_z - \xi \text{sgn}(\Omega)/8)^2 = (1/8)^2,$$

which forms a circle with the center  $(\tilde{A}, \xi \text{sgn}(\Omega)/8)$  and the radius  $1/8$  or a part of it in the  $|\mathbf{k}|-k_z$  space.

### B.1 Weak field regime

In the weak field regime  $\tilde{A} \ll 1/8$ , the contribution mainly comes from the positive sign branch of Eq. (39)  $|\tilde{\mathbf{k}}| = \tilde{A} + \sqrt{\tilde{k}_z(\xi \text{sgn}(\Omega)/4 - \tilde{k}_z)}$ . The tunneling probability can be approximated as

$$\mathcal{P}_\xi(\tilde{\mathbf{q}}) \simeq \exp \left[ -\xi \text{sgn}(\Omega) \frac{4\pi}{\tilde{A}} (\xi \text{sgn}(\Omega) - 4\tilde{k}_z) \tilde{k}'^2 \right], \quad (40)$$

where  $\tilde{k}' = |\tilde{\mathbf{k}}| - \tilde{A} - \sqrt{\tilde{k}_z(\xi \text{sgn}(\Omega)/4 - \tilde{k}_z)}$ . Then we can calculate the production rate Eq. (38) as

$$\begin{aligned} & \Gamma_\xi^{3D} / \left( \frac{|\Omega|^4}{v^3} \right) \\ & \simeq \frac{1}{(2\pi)^4} \int d\tilde{\mathbf{q}} \exp \left[ -\xi \text{sgn}(\Omega) \frac{4\pi}{\tilde{A}} (\xi \text{sgn}(\Omega) - 4\tilde{k}_z) \tilde{k}'^2 \right] \\ & = \frac{1}{2(2\pi)^3} \int_{\xi \text{sgn}(\Omega)/8-1/8}^{\xi \text{sgn}(\Omega)/8+1/8} d\tilde{k}_z \left( \tilde{A} + \sqrt{\tilde{k}_z(\xi \text{sgn}(\Omega)/4 - \tilde{k}_z)} \right) \sqrt{\frac{\tilde{A}}{\xi \text{sgn}(\Omega)(\xi \text{sgn}(\Omega) - 4\tilde{k}_z)}} \\ & \simeq \frac{1}{4(2\pi)^3} \int_{\xi \text{sgn}(\Omega)/8-1/8}^{\xi \text{sgn}(\Omega)/8+1/8} d\tilde{k}_z \sqrt{\xi \text{sgn}(\Omega) \tilde{A} \tilde{k}_z} = \frac{A^{1/2}}{6(4\pi)^3}. \end{aligned} \quad (41)$$

Therefore

$$\Gamma_{\text{tot}}^{3\text{D}} / \left( \frac{|\Omega|^4}{v^3} \right) = \frac{A^{1/2}}{3(4\pi)^3}, \quad \Gamma_5^{3\text{D}} / \left( \frac{|\Omega|^4}{v^3} \right) = 0. \quad (42)$$

For the calculation of currents, noting that

$$|\tilde{\mathbf{k}}|^2 + \tilde{k}_z^2 \simeq \left( \tilde{A} + \sqrt{\tilde{k}_z(\xi \text{sgn}(\Omega)/4 - \tilde{k}_z)} \right)^2 + \tilde{k}_z^2 \simeq \xi \text{sgn}(\Omega) \tilde{k}_z / 4,$$

we can derive

$$\begin{aligned} J_\xi^z / \left( \frac{-e\tau|\Omega|^4}{v^2} \right) &\simeq \frac{4}{(2\pi)^4} \int d\tilde{\mathbf{q}} \xi \text{sgn}(\Omega) \sqrt{\xi \text{sgn}(\Omega) \tilde{k}_z} \mathcal{P}_\xi(\tilde{\mathbf{q}}) \\ &\simeq \frac{1}{(2\pi)^3} \int_{\xi \text{sgn}(\Omega)/8-1/8}^{\xi \text{sgn}(\Omega)/8+1/8} d\tilde{k}_z \tilde{A}^{1/2} \tilde{k}_z = \xi \text{sgn}(\Omega) \frac{\tilde{A}^{1/2}}{4(4\pi)^3} \end{aligned} \quad (43)$$

Therefore

$$J^z / \left( \frac{-e\tau|\Omega|^4}{v^2} \right) = 0, \quad J_5^z / \left( \frac{-e\tau|\Omega|^4}{v^2} \right) = \text{sgn}(\Omega) \frac{\tilde{A}^{1/2}}{2(4\pi)^3}. \quad (44)$$

## B.2 Strong field regime

In the strong field regime  $\tilde{A} \gg 1/8$ , the contribution mainly comes from both sign branches of Eq. (39). The tunneling probability can be approximated as

$$\mathcal{P}_\xi(\tilde{\mathbf{q}}) \simeq \exp \left[ -\frac{\pi}{\tilde{A}} \left\{ \tilde{k}'^2 + \left( \tilde{k}_z - \frac{\xi \text{sgn}(\Omega)}{4} \right)^2 \right\} \right], \quad (45)$$

where  $\tilde{k}' = |\tilde{\mathbf{k}}| - \tilde{A}$ . Then we can calculate the production rate Eq. (38) as

$$\begin{aligned} \Gamma_\xi^{3\text{D}} / \left( \frac{|\Omega|^4}{v^3} \right) &\simeq \frac{1}{(2\pi)^4} \int d\tilde{\mathbf{q}} \exp \left[ -\frac{\pi}{\tilde{A}} \left\{ \tilde{k}'^2 + \left( \tilde{k}_z - \frac{\xi \text{sgn}(\Omega)}{4} \right)^2 \right\} \right] \\ &= \frac{\tilde{A}^{3/2}}{(2\pi)^3} \int_{-\infty}^{\infty} d\tilde{k}_z \exp \left[ -\frac{\pi}{\tilde{A}} \left( \tilde{k}_z - \frac{\xi \text{sgn}(\Omega)}{4} \right)^2 \right] = \frac{A^2}{(2\pi)^3}. \end{aligned} \quad (46)$$

Therefore

$$\Gamma_{\text{tot}}^{3\text{D}} / \left( \frac{|\Omega|^4}{v^3} \right) = \frac{2A^2}{(2\pi)^3}, \quad \Gamma_5^{3\text{D}} / \left( \frac{|\Omega|^4}{v^3} \right) = 0. \quad (47)$$

For the calculation of currents, noting that  $|\tilde{\mathbf{k}}|^2 + \tilde{k}_z^2 \simeq \tilde{A}^2$ , we can derive

$$\begin{aligned} J_\xi^z / \left( \frac{-e\tau|\Omega|^4}{v^2} \right) &\simeq \frac{2}{(2\pi)^4 \tilde{A}} \int d\tilde{\mathbf{q}} \tilde{k}_z \mathcal{P}_\xi(\tilde{\mathbf{q}}) \\ &\simeq \frac{2\tilde{A}^{1/2}}{(2\pi)^3} \int_{-\infty}^{\infty} d\tilde{k}_z \tilde{k}_z \exp \left[ -\frac{\pi}{\tilde{A}} \left( \tilde{k}_z - \frac{\xi \text{sgn}(\Omega)}{4} \right)^2 \right] = \xi \text{sgn}(\Omega) \frac{\tilde{A}}{2(2\pi)^3} \end{aligned} \quad (48)$$

Therefore

$$J^z / \left( \frac{-e\tau|\Omega|^4}{v^2} \right) = 0, \quad J_5^z / \left( \frac{-e\tau|\Omega|^4}{v^2} \right) = \text{sgn}(\Omega) \frac{\tilde{A}}{(2\pi)^3}. \quad (49)$$

## References

- [1] M. V. Berry, *Quantal phase factors accompanying adiabatic changes*, Proc. R. Soc. Lond. A **392**, 45 (1984).
- [2] D. Xiao, M.-C. Chang and Q. Niu, *Berry phase effects on electronic properties*, Rev. Mod. Phys. **82**, 1959 (2010), doi:10.1103/RevModPhys.82.1959.
- [3] D. J. Thouless, M. Kohmoto, M. P. Nightingale and M. den Nijs, *Quantized Hall conductance in a two-dimensional periodic potential*, Phys. Rev. Lett. **49**, 405 (1982), doi:10.1103/PhysRevLett.49.405.
- [4] M. Kohmoto, *Topological invariant and the quantization of the Hall conductance*, Ann. Phys. **160**(2), 343 (1985), doi:https://doi.org/10.1016/0003-4916(85)90148-4.
- [5] M. V. Berry, *Geometric amplitude factors in adiabatic quantum transitions*, Proc. Roy. Soc. Lond. A **430**(1879), 405 (1990), doi:10.1098/rspa.1990.0096.
- [6] K. Nakamura and S. A. Rice, *Nonadiabatic transitions and gauge structure*, Phys. Rev. A **49**, R2217 (1994), doi:10.1103/PhysRevA.49.R2217.
- [7] D. Bouwmeester, G. P. Karman, N. H. Dekker, C. A. Schrama and J. P. Woerdman, *Observation of the geometric amplitude factor in an optical system*, J. Mod. Opt. **43**(10), 2087 (1996), doi:10.1080/09500349608232872.
- [8] M. Demirplak and S. A. Rice, *Adiabatic population transfer with control fields*, J. Phys. Chem. A **107**(46), 9937 (2003).
- [9] M. V. Berry, *Transitionless quantum driving*, J. Phys. A: Math. and Theor. **42**(36), 365303 (2009), doi:10.1088/1751-8113/42/36/365303.
- [10] A. del Campo, *Shortcuts to adiabaticity by counterdiabatic driving*, Phys. Rev. Lett. **111**, 100502 (2013), doi:10.1103/PhysRevLett.111.100502.
- [11] J. Schwinger, *On gauge invariance and vacuum polarization*, Phys. Rev. **82**, 664 (1951), doi:10.1103/PhysRev.82.664.
- [12] F. Sauter, *Über das Verhalten eines Elektrons im homogenen elektrischen Feld nach der relativistischen Theorie Diracs*, Z. Phys. **69**(11), 742 (1931), doi:10.1007/BF01339461.
- [13] W. Heisenberg and H. Euler, *Folgerungen aus der Diracschen Theorie des Positrons*, Z. Phys. **98**(11), 714 (1936), doi:10.1007/BF01343663.
- [14] C. Zener, *A theory of the electrical breakdown of solid dielectrics*, Proc. Roy. Soc. Lond. A **145**(855), 523 (1934).
- [15] E. Kane, *Zener tunneling in semiconductors*, J. Phys. Chem. Sol. **12**(2), 181 (1960), doi:https://doi.org/10.1016/0022-3697(60)90035-4.
- [16] T. Oka, R. Arita and H. Aoki, *Breakdown of a Mott insulator: A nonadiabatic tunneling mechanism*, Phys. Rev. Lett. **91**, 066406 (2003), doi:10.1103/PhysRevLett.91.066406.
- [17] T. Oka and H. Aoki, *Ground-state decay rate for the Zener breakdown in band and Mott insulators*, Phys. Rev. Lett. **95**, 137601 (2005), doi:10.1103/PhysRevLett.95.137601.

- [18] T. Oka, *Nonlinear doublon production in a mott insulator: Landau-Dykhne method applied to an integrable model*, Phys. Rev. B **86**, 075148 (2012), doi:10.1103/PhysRevB.86.075148.
- [19] E. Brezin and C. Itzykson, *Pair production in vacuum by an alternating field*, Phys. Rev. D **2**, 1191 (1970), doi:10.1103/PhysRevD.2.1191.
- [20] V. S. Popov, *The imaginary time method for periodic fields*, Sov. J. Nucl. Phys. **19**, 584 (1974).
- [21] R. Schützhold, H. Gies and G. Dunne, *Dynamically assisted schwinger mechanism*, Phys. Rev. Lett. **101**, 130404 (2008), doi:10.1103/PhysRevLett.101.130404.
- [22] F. Krausz and M. Ivanov, *Attosecond physics*, Rev. Mod. Phys. **81**, 163 (2009), doi:10.1103/RevModPhys.81.163.
- [23] L. Keldysh, *Ionization in the field of a strong electromagnetic wave*, Sov. Phys. JETP **20**(5), 1307 (1965).
- [24] A. Blinne and H. Gies, *Pair production in rotating electric fields*, Phys. Rev. D **89**, 085001 (2014), doi:10.1103/PhysRevD.89.085001.
- [25] H. K. Kelardeh, M. Eidi, T. Oka and J. M. Rost, *Photoinduced nonperturbative valley polarization in graphene* (2021), 2012.14025.
- [26] S. Kitamura, N. Nagaosa and T. Morimoto, *Nonreciprocal Landau-Zener tunneling*, Commun. Phys. **3**(1), 1 (2020).
- [27] J. Karch, P. Olbrich, M. Schmalzbauer, C. Zoth, C. Brinsteiner, M. Fehrenbacher, U. Wurstbauer, M. M. Glazov, S. A. Tarasenko, E. L. Ivchenko, D. Weiss, J. Eroms *et al.*, *Dynamic Hall effect driven by circularly polarized light in a graphene layer*, Phys. Rev. Lett. **105**, 227402 (2010), doi:10.1103/PhysRevLett.105.227402.
- [28] Y. H. Wang, H. Steinberg, P. Jarillo-Herrero and N. Gedik, *Observation of Floquet-Bloch states on the surface of a topological insulator*, Science **342**(6157), 453 (2013), doi:10.1126/science.1239834.
- [29] J. W. McIver, B. Schulte, F.-U. Stein, T. Matsuyama, G. Jotzu, G. Meier and A. Cavalleri, *Light-induced anomalous Hall effect in graphene*, Nat. Phys. **16**(1), 38 (2020).
- [30] G. Jotzu, M. Messer, R. Desbuquois, M. Lebrat, T. Uehlinger, D. Greif and T. Esslinger, *Experimental realization of the topological haldane model with ultracold fermions*, Nature **515**(7526), 237 (2014).
- [31] V. Voronyuk, V. D. Toneev, W. Cassing, E. L. Bratkovskaya, V. P. Konchakovski and S. A. Voloshin, *Electromagnetic field evolution in relativistic heavy-ion collisions*, Phys. Rev. C **83**, 054911 (2011), doi:10.1103/PhysRevC.83.054911.
- [32] W. Yao, D. Xiao and Q. Niu, *Valley-dependent optoelectronics from inversion symmetry breaking*, Phys. Rev. B **77**, 235406 (2008), doi:10.1103/PhysRevB.77.235406.
- [33] D. Xiao, G.-B. Liu, W. Feng, X. Xu and W. Yao, *Coupled spin and valley physics in monolayers of MoS<sub>2</sub> and other group-vi dichalcogenides*, Phys. Rev. Lett. **108**, 196802 (2012), doi:10.1103/PhysRevLett.108.196802.

- [34] P. Hosur, *Circular photogalvanic effect on topological insulator surfaces: Berry-curvature-dependent response*, Phys. Rev. B **83**, 035309 (2011), doi:10.1103/PhysRevB.83.035309.
- [35] F. de Juan, A. G. Grushin, T. Morimoto and J. E. Moore, *Quantized circular photogalvanic effect in weyl semimetals*, Nat. Commun. **8**(1), 1 (2017).
- [36] J. E. Sipe and A. I. Shkrebtii, *Second-order optical response in semiconductors*, Phys. Rev. B **61**, 5337 (2000), doi:10.1103/PhysRevB.61.5337.
- [37] L. D. Landau, *Zur theorie der energieübertragung. ii*, Phys. Z. Sowjet. **2**, 46 (1932).
- [38] A. M. Dykhne, *Adiabatic perturbation of discrete spectrum states*, Sov. Phys. JETP **14**(4), 941 (1962).
- [39] J. P. Davis and P. Pechukas, *Nonadiabatic transitions induced by a time-dependent hamiltonian in the semiclassical/adiabatic limit: The two-state case*, J. Chem. Phys. **64**(8), 3129 (1976), doi:10.1063/1.432648.
- [40] J.-d. Wu, M.-s. Zhao, J.-l. Chen and Y.-d. Zhang, *Adiabatic condition and quantum geometric potential*, Phys. Rev. A **77**, 062114 (2008), doi:10.1103/PhysRevA.77.062114.
- [41] C. Xu, J. Wu and C. Wu, *Quantized interlevel character in quantum systems*, Phys. Rev. A **97**, 032124 (2018), doi:10.1103/PhysRevA.97.032124.
- [42] A. Rycerz, J. Tworzydło and C. Beenakker, *Valley filter and valley valve in graphene*, Nat. Phys. **3**(3), 172 (2007).
- [43] J. R. Schaibley, H. Yu, G. Clark, P. Rivera, J. S. Ross, K. L. Seyler, W. Yao and X. Xu, *Valleytronics in 2d materials*, Nat. Rev. Mater. **1**(11), 16055 (2016).
- [44] K. F. Mak, K. He, J. Shan and T. F. Heinz, *Control of valley polarization in monolayer MoS<sub>2</sub> by optical helicity*, Nat. Nanotechnol. **7**(8), 494 (2012).
- [45] T. Cao, G. Wang, W. Han, H. Ye, C. Zhu, J. Shi, Q. Niu, P. Tan, E. Wang, B. Liu and J. Feng, *Valley-selective circular dichroism of monolayer molybdenum disulphide*, Nat. Commun. **3**(1), 1 (2012).
- [46] H. Zeng, J. Dai, W. Yao, D. Xiao and X. Cui, *Valley polarization in MoS<sub>2</sub> monolayers by optical pumping*, Nat. Nanotechnol. **7**(8), 490 (2012).
- [47] A. M. Jones, H. Yu, N. J. Ghimire, S. Wu, G. Aivazian, J. S. Ross, B. Zhao, J. Yan, D. G. Mandrus, D. Xiao, W. Yao and X. Xu, *Optical generation of excitonic valley coherence in monolayer WSe<sub>2</sub>*, Nat. Nanotechnol. **8**(9), 634 (2013).
- [48] H. K. Kelardeh, V. Apalkov and M. I. Stockman, *Attosecond strong-field interferometry in graphene: Chirality, singularity, and berry phase*, Phys. Rev. B **93**, 155434 (2016), doi:10.1103/PhysRevB.93.155434.
- [49] C.-K. Chan, N. H. Lindner, G. Refael and P. A. Lee, *Photocurrents in Weyl semimetals*, Phys. Rev. B **95**, 041104 (2017), doi:10.1103/PhysRevB.95.041104.
- [50] Q. Ma, S.-Y. Xu, C.-K. Chan, C.-L. Zhang, G. Chang, Y. Lin, W. Xie, T. Palacios, H. Lin, S. Jia, P. A. Lee, P. Jarillo-Herrero *et al.*, *Direct optical detection of weyl fermion chirality in a topological semimetal*, Nat. Phys. **13**(9), 842 (2017), doi:10.1038/nphys4146.

- [51] G. Chang, J.-X. Yin, T. Neupert, D. S. Sanchez, I. Belopolski, S. S. Zhang, T. A. Cochran, Z. c. v. b. a. Chéng, M.-C. Hsu, S.-M. Huang, B. Lian, S.-Y. Xu *et al.*, *Unconventional photocurrents from surface fermi arcs in topological chiral semimetals*, Phys. Rev. Lett. **124**, 166404 (2020), doi:10.1103/PhysRevLett.124.166404.
- [52] N. P. Armitage, E. J. Mele and A. Vishwanath, *Weyl and dirac semimetals in three-dimensional solids*, Rev. Mod. Phys. **90**, 015001 (2018), doi:10.1103/RevModPhys.90.015001.
- [53] E. Liu, Y. Sun, N. Kumar, L. Muechler, A. Sun, L. Jiao, S.-Y. Yang, D. Liu, A. Liang, Q. Xu, J. Kroder, V. Sus *et al.*, *Giant anomalous Hall effect in a ferromagnetic kagome-lattice semimetal*, Nat. Phys. **14**(11), 1125 (2018).
- [54] A. Ozawa and K. Nomura, *Two-orbital effective model for magnetic weyl semimetal in kagome-lattice shandite*, Journal of the Physical Society of Japan **88**(12), 123703 (2019), doi:10.7566/JPSJ.88.123703, <https://doi.org/10.7566/JPSJ.88.123703>.
- [55] G. B. Osterhoudt, L. K. Diebel, M. J. Gray, X. Yang, J. Stanco, X. Huang, B. Shen, N. Ni, P. J. Moll, Y. Ran and K. S. Burch, *Colossal mid-infrared bulk photovoltaic effect in a type-i weyl semimetal*, Nat. Mater. **18**(5), 471 (2019).
- [56] I. Sodemann and L. Fu, *Quantum nonlinear Hall effect induced by Berry curvature dipole in time-reversal invariant materials*, Phys. Rev. Lett. **115**, 216806 (2015), doi:10.1103/PhysRevLett.115.216806.
- [57] R. M. A. Dantas, Z. Wang, P. Surówka and T. Oka, *Nonperturbative topological current in weyl and dirac semimetals in laser fields* (2020), 2008.04331.
- [58] T. Oka and H. Aoki, *Photovoltaic Hall effect in graphene*, Phys. Rev. B **79**, 081406 (2009), doi:10.1103/PhysRevB.79.081406.
- [59] T. Kitagawa, T. Oka, A. Brataas, L. Fu and E. Demler, *Transport properties of nonequilibrium systems under the application of light: Photoinduced quantum Hall insulators without Landau levels*, Phys. Rev. B **84**, 235108 (2011), doi:10.1103/PhysRevB.84.235108.
- [60] N. H. Lindner, G. Refael and V. Galitski, *Floquet topological insulator in semiconductor quantum wells*, Nat. Phys. **7**(6), 490 (2011).
- [61] R. Wang, B. Wang, R. Shen, L. Sheng and D. Y. Xing, *Floquet Weyl semimetal induced by off-resonant light*, Europhys. Lett. **105**(1), 17004 (2014), doi:10.1209/0295-5075/105/17004.
- [62] S. Ebihara, K. Fukushima and T. Oka, *Chiral pumping effect induced by rotating electric fields*, Phys. Rev. B **93**, 155107 (2016), doi:10.1103/PhysRevB.93.155107.
- [63] C.-K. Chan, P. A. Lee, K. S. Burch, J. H. Han and Y. Ran, *When chiral photons meet chiral fermions: Photoinduced anomalous Hall effects in Weyl semimetals*, Phys. Rev. Lett. **116**, 026805 (2016), doi:10.1103/PhysRevLett.116.026805.
- [64] L. Bucciantini, S. Roy, S. Kitamura and T. Oka, *Emergent Weyl nodes and Fermi arcs in a Floquet Weyl semimetal*, Phys. Rev. B **96**, 041126 (2017), doi:10.1103/PhysRevB.96.041126.
- [65] K. Hashimoto, S. Kinoshita, K. Murata and T. Oka, *Holographic Floquet states I: a strongly coupled Weyl semimetal*, JHEP **2017**(5), 127 (2017).

- [66] S. Kinoshita, K. Murata and T. Oka, *Holographic Floquet states II: Floquet condensation of vector mesons in nonequilibrium phase diagram*, JHEP **2018**(6), 96 (2018).