

# On the use of the Operator Product Expansion in finite-energy sum rules for light-quark correlators

Diogo Boito,<sup>1,2</sup> Maarten Golterman,<sup>3,4\*</sup> Kim Maltman<sup>5,6</sup> and Santiago Peris,<sup>4</sup>

1 Instituto de Física de São Carlos, Universidade de São Paulo, CP 369, 13560-970, São Carlos, SP, Brazil

2 University of Vienna, Faculty of Physics, Boltzmannngasse 5, A-1090 Wien, Austria

3 Department of Physics and Astronomy, San Francisco State University, San Francisco, CA 94132, USA

4 Department of Physics and IFAE-BIST, Universitat Autònoma de Barcelona E-08193 Bellaterra, Barcelona, Spain

5 Department of Mathematics and Statistics, York University, Toronto, ON Canada M3J 1P3

6 CSSM, University of Adelaide, Adelaide, SA 5005 Australia

\* maarten@sfsu.edu

December 14, 2021

*16th International Workshop on Tau Lepton Physics (TAU2021),  
September 27 – October 1, 2021  
doi:10.21468/SciPostPhysProc.?*

## Abstract

Tau-based finite-energy sum-rule (FESR) analyses often assume that scales  $s_0 \sim m_\tau^2$  are large enough that (i) integrated duality violations (DVs) can be neglected, and (ii) contributions from non-perturbative OPE condensates of dimension  $D$  scale as  $(\Lambda_{\text{QCD}}/m_\tau)^D$ , allowing the OPE series to be truncated at low dimension. The latter assumption is not necessarily valid since the OPE series is not convergent, while the former is open to question given experimental results for the electromagnetic,  $I = 1$  vector ( $V$ ),  $I = 1$  axial vector ( $A$ ) and  $I = 1$   $V+A$  current spectral functions, which show DV oscillations with amplitudes comparable in size to the corresponding  $\alpha_s$ -dependent perturbative contributions at  $s \sim 2 - 3 \text{ GeV}^2$ . Here, we discuss recently introduced new tools for assessing the numerical relevance of omitted higher- $D$  OPE contributions. Applying these to the “truncated OPE” strategy used in Refs. [1, 2] and earlier work by the same authors, we find that this strategy fails to yield reliable results for the strong coupling from hadronic  $\tau$  decays.

---

## Contents

1	Introduction	2
2	The truncated-OPE strategy	3
3	Tests of the truncated-OPE strategy on data for $e^+e^- \rightarrow \text{hadrons}$	4
4	Conclusion	5
	References	8

## 1 Introduction

The determination of the strong coupling  $\alpha_s$  from hadronic  $\tau$  decays is interesting for two important reasons: (i) In principle, a high precision can be reached, if we “normalize” a determination at the  $\tau$  mass scale by evolving the coupling to the  $Z$  mass, and (ii) because of the low scale set by the  $\tau$  mass, it provides a direct test of the running of the coupling predicted by QCD. However, at the same time, the strong coupling at the  $\tau$  mass,  $\alpha_s(m_\tau)$ , is rather large (of order 0.3 in the  $\overline{\text{MS}}$  scheme), and non-perturbative effects threaten to contaminate the extraction of  $\alpha_s(m_\tau)$  from experimental data. It is thus important to introduce methods to quantify such contamination, and to test the resulting strategies for their reliability. In this talk, we discuss the “truncated OPE” (tOPE) strategy [3], which has most recently been used in Refs. [1, 2]. We will demonstrate that this strategy leads to results with unquantifiable systematic errors at the scale of the current desired level of precision, and hence should no longer be used.

The determination of  $\alpha_s(m_\tau)$  starts by considering finite-energy sum rules (FESRs) of the form<sup>1</sup>

$$\int_0^\infty ds s^n \rho(s) = -\frac{1}{2\pi i} \oint_{|z|=s_0} dz z^n \Pi(z), \quad (1)$$

where  $\Pi(z)$  is the (scalar) vacuum polarization obtained from the  $V + A$  non-strange  $I = 1$  or the electro-magnetic (EM) spectral function  $\rho(s)$  (with  $s = q^2 > 0$ ), and the contour  $|z| = s_0$  is a circle in the complex  $q^2 = z$  plane around the origin with radius  $s_0$ , which, if  $\rho(s)$  is obtained from hadronic  $\tau$  decays, is bounded from above by the  $\tau$  mass,  $s_0 \leq m_\tau^2$ .

Equation (1) is exact. To proceed, we then approximate

$$\Pi(z) = \Pi_{\text{pert.}}(z) + \Pi_{\text{OPE}}(z) + \Pi_{\text{DV}}(z), \quad (2)$$

where  $\Pi_{\text{pert.}}(z)$  is the perturbative part, for which a five-loop expression exists [5],  $\Pi_{\text{OPE}}(z)$  is the operator-product-expansion (OPE) part,<sup>2</sup>

$$\Pi_{\text{OPE}}(q^2) = \frac{C_4}{(q^2)^2} - \frac{C_6}{(q^2)^3} + \frac{C_8}{(q^2)^4} + \dots, \quad (3)$$

and  $\Pi_{\text{DV}}(z)$  is the part violating quark-hadron duality, which is not captured by the OPE [7].

The existence of a duality-violating (DV) part is closely related to the fact that the OPE is not convergent; rather it is (at best) an asymptotic expansion. According to expectations, the DV part, which physically represents the oscillations about perturbative expectations associated with the presence of resonances visible in the spectral function, decreases exponentially with  $q^2$ , *i.e.*, non-perturbatively in the OPE expansion parameter  $1/q^2$ . We note that the weight  $z^n$  in Eq. (1) picks out the term proportional to  $1/q^{2(n+1)}$  in the OPE—this will be important in what follows.

While the DV part is exponentially suppressed, the data are limited to  $s \leq m_\tau^2$ , and we are forced to consider the possibility that they may not be negligible. In this respect, it is instructive to consider Fig. 1. The oscillations in the spectral function (red data points) represent the

<sup>1</sup>For a more detailed description of our use of FESRs, see Ref. [4] and references therein.

<sup>2</sup>For the non-strange channel, the  $D = 2$  term proportional to the square of the light quark masses can be safely neglected. We have also checked that the logarithmic dependence of the  $C_D$  on  $q^2$  can be neglected [6].

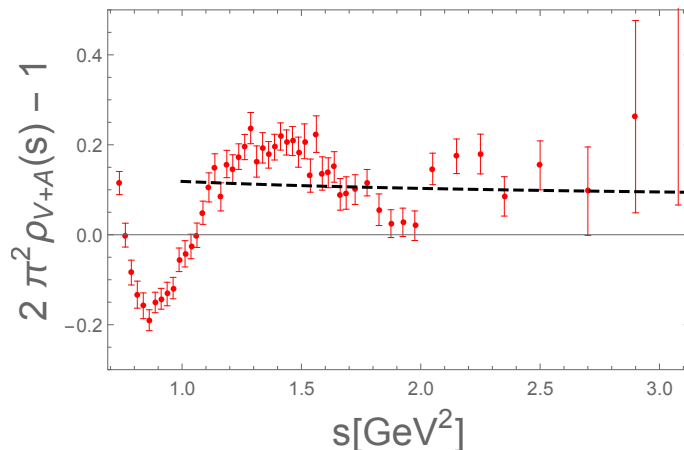


Figure 1: Blow-up of the ALEPH data (red data points) [1] in the large- $s$  region of the  $V+A$  non-strange spectral function. What is shown is  $2\pi^2\rho_{V+A}-1$ , *i.e.*, the dynamical QCD contribution to the spectral distribution. Black dashed line: perturbation theory, also with the parton-model contribution subtracted. Figure from Ref. [4].

presence of resonances, and are not captured by the OPE (black dashed curve). It is clear that DVs, which represent the oscillations of the data around the dashed curve, are not a small part of the dynamical QCD contribution to the spectral function in this region. Note that in order to make this comparison, one should subtract the parton-model contribution to the spectral function, as it is independent of  $\alpha_s$  and thus not part of the dynamics produced by QCD.

## 2 The truncated-OPE strategy

Two different strategies have been developed to deal with the non-perturbative contamination, *i.e.*, the  $D > 0$  terms in the OPE and DVs: the tOPE strategy, and the “DV-model” strategy.<sup>3</sup> For the latter, we refer to Boito’s talk at this workshop [9]; the most recent application of the DV-model strategy can be found in Ref. [10].

The assumptions underlying the tOPE strategy are the following. First, DVs are neglected, but the dangerous region, where the circular contour on the right-hand side of Eq. (1) crosses the positive real axis, is suppressed by combining the weights of Eq. (1) into polynomials with multiple zeroes at  $s = s_0$ . These multiple zeroes are thus introduced to suppress DVs, at the intersection of the contour on the right-hand side of Eq. (1) with the positive real axis. Furthermore,  $s_0$  is typically chosen equal to  $m_\tau^2$ , in order to keep values of  $\alpha_s(s_0)$  appearing in the fit as small as possible.

In implementations of the tOPE strategy in the literature, these polynomials have degrees varying between 3 and 7. This implies that OPE terms up to order  $D = 16$  contribute to the right-hand side of Eq. (1), and one thus would have to fit  $\alpha_s(m_\tau)$  as well as  $C_{4,6,8,10,12,14,16}$ , eight parameters in total. However, the number of independent polynomials of maximal degree 7 with at least two zeroes at  $s = s_0$  is smaller than eight, and thus, necessarily, a number of parameters have to be set equal to zero by hand.

One such set of polynomials, used in Ref. [2] and referred to as “optimal” there, is the set

$$w_{2n} = 1 - (n+2)x^{n+1} + (n+1)x^{n+2}, \quad n = 1, \dots, 5, \quad (4)$$

with  $x = s/s_0$ . These weights have a double zero at  $s = s_0$  (they are “doubly pinched”), and

<sup>3</sup>A variant of the tOPE strategy can be found in Ref. [8].

probe  $\alpha_s(s_0)$  as well as  $C_{6,8,10,12,14,16}$ . With five weights, and taking  $s_0 = m_\tau^2$ , one has five data points, which leads to the choice to set  $C_{12} = C_{14} = C_{16} = 0$ , so that one has four parameters for a fit to five data points,<sup>4</sup> Different, but similar, sets of weights have been considered in Ref. [2] as well as in our analysis of this strategy [4]. Here we will only discuss the set (4), as the conclusions from our more extensive study of other sets of weights is the same. Finally, in the tOPE strategy, one primarily considers the  $V + A$  channel, as DV and OPE-truncation effects are argued to be less severe in  $V + A$  than in the  $V$  or  $A$  channels separately.

In a first look at the tOPE strategy, let us compare two choices for the OPE coefficients  $C_{12}$ ,  $C_{14}$ , and  $C_{16}$ , which are not part of the fit, and for which thus *a priori* values have to be chosen. We compare the choice of Refs. [1, 2], which effectively sets  $C_{12} = C_{14} = C_{16} = 0$  (choice 1), with choice 2:

$$C_{12} = 0.161 \text{ GeV}^{12}, \quad C_{14} = -0.17 \text{ GeV}^{14}, \quad C_{16} = -0.55 \text{ GeV}^{16}. \quad (5)$$

This choice is equally arbitrary, but equally reasonable. The results of applying the tOPE strategy with either of these two choices are:

	$\alpha_s(m_\tau)$	$C_6 \text{ (GeV}^6\text{)}$	$C_8 \text{ (GeV}^8\text{)}$	$C_{10} \text{ (GeV}^{10}\text{)}$	$\chi^2/\text{dof}$
choice 1	0.317(3)	0.0014(4)	-0.0010(5)	0.0004(3)	1.26/4
choice 2	0.295(4)	-0.0130(4)	0.0356(5)	-0.0836(3)	1.09/1

(6)

The fits were done with FOPT [4], and only the fit errors are shown. The OPE coefficients in Eqs. (5) and (6) are very reasonable, increasing in absolute value with the order in the OPE, but consistent with it being an asymptotic expansion.

Clearly, the choice-1 and choice-2 fits are inconsistent, and lead to values of  $\alpha_s(m_\tau)$  which are about 7% apart; this is about double the total error quoted in Ref. [2]. Moreover, there is no way to tell which of these two fits is closer to the truth; in fact, both fits may be wrong.

### 3 Tests of the truncated-OPE strategy on data for $e^+e^- \rightarrow \text{hadrons}$

In order to probe this unsatisfactory state of affairs in more detail, we will apply the tOPE strategy next to  $R$ -ratio data obtained from  $e^+e^- \rightarrow \text{hadrons}$ . The key observation is, of course, that if the tOPE strategy works at  $s_0 = m_\tau^2$ , as necessitated with data from  $\tau$  decays, it should certainly work at  $s_0 > m_\tau^2$ , where  $R$ -ratio data are available.

There are, of course, differences with the  $\tau$ -based approach. First,  $e^+e^- \rightarrow \text{hadrons}$  only gives access to  $V$  channel data, whereas it is advocated to apply the tOPE strategy to  $V + A$ . However, Refs. [1, 2] find that the tOPE strategy applied to the  $V$  channel  $\tau$ -decay data yields results consistent with those from  $V + A$ , with equally good fit qualities. Another difference is that  $R$ -ratio data contain an  $I = 0$  component, in addition to the  $I = 1$  component related to the  $\tau$ -based  $V$  spectral function. However, the  $I = 0$  component is an  $SU(3)$ -flavor partner of the  $I = 1$  component, and it is known that the strange quark mass that breaks  $SU(3)$  has a very small effect on  $\alpha_s$  [11]. We thus conclude that lessons learned from applying the tOPE strategy to  $R$ -ratio data are relevant for the application to  $\tau$ -based analyses as well. Below we will use  $R$ -ratio data from Refs. [12, 13].

First, we repeat the fit with weights (4) at  $s_0 \approx m_\tau^2$ , now using the  $R$ -ratio data. We find<sup>5</sup>

$$\begin{aligned} \chi^2 \text{ fit : } & \alpha_s(m_\tau) = 0.308(4), \quad p\text{-value} = 2 \times 10^{-15}, \\ \text{diagonal fit : } & \alpha_s(m_\tau) = 0.245(10). \end{aligned} \quad (7)$$

<sup>4</sup>The weights of Eq. (4) do not project on the  $D = 4$  term in the OPE.

<sup>5</sup>We omit results for the OPE coefficients  $C_{D>0}$  for this discussion.

This is clearly a disaster. We note that a diagonal fit uses a diagonal fit quality, but takes the full data covariance matrix into account for error propagation; for more detail on this, see Refs. [6, 14]. Next, let us take  $s_0$  larger: if we take  $s_0 = 3.6 \text{ GeV}^2$ , the  $p$ -value of the  $\chi^2$  fit becomes larger than 10%. In fact, at  $s_0 = 3.6 \text{ GeV}^2$ , we find

$$\begin{aligned} \chi^2 \text{ fit : } \quad \alpha_s(m_\tau) &= 0.264(5) , & p\text{-value} &= 0.41 , \\ \text{diagonal fit : } \quad \alpha_s(m_\tau) &= 0.256(12) . \end{aligned} \quad (8)$$

This is a clear improvement, but it yields a very low value for  $\alpha_s$ : at the  $Z$  mass, this would translate into  $\alpha_s(m_Z) = 0.110$ ! Other sets of weights considered in Refs. [1, 2] lead to very similar results. For more details, we refer to Ref. [14].

One might argue that the tests of Eqs. (7,8) are possibly somewhat inconclusive. However, the  $R$ -ratio data allow us to subject the tOPE strategy to a more stringent test, by considering the  $s_0$  dependence of tOPE-based fits. Again, the simple observation is that if the tOPE strategy works at values of  $s_0 \geq m_\tau^2$ , there should be a good match between theory and experiment for *all* values of  $s_0 \geq m_\tau^2$ . Figure 2 shows the left-hand side and the right-hand side of Eq. (1) obtained in tOPE  $\chi^2$  fits employing optimal weights at a fixed  $s_0 \equiv s_0^* = 3.6 \text{ GeV}^2$ , as a function of  $s_0$ . While superficially, one might conclude that the agreement between experiment (left-hand side of Eq. (1)) and theory (right-hand side Eq. (1)) as a function of  $s_0$  is not unreasonable, this is not actually the case. In fact, it is not easy to judge the level of agreement visually, as there are strong correlations, both between the spectral integrals at different  $s_0$ , between the fitted theory integrals at different  $s_0$ , and between the theory integrals and the spectral integrals used to fit the parameters of the theory representation. A careful look reveals a possible sign of trouble: clearly the slopes of the fit curves at  $s_0 > s_0^*$  are rather different than the corresponding slopes in the data, for the weights  $w_{23}$ ,  $w_{24}$  and  $w_{25}$ .

Whether this difference in slopes is statistically significant or not can be investigated by considering the double differences

$$\Delta^{(2)}(s_0; s_0^*) = [I_w^{\text{th}}(s_0) - I_w^{\text{exp}}(s_0)] - [I_w^{\text{th}}(s_0^*) - I_w^{\text{exp}}(s_0^*)] , \quad (9)$$

where  $I_w^{\text{exp}}(s_0)$  denotes the left-hand side of Eq. (1) for polynomial weight  $w$ , and  $I_w^{\text{th}}(s_0)$  denotes the right-hand side of Eq. (1). These double differences compare theory (*i.e.*, the fits) with experiment, relative to a reference value  $s_0^*$ . Of course, it is important, in computing these double differences, to take all correlations, including those between data and fitted parameters, into account. These double differences should be consistent with zero for the tOPE strategy to pass this type of test.

Figure 3 shows the double differences for the fits shown in Fig. 2. Clearly, for at least the weights  $w_{23}$ ,  $w_{24}$  and  $w_{25}$ , they are very far from consistent with zero, for values of  $s_0$  on both sides of  $s_0^*$ . (By construction, the double differences vanish exactly at  $s_0 = s_0^*$ .) From these (and other, see Ref. [14])  $R$ -ratio based tests, we conclude that the tOPE strategy fails. Because of the close similarity between the EM and  $\tau$ -based spectral functions, it is clear that also for hadronic  $\tau$  decays, the tOPE cannot be trusted to yield reliable results.

## 4 Conclusion

Since the  $\tau$  mass is relatively light, one has deal with the question of possible non-perturbative contamination in any strategy to determine the strong coupling from hadronic  $\tau$ -decay data. In order to do this, assumptions are needed, and these assumptions need to be tested. Here we considered the truncated-OPE strategy, in which the main assumption is that higher-order terms in the OPE can be neglected, and thus effectively be set equal to zero. This constitutes an

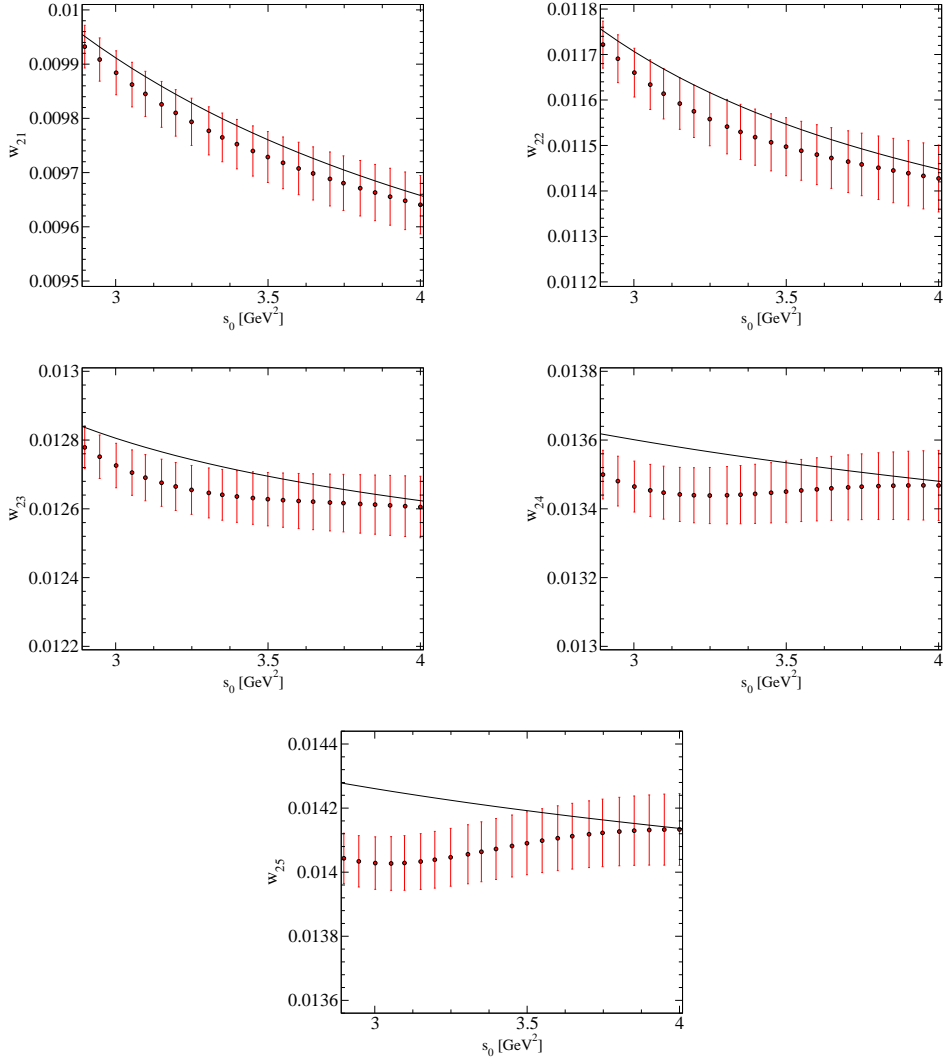


Figure 2: tOPE fits using optimal weights with  $s_0 = s_0^* = 3.6 \text{ GeV}^2$  in Eq. (1). The red data points show the left-hand side of Eq. (1) for each weight; the black curves show the fits of the right-hand side. Figure from Ref. [14].

arbitrary choice, and it is particularly dangerous, given the asymptotic nature of the OPE, when working with FESRs involving weights for which unsuppressed contributions of high dimension are in principle present. We carried out several tests of the tOPE strategy, quantitatively probing the validity of the assumption made about the OPE.

We found that indeed this assumption cannot be trusted at scales of order the  $\tau$  mass: The tOPE strategy does not pass EM-based self-consistency tests, described in Sec. 3. Moreover, in Sec. 2 we also showed that it does not pass  $V+A$   $\tau$ -based self-consistency tests. Our conclusion is that the tOPE strategy is not reliable if the goal is to obtain  $\alpha_s(m_\tau)$  with currently competitive accuracy. Values of  $\alpha_s(m_\tau)$  obtained with this approach depend very strongly on arbitrary assumptions made about the OPE; these assumptions are not based on QCD.

For a much more detailed description and discussion of this work, as well as many more references, we refer to Refs. [4, 14].

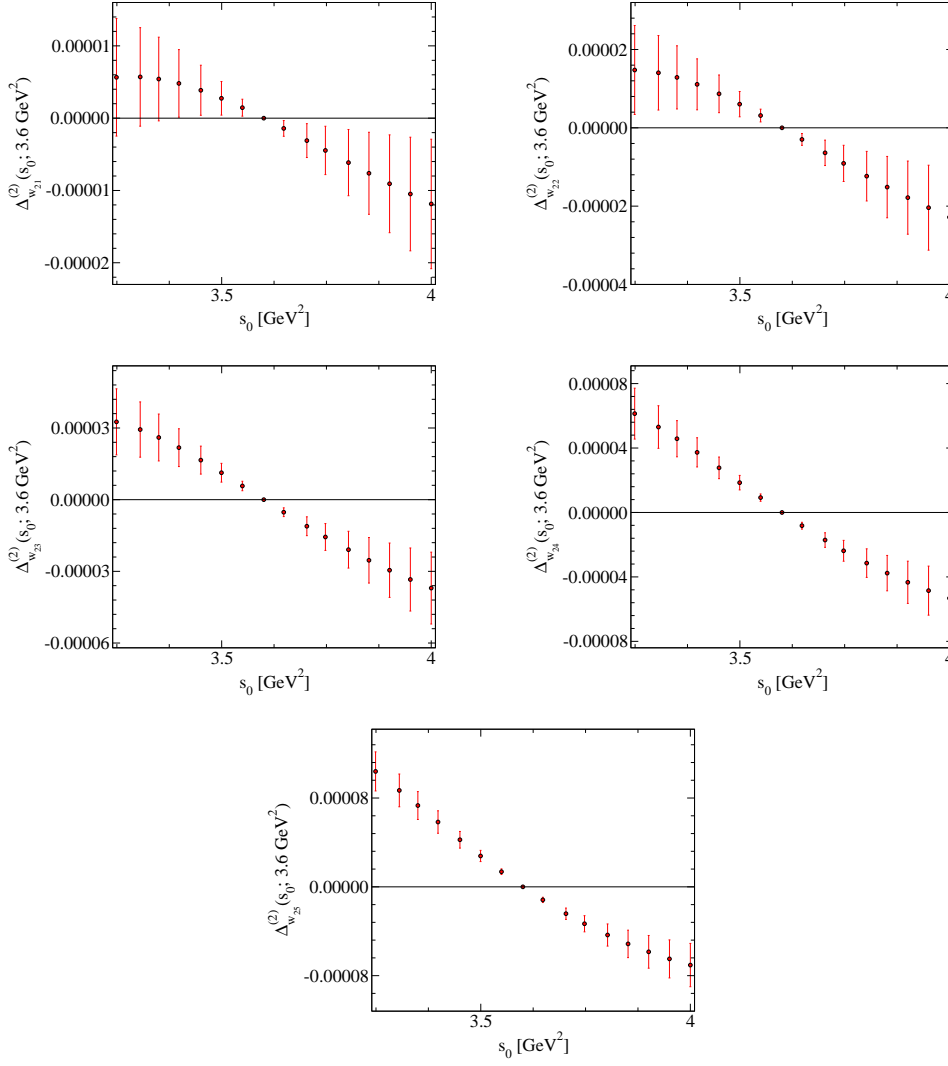


Figure 3: The double differences  $\Delta^{(2)}(s_0; s_0^*)$  as a function of  $s_0$ , for  $s_0^* = 3.6 \text{ GeV}^2$ . See text. Figure from Ref. [14].

## Acknowledgements

We would like to thank the organizers of the Tau2021 workshop for organizing this conference series during difficult times. We also thank Alex Keshavarzi, Daisuke Nomura and Thomas Teubner for making their compilation of  $R$ -ratio data available to us.

**Funding information** DB was supported by the São Paulo Research Foundation (FAPESP) Grant No. 2015/20689-9, by CNPq Grant No. 309847/2018-4, and by Coordenação de Aperfeiçoamento de Pessoal de Nível Superior – Brasil (CAPES) – Finance Code 001. MG is supported by the U.S. Department of Energy, Office of Science, Office of High Energy Physics, under Award No. DE-SC0013682. KM is supported by a grant from the Natural Sciences and Engineering Research Council of Canada. SP is supported by CICYTFEDER-FPA2017-86989-P and by Grant No. 2017 SGR 1069. IF AE is partially funded by the CERCA program of the Generalitat de Catalunya.

## References

- [1] M. Davier, A. Höcker, B. Malaescu, C.-Z. Yuan and Z. Zhang, *Update of the ALEPH non-strange spectral functions from hadronic  $\tau$  decays*, Eur. Phys. J. **C74**(3), 2803 (2014), doi:[10.1140/epjc/s10052-014-2803-9](https://doi.org/10.1140/epjc/s10052-014-2803-9), [1312.1501](https://arxiv.org/abs/1312.1501).
- [2] A. Pich and A. Rodríguez-Sánchez, *Determination of the QCD coupling from ALEPH  $\tau$  decay data*, Phys. Rev. **D94**(3), 034027 (2016), doi:[10.1103/PhysRevD.94.034027](https://doi.org/10.1103/PhysRevD.94.034027), [1605.06830](https://arxiv.org/abs/1605.06830).
- [3] F. Le Diberder and A. Pich, *Testing QCD with tau decays*, Phys. Lett. **B289**, 165 (1992), doi:[10.1016/0370-2693\(92\)91380-R](https://doi.org/10.1016/0370-2693(92)91380-R).
- [4] D. Boito, M. Golterman, K. Maltman and S. Peris, *Strong coupling from hadronic  $\tau$  decays: A critical appraisal*, Phys. Rev. **D95**(3), 034024 (2017), doi:[10.1103/PhysRevD.95.034024](https://doi.org/10.1103/PhysRevD.95.034024), [1611.03457](https://arxiv.org/abs/1611.03457).
- [5] P. A. Baikov, K. G. Chetyrkin and J. H. Kuhn, *Order  $\alpha_s^4$  QCD Corrections to Z and  $\tau$  Decays*, Phys. Rev. Lett. **101**, 012002 (2008), doi:[10.1103/PhysRevLett.101.012002](https://doi.org/10.1103/PhysRevLett.101.012002), [0801.1821](https://arxiv.org/abs/0801.1821).
- [6] D. Boito, O. Catà, M. Golterman, M. Jamin, K. Maltman, J. Osborne and S. Peris, *A new determination of  $\alpha_s$  from hadronic  $\tau$  decays*, Phys. Rev. **D84**, 113006 (2011), doi:[10.1103/PhysRevD.84.113006](https://doi.org/10.1103/PhysRevD.84.113006), [1110.1127](https://arxiv.org/abs/1110.1127).
- [7] D. Boito, I. Caprini, M. Golterman, K. Maltman and S. Peris, *Hyperasymptotics and quark-hadron duality violations in QCD*, Phys. Rev. **D97**(5), 054007 (2018), doi:[10.1103/PhysRevD.97.054007](https://doi.org/10.1103/PhysRevD.97.054007), [1711.10316](https://arxiv.org/abs/1711.10316).
- [8] C. Ayala, G. Cvetič and D. Teca, *Determination of perturbative QCD coupling from ALEPH  $\tau$  decay data using pinched Borel–Laplace and Finite Energy Sum Rules*, Eur. Phys. J. C **81**(10), 930 (2021), doi:[10.1140/epjc/s10052-021-09664-x](https://doi.org/10.1140/epjc/s10052-021-09664-x), [2105.00356](https://arxiv.org/abs/2105.00356).
- [9] D. Boito, M. Golterman, K. Maltman, S. Peris, M. V. Rodrigues and W. Schaaf, *Strong coupling at the  $\tau$ -mass scale from an improved vector isovector spectral function (these proceedings)*. (2021).
- [10] D. Boito, M. Golterman, K. Maltman, S. Peris, M. V. Rodrigues and W. Schaaf, *Strong coupling from an improved  $\tau$  vector isovector spectral function*, Phys. Rev. D **103**(3), 034028 (2021), doi:[10.1103/PhysRevD.103.034028](https://doi.org/10.1103/PhysRevD.103.034028), [2012.10440](https://arxiv.org/abs/2012.10440).
- [11] D. Boito, M. Golterman, A. Keshavarzi, K. Maltman, D. Nomura, S. Peris and T. Teubner, *Strong coupling from  $e^+e^- \rightarrow$  hadrons below charm*, Phys. Rev. D **98**(7), 074030 (2018), doi:[10.1103/PhysRevD.98.074030](https://doi.org/10.1103/PhysRevD.98.074030), [1805.08176](https://arxiv.org/abs/1805.08176).
- [12] A. Keshavarzi, D. Nomura and T. Teubner, *Muon  $g - 2$  and  $\alpha(M_Z^2)$ : a new data-based analysis*, Phys. Rev. D **97**(11), 114025 (2018), doi:[10.1103/PhysRevD.97.114025](https://doi.org/10.1103/PhysRevD.97.114025), [1802.02995](https://arxiv.org/abs/1802.02995).
- [13] A. Keshavarzi, D. Nomura and T. Teubner,  *$g - 2$  of charged leptons,  $\alpha(M_Z^2)$ , and the hyperfine splitting of muonium*, Phys. Rev. D **101**(1), 014029 (2020), doi:[10.1103/PhysRevD.101.014029](https://doi.org/10.1103/PhysRevD.101.014029), [1911.00367](https://arxiv.org/abs/1911.00367).
- [14] D. Boito, M. Golterman, K. Maltman and S. Peris, *Evidence against naive truncations of the OPE from  $e^+e^- \rightarrow$  hadrons below charm*, Phys. Rev. D **100**(7), 074009 (2019), doi:[10.1103/PhysRevD.100.074009](https://doi.org/10.1103/PhysRevD.100.074009), [1907.03360](https://arxiv.org/abs/1907.03360).