

Dark Matter Directionality Approach Using ZnWO_4 Crystal Scintillators

V. Caracciolo^{1,2,*}, V.Ya. Degoda³, P. Belli^{1,2}, R. Bernabei^{1,2}, Yu.A. Borovlev^{4,5}, F. Cappella^{6,7}, R. Cerulli^{1,2}, F.A. Danevich^{2,8}, A. Incicchitti^{6,7}, A. Leoncini^{1,2}, V. Merlo^{1,2}, N. Cherubini⁹, D.V. Kasperovych⁸, Ya.P. Kogut³, G.P. Podust³, O.G. Polischuk^{6,8}, A.G. Postupaeva⁵, V.N. Shlegel⁴ and V.I. Tretyak^{8,10}

1 Dipartimento di Fisica, Università di Roma “Tor Vergata”, I-00133 Rome, Italy

2 INFN, sezione di Roma “Tor Vergata”, I-00133 Rome, Italy

3 Taras Shevchenko National University of Kyiv, 01601 Kyiv, Ukraine

4 Nikolaev Institute of Inorganic Chemistry, 630090 Novosibirsk, Russia

5 GML Ltd, 630090 Novosibirsk, Russia

6 INFN, sezione di Roma, I-00185 Rome, Italy

7 Dipartimento di Fisica, Università di Roma “La Sapienza”, I-00185 Rome, Italy

8 Institute for Nuclear Research of NASU, 03028 Kyiv, Ukraine

9 ENEA, Italian National Agency for New Technologies, Energy and Sustainable Economic Development, C.R. Casaccia, 00123, Rome, Italy

10 INFN, Laboratori Nazionali del Gran Sasso, 67100 L'Aquila, Italy

* vincenzo.caracciolo@roma2.infn.it

September 28, 2022



14th International Conference on Identification of Dark Matter
Vienna, Austria, 18-22 July 2022
doi:[10.21468/SciPostPhysProc.?](https://doi.org/10.21468/SciPostPhysProc.)

Abstract

The development of low-background anisotropic detectors can offer a unique way to study those Dark Matter (DM) candidate particles able to induce nuclear recoils through the directionality technique. Among the anisotropic scintillators, the ZnWO_4 has unique features and is an excellent candidate for the purposes. Both the light output and the scintillation pulse shape depend on the impinging direction of heavy particles with respect to the crystallographic axes and can supply two independent modes to study the directionality and discriminate γ/β radiation. Measurements to study the anisotropic and scintillation performances of ZnWO_4 are reported.

1 Introduction

Astrophysical studies have suggested the presence of Dark Matter (DM) on all the astrophysical scales. Many statements have indicated that a significant fraction of it should be in the form of relic particles.

Nowadays, several approaches are used to study DM particles in the galactic halo; here, we will concentrate on a precise strategy: the directionality approach.

In direct detection experiments, a model-independent signature is a robust mechanism to furnish a DM signal marker with respect to the background. Actually, as initially suggested in Refs. [1, 2] and examined in Refs. [3–5], the events induced by a physical interaction in a target detector are linked with the halo model, the cross-section of the process and the relative velocity between the incident DM particle (DMp) and the target. Such an interaction rate is expected to have a characteristic time behaviour, namely the DM annual modulation, successfully exploited by DAMA collaboration [6–15].

Aside from this main signature, other potential ones are predictable: a diurnal modulation, due to the Earth revolution around its axis [16]; a daily variation of the interaction rate due to the different Earth depth crossed by the DMp [17] and the directionality signature, due to the correlation of DM impinging direction with Earth’s galactic motion [18]. In fact, the rotation dynamics of the Milky Way galactic disc through the halo of DM induces the Earth to encounter a wind of DM particles that apparently flows along a path contrary to the solar motion with respect to the DM halo.

Thus, observing an anisotropy in the distribution of nuclear recoil directions will give additional proof and details for some DMp candidates and related astrophysics scenarios. Therefore, a direction-sensitive detector is needed.

2 Study of the ZnWO_4 anisotropic response

In so-called anisotropic scintillators, the detector response to highly ionising particles (in terms of quenching factor, Q.F., and pulse shape) depends on their impinging direction with respect to the crystallographic axes. Accordingly, in the case of nuclear recoils, the energy spectrum shape at low energy is expected to vary during the sidereal day due to the changing orientation of the crystallographic axes relative to the DMp direction. These characteristics induce a peculiar variation of the counting rate measured in a given low energy window along the sidereal day and offer the possibility to emphasise the DM events to the electromagnetic background (for details, see, e.g., in Refs. [3–5, 18, 19]).

The crystal scintillator detectors with anisotropic response were suggested in Ref. [3] and reexamined in Ref. [4] in order to study the directionality signature. Initially, the anthracene scintillator was studied; however, several practical difficulties, in the workability of such scintillators, were pointed out. To overcome these issues ZnWO_4 crystal scintillator were suggested in [18].

The first measurements of the Q.F.’s of ZnWO_4 and the related anisotropic effect were studied in Ref. [20] using α particles. Later, in Ref. [21], a small ZnWO_4 crystal and an ^{241}Am source with various sets of thin mylar films to decrease the energy of the α particles, have been used to perform new measurements. The energy scale of the crystal, for each measurement, was calibrated using ^{137}Cs and ^{22}Na γ sources.

In Fig. 1-left is reported the energy distributions of α particles hitting the crystal along the three crystallographic axes (010), (001) and (100): hereafter III, II and I respectively in Fig. 1. In Fig. 1-right, the dependence of the Q.F. as a function of the energy for the three different directions of the α beam related to the crystallographic axes is illustrated. In particular, the Q.F. for α particles measured along the crystallographic axis III is ~ 1.2 times larger than that measured along the crystallographic axes I and II. Instead, the Q.F.’s estimates along the crystallographic axes I and II are reasonably comparable. The Q.F.’s reported in Ref. [21] are in suitable congruity with those of Ref. [20], as pointed out in Fig. 1-right. In the same figure, the shape of the Q.F. versus the energy for each crystallographic axis, as predicted in the model of Ref. [22], is also reported. Consequently, the data support the anisotropic characteristics of ZnWO_4 crystal scintillator for the α rays.

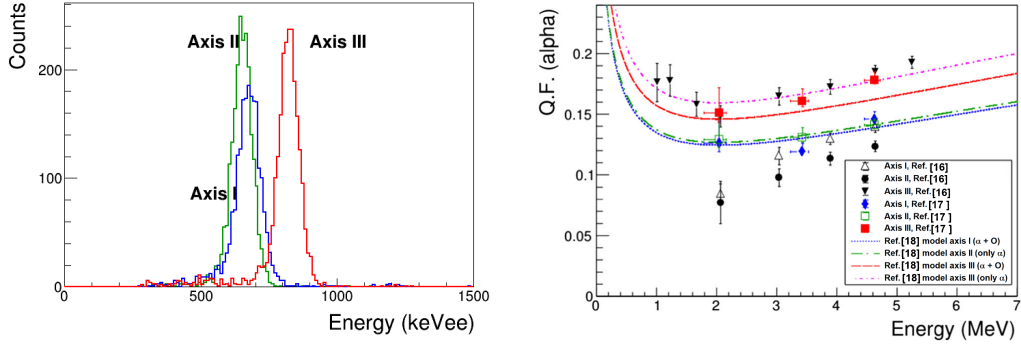


Figure 1: Left: energy spectra of the α particles with 4.63 MeV with the hitting direction parallel to the crystallographic axes of ZnWO_4 crystal scintillator. Right: dependence of the Q.F. versus the energy of the α particles measured with a ZnWO_4 scintillator in Ref. [20] (black points) compared with those reported in Ref. [21] (coloured points). The plot shows an evident anisotropic Q.F. for ZnWO_4 detectors. Following the prescription of Ref. [22], the analytic behaviour for each crystallographic axis, considering a global fit on all the data (from α 's and recoils; see also later) of Ref. [21], is also reported. These figures are being reused from Ref. [21] with permission (license number 5396390679264).

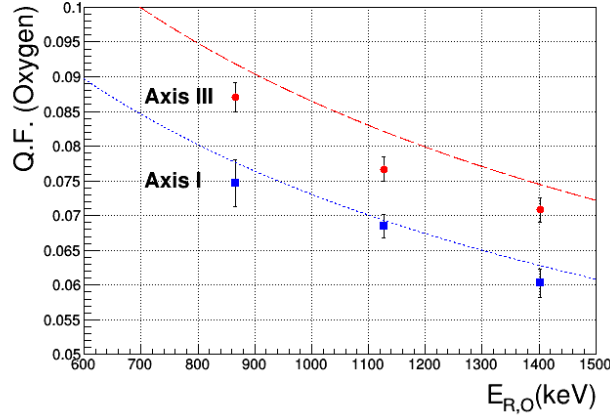


Figure 2: Q.F.'s for O nuclear recoils in ZnWO_4 for the crystallographic axes I and III as a function of the expected recoil energies $E_{R,O}$. The model of the Q.F. expected for the considered crystallographic axes is also reported; it has been evaluated using the global fits of the α and O recoil data, considering the indications of Ref. [22] (for more details, see Ref. [21]). This figure is being reused from Ref. [21] with permission (license number 5396390679264).

Using the same crystal and adopting a monochromatic neutron generator, the energies of the O nucleus recoiled have been investigated. In particular, a scheme of the set-up is illustrated in Fig. 4 of Ref [21], and the detailed data analysis are described there. Fig. 2 shows the obtained values of the Q.F.'s and the models for the studied crystallographic axes deduced by Ref. [22] (see Ref. [21] for details). In Ref [21], we point out that the anisotropy is significantly clear also for oxygen nuclear recoils in the energy region down to ~ 100 keV at 5.4σ of the C.L. (see also Tab. 1 of Ref. [21]).

3 Optical and scintillation properties of advanced ZnWO_4 crystal scintillators

Thanks to the low-thermal gradient Czochralski technique and an extended R&D, increased optical and scintillation features of ZnWO_4 crystals were obtained. A central part of the R&D was performed considering different compound stoichiometry of the initial WO_3 , coming from several producers and additionally purified. Moreover, several investigations were performed considering a single or a double crystallization of the crystal and implemented or not implemented the annealing of the grown boules. The thermally stimulated luminescence, the emission spectra, phosphorescence, temperature and the dose dependencies of the luminescence intensity under X-ray irradiation of the crystal samples were studied from 85 K to room temperature. In particular, the thermally stimulated luminescence was studied up to 350 K. The scintillation characteristics of the ZnWO_4 crystals were studied using the following *gamma* quanta sources: ^{241}Am , ^{137}Cs , ^{207}Bi , ^{60}Co and ^{232}Th . The ZnWO_4 crystals, developed by a single crystallization using a ZnWO_4 compound with the stoichiometric composition, with a deep purification of the WO_3 and implemented an annealed procedure in the air atmosphere of the crystal, have been shown the best crystals' optical transmission spectra in the range of 300-700 nm (see Ref. [23] for more details).

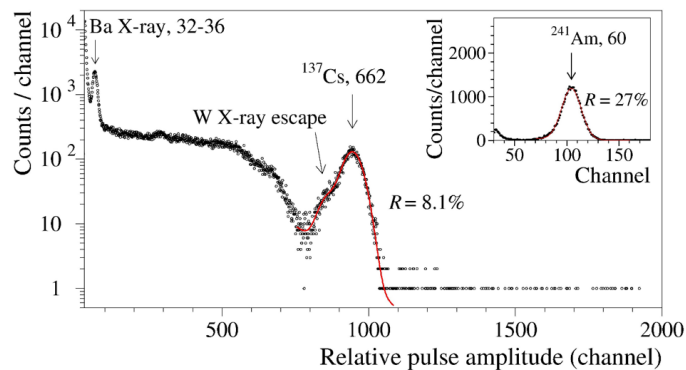


Figure 3: The energy spectra of γ -ray quanta of ^{137}Cs measured by scintillation detector with the ZnWO_4 crystal sample No. 84 (sample sizes: 10 mm \times 10 mm \times 2 mm) of Ref. [23]. Energy spectrum of γ -ray quanta of ^{241}Am is shown in inset. The energy of quanta lines is in keV. This figure is being reused from Ref. [23] with permission (license number 5396390086286).

Fig. 3 shows the measured energy spectrum using γ quanta from ^{241}Am and ^{137}Cs sources with the ZnWO_4 crystal sample that exhibited the highest scintillation properties (see Ref. [23]). The full-width half-maximum (R in the Fig. 3) is the best one documented in the literature for a ZnWO_4 crystal scintillator. The scintillation light output and the luminescence intensity of the ZnWO_4 samples (which can be justified by a dose dependence of XRL intensity and the phosphorescence behaviour, both marginal in scintillation measurements) don't show a clear correlation. This absence of correspondence between the scintillation light output and the luminescence intensity indicates that the achieved scintillators' quality (especially for the double recrystallized samples) is not perfect; thus, there is some possibility to improve the ZnWO_4 production technology. A dedicated R&D is in progress to develop larger volume ZnWO_4 scintillators for rare event experiments.

4 How to profit of anisotropic scintillators and conclusions

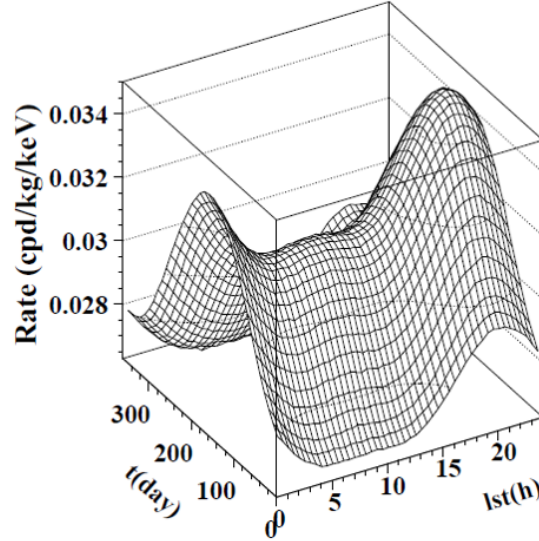


Figure 4: An expected rate as a function of sidereal time and days of the year in case of a DMp-nucleus elastic scattering with a 200 kg of a multi detector of 5×5 ZnWO_4 anisotropic scintillators. The model assumes a DMp mass of 10 GeV, with a cross section on nucleon of 5×10^{-5} pb (dominated by a spin-independent coupling constant and a scaling law of the DM-nucleus elastic cross section very simple, see Ref. [18]). All the details of the framework considered are carefully illustrated in Ref. [18]. The plane identified by the day-axes and the counting-rate-axes shows the profile of the annual modulation amplitude for a fixed sidereal day. This figure is being reused from Ref. [24] with permission (license number 1273426-1)

As a consequence of the anisotropy light response for highly ionising particles, recoil nuclei induced by the considered DM candidates could be discriminated from the background thanks to the expected variation of their low energy distribution along the day. Thus, the expected signal counting rate in the energy window of interest is a function of the time. Assuming a multi detectors set-up and using a matrix of, e.g., 5×5 ZnWO_4 crystals for a total mass of 200 kg, 5 years of data taking, a software energy threshold of 2 keV and a simplified framework described in Ref. [18]¹, the considered experiment can reach a sensitivity, for the cross section, at level of $10^{-5} - 10^{-7}$ pb, depending on the DMp mass and the background level from 10^{-4} to 0.1 cpd/kg/keV. For a complete and detailed discussion see Ref. [18]. In Fig. 4, an expected counting rate as a function of sidereal time and days of the year in case of a DMp-nucleus elastic scattering with a multi detectors of ZnWO_4 anisotropic scintillators is presented. The model assumes a DMp mass of 10 GeV, with a cross section on nucleon of 5×10^{-5} pb (dominated by a spin-independent coupling constant and a scaling law, of the DM-nucleus elastic cross section, very simple, see Ref. [18] for all the model details).

In conclusion, the directionality DM experiments could obtain, with a different new approach, further evidence for the presence of DM candidates inducing nuclear recoils in the galactic halo and/or provide complementary information on the nature and interaction type of DMp candidates. The anisotropic ZnWO_4 detectors are promising to investigate the directionality for DM candidates inducing nuclear recoils. An extensive R&D has been performed

¹In Ref. [18] the simplified model doesn't consider the effect of the existing uncertainties on each one of the assumptions and parameters' value, and without considering other possible alternatives.

to obtain very high quality of ZnWO_4 crystal scintillators. First evidences of anisotropy in the response of ZnWO_4 crystal scintillator to nuclear recoils have been reported in Ref. [21] in the energy region down to some hundreds keV at 5.4σ confidence level.

References

- [1] A.K. Drukier, K. Freese, D.N. Spergel. *Detecting cold dark-matter candidates*. Phys. Rev. D **33**, 3495 (1986), doi:[10.1103/PhysRevD.33.3495](https://doi.org/10.1103/PhysRevD.33.3495).
- [2] K. Freese, J.A. Frieman, A. Gould. *Signal modulation in cold-dark-matter detection*. Phys. Rev. D **37**, 3388 (1988), doi:[10.1103/PhysRevD.37.3388](https://doi.org/10.1103/PhysRevD.37.3388).
- [3] P. Belli et al. Identifying a “dark matter” signal by nonisotropic scintillation detector. Il Nuovo Cimento C **15**, 473 (1992), doi:[10.1007/BF02511747](https://doi.org/10.1007/BF02511747).
- [4] R. Bernabei et al. *Anisotropic scintillators for WIMP direct detection: revisited*. Eur. Phys. J. C **28**, 203 (2003), doi:[10.1140/epjc/s2003-01190-8](https://doi.org/10.1140/epjc/s2003-01190-8).
- [5] P. Belli et al. *Crystal Scintillators for the Dark Matter Directionality Approach* Moscow Univ. Phys. Bull. **77(2)**, 306-309 (2022). doi:[10.3103/S0027134922020217](https://doi.org/10.3103/S0027134922020217)
- [6] R. Bernabei et al. *The DAMA project: Achievements, implications and perspectives*. Prog. Particle Nucl. Phys. **114**, 103810 (2020), doi:[10.1016/j.pnpnp.2020.103810](https://doi.org/10.1016/j.pnpnp.2020.103810).
- [7] R. Bernabei et al. *DAMA/LIBRA-phase2 results and implications on several dark matter scenarios*. Int. J. Mod. Phys. A **35(36)**, 2044023 (2020), doi:[10.1142/S0217751X20440236](https://doi.org/10.1142/S0217751X20440236).
- [8] R. Bernabei et al. *New model-dependent analyses including DAMA/LIBRA-phase2*. Nuovo Cim. C **43(2-3)**, 23 (2020), doi:[10.1393/ncc/i2020-20023-6](https://doi.org/10.1393/ncc/i2020-20023-6).
- [9] R. Bernabei et al. *The Future Role of Inorganic Crystal Scintillators in Dark Matter Investigations*. Instruments **5(2)**, 16 (2021), doi:[10.3390/instruments5020016](https://doi.org/10.3390/instruments5020016).
- [10] R. Belli et al. *The dark matter: DAMA/LIBRA and its perspectives*. Proceedings of Sixteenth Marcel Grossmann Meeting - MG16 (2021), doi:[10.48550/arXiv.2110.04734](https://doi.org/10.48550/arXiv.2110.04734).
- [11] P. Belli et al. *Recent Results from DAMA/LIBRA and Comparisons* Moscow Univ. Phys. Bull. **77(2)**, 291-230 (2022). doi:[10.3103/S0027134922020138](https://doi.org/10.3103/S0027134922020138)
- [12] R. Bernabei et al. *Further results from DAMA/LIBRA-phase2 and perspectives*. Nucl. Phys. At. Energy **22(4)**, 329 (2021), doi:[10.15407/jnpae2021.04.329](https://doi.org/10.15407/jnpae2021.04.329).
- [13] R. Bernabei et al. *Dark Matter: DAMA/LIBRA and its perspectives*. Proceedings of 14th International Conference on Identification of Dark Matter, July 18-22, (2022), doi:[10.48550/arXiv.2209.00882](https://doi.org/10.48550/arXiv.2209.00882).
- [14] P. Belli et al. *Dark matter investigation with DAMA set-ups*. Int. J. Mod. Phys. A **37(7)** 2240015 (2022), doi:[10.1142/S0217751X22400152](https://doi.org/10.1142/S0217751X22400152).
- [15] R. Bernabei et al. *Dark Matter with DAMA/LIBRA*. PoS EPS-HEP2021, **154** (2022), doi:[10.22323/1.398.0154](https://doi.org/10.22323/1.398.0154).
- [16] R. Bernabei et al. *Model independent result on possible diurnal effect in DAMA/LIBRA-phase1*. Eur. Phys. J. C **74(3)**, 2827 (2014), doi:[10.1140/epjc/s10052-014-2827-1](https://doi.org/10.1140/epjc/s10052-014-2827-1).

- [17] R. Bernabei et al. *Investigating Earth shadowing effect with DAMA/LIBRA-phase1*. Eur. Phys. J. C **75**(5), 239 (2015), doi:[10.1140/epjc/s10052-015-3473-y](https://doi.org/10.1140/epjc/s10052-015-3473-y).
- [18] F. Cappella et al. *On the potentiality of the ZnWO₄ anisotropic detectors to measure the directionality of Dark Matter*. Eur. Phys. J. C **73**, 2276 (2013), doi:[10.1140/epjc/s10052-013-2276-2](https://doi.org/10.1140/epjc/s10052-013-2276-2).
- [19] P. Belli et al. *The ADAMO project for the dark matter directionality approach*. Int. J. Mod. Phys. A **37**(7), 2240013 (2022), doi:[10.1142/S0217751X22400139](https://doi.org/10.1142/S0217751X22400139).
- [20] F.A. Danevich et al. *ZnWO₄ crystals as detectors for 2β decay and dark matter experiments*. Nucl. Instrum. Meth. A **544**, 553 (2005), doi:[10.1016/j.nima.2005.01.303](https://doi.org/10.1016/j.nima.2005.01.303).
- [21] P. Belli et al. *Measurements of ZnWO₄ anisotropic response to nuclear recoils for the ADAMO project*. Eur. Phys. J. A **56**, 83 (2020), doi:[10.1140/epja/s10050-020-00094-z](https://doi.org/10.1140/epja/s10050-020-00094-z).
- [22] V.I. Tretyak, *Semi-empirical calculation of quenching factors for ions in scintillators*. Astropart. Phys. **33**, 40 (2010), doi:[10.1016/j.astropartphys.2009.11.002](https://doi.org/10.1016/j.astropartphys.2009.11.002).
- [23] P. Belli et al. *Optical, luminescence, and scintillation properties of advanced ZnWO₄ crystal scintillators*. Nucl. Instrum. Meth. A **1029**, 166400 (2022), doi:[10.1016/j.nima.2022.166400](https://doi.org/10.1016/j.nima.2022.166400).
- [24] R. Cerulli. *Low background techniques toward a ZnWO₄ directionality experiment*. Int. J. Mod. Phys. A **32**(3) 1743009 (2017), doi:[10.1142/S0217751X17430096](https://doi.org/10.1142/S0217751X17430096).