

Direct searches of dark matter with the SABRE South experiment

Madeleine J. Zurowski^{1,2*} on behalf of the SABRE South Collaboration

1 School of Physics, The University of Melbourne, Melbourne, VIC 3010, Australia

2 ARC Centre of Excellence for Dark Matter Particle Physics, Australia

* madeleine.zurowski@unimelb.edu.au

November 25, 2022

1



2 *14th International Conference on Identification of Dark Matter*

Vienna, Austria, 18-22 July 2022

doi:[10.21468/SciPostPhysProc.7](https://doi.org/10.21468/SciPostPhysProc.7)

2

3 Abstract

4 The SABRE (Sodium-iodide with Active Background REjection) South experiment is a
5 direct dark matter detector, made of radio-pure NaI(Tl) crystals surrounded by a liquid
6 scintillator veto. The achievement of ultra-low background rate is essential to provide
7 a model independent test of the signal observed by the DAMA/LIBRA experiment whose
8 claim has not been verified yet.

9 The SABRE South experiment will be located at the Stawell Underground Physics Labo-
10 ratory (SUPL), Australia, the first deep underground laboratory in the Southern Hemi-
11 sphere. The laboratory will not only house rare event physics searches but also mea-
12 surement facilities to support low background physics experiments and applications like
13 radiobiology and quantum computing.

14 The SABRE South detector commissioning is expected to occur in 2023. This paper de-
15 tails the setup and projections for the experiment, and a brief description of the under-
16 ground laboratory.

17 1 Introduction

18 Dark matter (DM) is a particle hypothesised due to a large variety of astrophysical observa-
19 tions on a range of different scales [1]. One search method for DM particles that live in the
20 WIMP (Weakly Interacting Massive Particles) regime - masses on the GeV/c^2 - TeV/c^2 and cross
21 sections on the weak scale - is direct detection, which attempts to observe the recoil of a target
22 after scattering with DM. To date, only one direct detection experiment has observed a signal
23 compatible with that expected from DM: DAMA [2]. However, this signal is in tension with
24 every other direct detection experiment reporting null results for a standard WIMP [3]. The
25 SABRE Collaboration was formed to provide a model independent test of this DAMA signal [4].
26 It is based around detectors placed at two locations; SABRE North at Gran Sasso National Lab-
27 oratory, and SABRE South at the Stawell Underground Physics Laboratory. The two detectors
28 have a number of common features as they are centred around the same detector module con-
29 cept, and use common simulation, DAQ, and software frameworks. The two detectors differ
30 in their shielding designs - where SABRE South will utilise a liquid scintillator system for in-
31 situ evaluation and validation of the background to provide background rejection and particle
32 identification. For information on the SABRE North set up, see Ref. [5].

2 SABRE South setup

SABRE South is made up of three detector subsystems; the NaI(Tl) crystals that serve as a DM target, the liquid scintillator system that provides an active veto, and an array of muon detector paddles to record this distinctive background. The full setup is shown in Fig. 1.

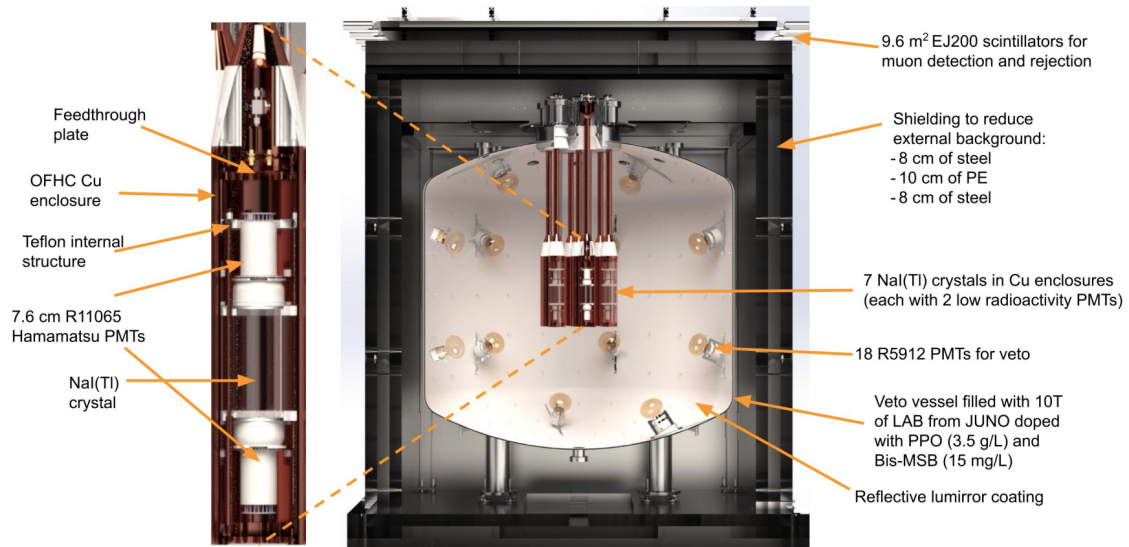


Figure 1: Rendering of the SABRE South detector.

The liquid scintillator system is primarily used to tag and remove high energy decay products such as those from ^{40}K . The system has a 4π coverage, made up of 12 kL of linear alkyl benzene (sourced from JUNO) doped with PPO and Bis-MSB. Around the sides of the steel vessel this is encased in are eighteen 204 mm Hamamatsu R5912 PMTs that are sampled at a rate of 500 MS/s. Based on preliminary optical simulations in Geant4, this system is expected to have a light yield of approximately 0.12 photoelectrons/keV, though this has a strong position dependence. With a threshold of 50 keV the inclusion of this system is able to reduce the total background in by 25%, providing a background of less than 1 cpd/kg/keV [6]. The muon detection system is made up of eight 3 m long EJ200 detector paddles and has a total coverage of 9.6 m^2 above the main vessel. Each paddle is coupled to a Hamamatsu R13089 PMT on each end and sampled at a rate of 3.2 GS/s. Calibrations are still ongoing, but the energy threshold of these detectors is expected to be around 1 MeV. The detectors have approximately 400 ps timing resolution resulting in 5 cm position resolution, allowing for a long term measurement of the muon flux, and particle identification when used with the liquid veto system.

3 Background model and sensitivity

A full detector simulation was conducted and reported in Ref. [6] to provide a background model for the radioactive contamination. This predicts a total radioactive background of less than 0.72 cpd/kg/keV. Studies are ongoing to understand the noise contributions to this [7]. As required by the design of the detector, the crystals themselves account for more than 90% of this radioactive background. These simulations also indicated that as well as providing shielding and vetoing, the liquid scintillator system also allows for in-situ measurements of background contamination to help inform fits due to well defined correlations in the liquid scintillator and crystals, an example of which is shown in Fig. 2.

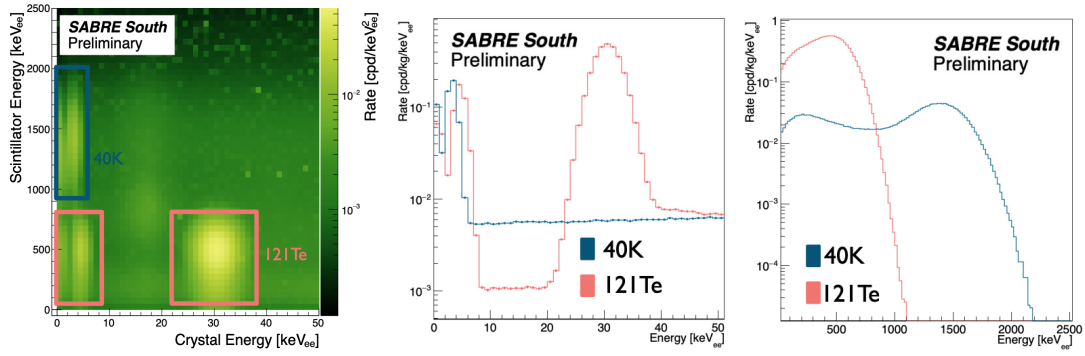


Figure 2: Left: energy depositions in both the crystal and liquid scintillator. Indicated in blue and pink are events due to ⁴⁰K and ¹²¹Te. Centre: rate recorded in crystals from ⁴⁰K and ¹²¹Te. Right: rate recorded in liquid scintillator from ⁴⁰K and ¹²¹Te.

61 The projected sensitivity of SABRE South assuming this background model from simulated
 62 radioactivity and a total crystal mass of 50 kg is shown in Fig. 3 assuming a standard spin
 63 independent WIMP (L) and showing the evolution of discovery and exclusion power for the
 64 DAMA modulation (R).

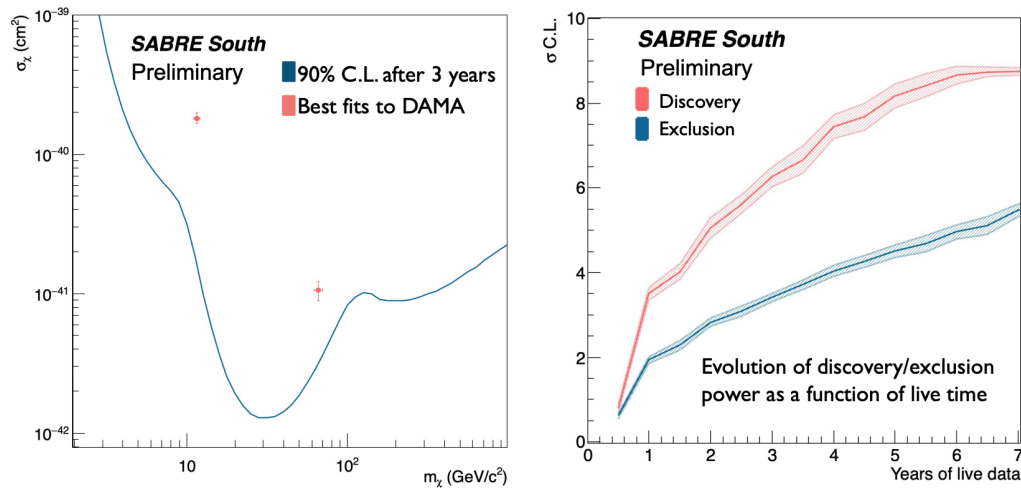


Figure 3: The projected sensitivity of SABRE South assuming a total crystal mass of 50 kg and background of 0.72 cpd/kg/keV. Left: 90% C.L. assuming a standard spin independent WIMP, Right: exclusion and discovery power of SABRE South for the DAMA modulation.

65 4 The Stawell Underground Physics Laboratory

66 SABRE South is to be placed at the recently completed Stawell Underground Physics Labo-
 67 ratory (SUPL). This is located in Western Victoria, Australia, 240 km from Melbourne. The
 68 laboratory is 1025 m below ground with a flat over burden of basalt, providing almost 3 km of
 69 water equivalent shielding, and a muon flux similar to that of Boulby, Fig. 4. Construction was
 70 completed in mid-2022, with background muon, gamma, and neutron measurements planned
 71 for later 2022. Assembly and commissioning of the main detector components are currently
 72 scheduled for late 2023, after which data taking will commence.

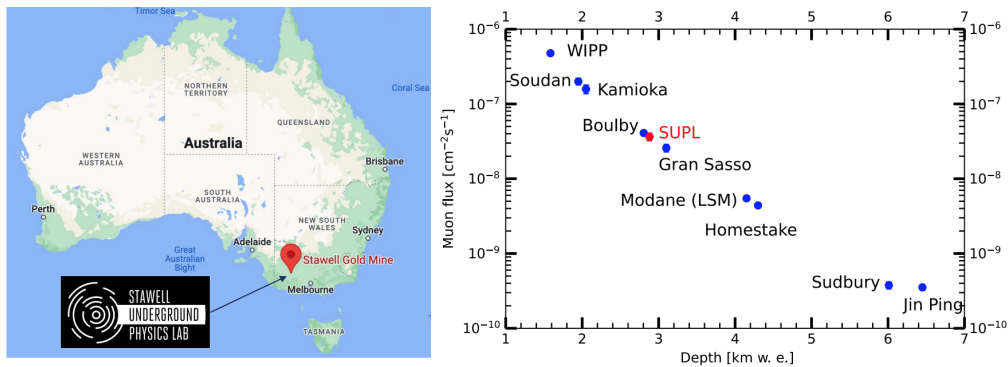


Figure 4: Left: location of SUPL. Right: muon flux at a number of underground laboratories.

73 Acknowledgements

74 The SABRE South program is supported by the Australian Government through the Australian
 75 Research Council (Grants: CE200100008, LE190100196, LE170100162, LE160100080,
 76 DP190103123, DP170101675, LP150100705). This research was partially supported by Aus-
 77 tralian Government Research Training Program Scholarships and Melbourne Research Schol-
 78 arships. This research was supported by The University of Melbourne’s Research Computing
 79 Services and the Petascale Campus Initiative. We thank the SABRE North collaboration for
 80 their contribution to the SABRE South experiment design and to the simulation framework.
 81 We also thank the Australian Nuclear Science and Technology Organisation for the assistance
 82 with the material screening and the measurement of background radiation at SUPL. MJZ would
 83 like to thank the Laby Foundation for providing financial support for travel.

84 References

- 85 [1] G. Bertone and D. Hooper, *History of dark matter*, *Rev. Mod. Phys.* **90**(045002) (2018).
 86 [2] R. Bernabei *et al.*, *The dark matter: DAMA/LIBRA and its perspectives* (2021), [2110.04734](https://arxiv.org/abs/2110.04734).
 87 [3] R. L. Workman and Others, *Review of Particle Physics*, *PTEP* **2022**, 083C01 (2022),
 88 doi:[10.1093/ptep/ptac097](https://doi.org/10.1093/ptep/ptac097).
 89 [4] R. Bernabei *et al.*, *The DAMA project: Achievements, implications and perspectives*, *PPNP*
 90 **114**, 103810 (2020), doi:<https://doi.org/10.1016/j.pnpnp.2020.103810>.
 91 [5] A. Mariani, *Status and prospects of SABRE North*, *IDM* (2022).
 92 [6] E. Barberio *et al.*, *Simulation of the SABRE South experiment and background characteriza-*
 93 *tion*, doi:<https://arxiv.org/abs/2205.13849> (2022).
 94 [7] W. J. D. Melbourne, *Photomultiplier characterisation and its impact on background for*
 95 *SABRE South*, *IDM* (2022).