

Born-limit scattering and pair-breaking crossover in d -wave superconductivity of $(\text{TMTSF})_2\text{ClO}_4$

Shota Yano,¹ Kazumi Fukushima,² Katsuki Kinjo,^{2,3} Soichiro Yamane,^{2,4} Le Hong Hoàng To,⁵ Pascale Senzier,⁶ Cécile Mézière,⁷ Shamashis Sengupta,⁵ Claire A Marrache-Kikuchi,^{5,*} Denis Jerome,^{6,†} and Shingo Yonezawa^{1,2,4,‡}

¹*School of Science, Faculty of Science, Kyoto University, Kyoto 606-8502, Japan*

²*Department of Physics, Graduate School of Science, Kyoto University, Kyoto 606-8502, Japan*

³*Institute of Multidisciplinary Research for Advanced Materials, Tohoku University, Sendai 980-8577, Japan*

⁴*Department of Electronic Science and Engineering,*

Graduate School of Engineering, Kyoto University, Kyoto 615-8510, Japan

⁵*Université Paris-Saclay, CNRS, IJCLab, 91405, Orsay, France.*

⁶*Université Paris-Saclay, CNRS, Laboratoire de Physique des Solides, 91405, Orsay, France.*

⁷*Univ. Angers, CNRS, MOLTECH-Anjou, SFR MATRIX, F-49000 Angers, France.*

(Dated: September 12, 2025)

In the quasi-one-dimensional organic unconventional superconductor $(\text{TMTSF})_2\text{ClO}_4$, the randomness of the non-centrosymmetric ClO_4 anions can be experimentally controlled by adjusting the cooling rate through the anion-ordering temperature. This feature provides a unique opportunity to study disorder effects on unconventional superconductivity in great detail. We here report on measurements of the electronic specific heat of this system, performed under various cooling rates. The evolution of the residual density of states indicates that the ClO_4 randomness works as Born-limit pair breakers, which, to our knowledge, has never been clearly identified in any unconventional superconductors. Furthermore, detailed analyses suggest a peculiar crossover from strong unitarity scattering due to molecular defects toward the Born-limit weak scattering due to borders of ordered regions. This work supports the d -wave nature of pairing in $(\text{TMTSF})_2\text{ClO}_4$ and intends to provide an experimental basis for further developments of pair-breaking theories of unconventional superconductors where multiple electron scattering mechanisms coexist.

I. INTRODUCTION

The discovery in 1980 of a quasi-one-dimensional (Q1D) organic superconductor $(\text{TMTSF})_2\text{ClO}_4$ at ambient pressure by Bechgaard *et al.*¹ has facilitated in-depth studies of its electronic properties, compared to those carried out on other organic superconductors such as the first discovered organic superconductor $(\text{TMTSF})_2\text{PF}_6$, for which high pressure is a prerequisite²⁻⁴. After extensive theoretical and experimental studies, different pairing mechanisms have been proposed to explain the emergence of superconductivity in Q1D organic compounds⁵⁻⁸, as reviewed in a recent paper³. While the issue remains unresolved, one of the most plausible scenarios suggests nodal d -wave-like pairing driven by magnetic fluctuations⁹⁻¹³, as supported by various experiments¹⁴ including NMR $1/T_1$ and Knight shift measurements¹⁵ and angle-dependent magnetoresistance and calorimetry experiments^{16,17}.

What makes $(\text{TMTSF})_2\text{ClO}_4$ peculiar compared to $(\text{TMTSF})_2\text{PF}_6$ is that the non-centrosymmetric ClO_4 anions are positioned at the inversion centers of the crystal. At high temperatures, the ClO_4 orientation is random, so that the inversion symmetry of the crystal is preserved, on average. Below the anion-ordering temperature $T_{\text{AO}} = 24$ K, at slow cooling, the entropy gain from reduced degrees of freedom eliminates randomness in the ClO_4 orientation, inducing an alternating anion ordering along the b axis. Thermodynamic and magnetic investigations have revealed that the nature of the $(\text{TMTSF})_2\text{ClO}_4$ ground state is profoundly dependent

on the speed at which the sample is cooled down across T_{AO} ¹⁸⁻²⁰. Fast cooling makes it possible to retain the randomness in the ClO_4 orientation down to lowest temperatures, leading to a good nesting of the single-pair Fermi surfaces. This nesting stabilizes the insulating spin density wave (SDW) phase. At slow cooling rates, on the other hand, the alternating orientation of the anions gives rise to a folding of the Fermi surface. Such folding suppresses the SDW phase, enabling superconductivity below $T_c = 1.2$ K.

Recent simultaneous measurements of transport and magnetic properties of $(\text{TMTSF})_2\text{ClO}_4$ revealed the existence of a crossover between homogeneous and granular superconductivity when increasing the cooling rate above about 1 K/min across T_{AO} ^{21,22}. For slow cooling rates, nonmagnetic disorder arises from small randomly distributed clusters of disordered anions, which act as scattering centers and lead to the suppression of superconductivity. At cooling rates above 1 K/min, the system behaves as a network of randomly distributed superconducting (anion-ordered) regions embedded within a normal-conducting matrix with disordered anions. Global superconductivity then occurs due to the proximity effect between neighboring superconducting regions at a critical temperature calculated in Ref. 21. Based on these results, we were able to relate the cooling rate to the elastic electron mean free path in this system.

Thus, $(\text{TMTSF})_2\text{ClO}_4$ serves as a textbook case of an unconventional superconductor in which it is possible to study in detail the role of disorder on the superconduct-

ing ground-state stability.

A basic property of s -wave superconductivity proposed in the BCS theory is the isotropic (k -independent) gapping on the Fermi surface. Hence, no pair breaking is expected from the scattering of electrons against spinless impurities²³, since such scattering essentially mixes and averages gaps at different k without any effect on T_c . However, this so-called Anderson's theorem is no longer valid in the case of an anisotropic gap with sign changes of the gap. Consequently, T_c for unconventional superconductors should be strongly affected by any nonmagnetic scatterings. Actually, the sensitivity of the superconducting state to nonmagnetic defects has been considered as a solid indication of an unconventional pairing mechanism. The effects of nonmagnetic impurities on T_c in such superconductors have been derived by generalizing the conventional Abrikosov-Gorkov (AG) pair-breaking theory for magnetic impurities to non- s -wave superconductors²⁴. However, while this extension predicts the effect of increased scattering on T_c , it does not provide any information on whether the scattering is weak or strong.

Such pair-breaking information can be studied through the evolution of the quasi-particle density of states (DOS). Theoretically, two extreme models for impurity scattering have been proposed, the unitarity limit and Born limit. In the unitarity limit, where randomly distributed strong scatterers are assumed, increase of such scatterers results in a strong renormalization and rapid increase of DOS as the scattering rate increases^{25,26}. In contrast, in the Born limit, where weak scatterers are assumed to be distributed uniformly, the residual DOS is hardly affected as the scattering rate increases, at least down to $T_c/T_{c0} \approx 0.5$, where T_{c0} is the critical temperature in the hypothetically perfectly clean limit²⁷⁻²⁹. It is important to note that, for both scattering limits, the dependence of T_c on the scattering rate is expected to follow the same AG curve^{30,31}. As a consequence, only the residual DOS, which can be measured by the electronic specific heat, the Knight shift or the nuclear relaxation rate, can distinguish between the two limits.

To the best of our knowledge, a theoretical framework bridging the weak (Born) and strong (unitary) scattering limits remains to be developed, as some compounds exhibit intermediate scattering strengths not fully captured by either model.^{32,33} When interpreting data from newly studied materials, the appropriate scattering model is often not known a priori. It is therefore reasonable to begin with the simplest cases, such as the two extreme approximations.

In this paper, we have measured the residual DOS in the low temperature limit, in order to determine the nature of the scattering channel. By measuring the electronic specific heat of a single (TMTSF)₂ClO₄ sample with a careful control of the cooling rate across T_{AO} , we can control the randomness of ClO₄ anions while keeping the amount of chemical defects constant. Interestingly, we reveal that the ClO₄ randomness works as Born-

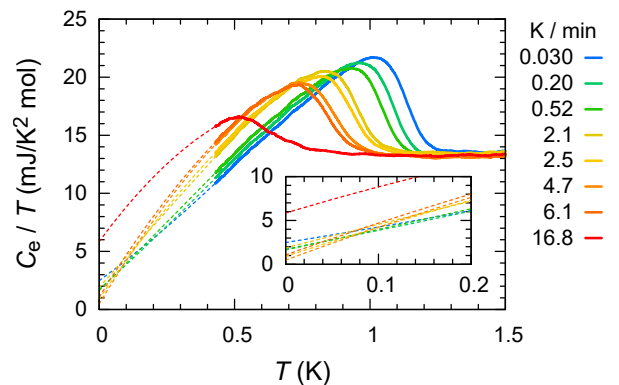


FIG. 1: Temperature dependence of the electronic specific heat C_e of (TMTSF)₂ClO₄ divided by temperature T measured after cooling through T_{AO} with different cooling rates. The experimental data are shown in solid curves and the extrapolation to low temperature (see text) with dashed curves. For clarity, the extrapolated curves at very low temperature are shown in the inset. The electronic specific heat of the normal state after subtraction of the phonon contribution amounts to $\gamma_N = 13.3 \pm 0.2$ mJ/K² mol.

limit scatterers. The Born-limit behavior has never been clearly identified in any unconventional superconductors. We also address the important issue of the electron scattering strength when superconductivity crosses over from uniform to granular at fast cooling rates.

II. EXPERIMENTAL SETUP

We performed specific heat measurements on a single crystalline sample of (TMTSF)₂ClO₄ (mass of 0.364 mg) prepared by electrocrystallization³⁴, using a custom-made calorimeter, described in Appendix A, placed into a commercial cryostat (Quantum Design, PPMS) equipped with the adiabatic-demagnetization refrigerator (ADR) option. This setup is capable of cooling a sample well below T_c (see Appendix B), while allowing us to control the cooling rate around $T_{AO} = 24$ K in a wide cooling-rate range^{22,35}. With this method, the slowest cooling rate was of 30 mK/min, and the base temperature was 400 mK.

For the calorimetry, we use the AC method³⁶, in which a sinusoidal current of frequency ω_H is supplied to the heater and the temperature oscillations induced by Joule heating at the frequency $2\omega_H$ are detected with lock-in amplifiers (Stanford Research Systems, SR830 and SR860). Here we typically choose $\omega_H/2\pi = 21.14$ Hz. From the raw heat capacity data, the contributions of the background due to the experimental setup without the sample and of the phonons were subtracted, using the procedure described in Appendix C, to obtain the temperature dependence of the electronic specific heat C_e of (TMTSF)₂ClO₄.

III. RESULTS

A. Evolution of T_c with disorder

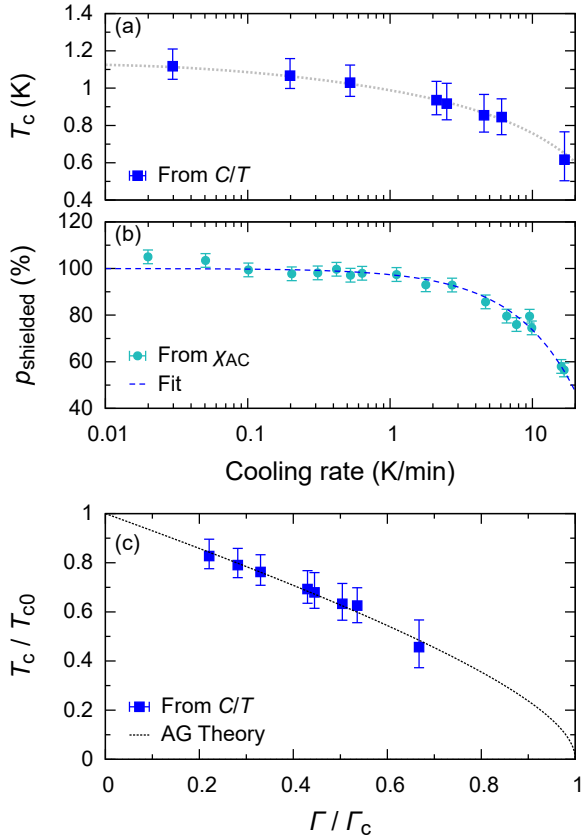


FIG. 2: Cooling rate dependence (a) of the critical temperature T_c (the dotted lines is a guide to the eye) and (b) of the sample shielded volume fraction p_{shielded} (data from Ref 22). The dotted line is a linear fit to the data. (c) Normalized T_c as a function of the normalized scattering rate Γ/Γ_c with $T_{c0} = 1.35$ K (see text). The scattering rate is deduced from previous resistivity measurements²². The dotted curve displays a result of the fitting of the Abrikosov-Gorkov (AG) theory.

In Fig. 1, we plot temperature dependence of C_e/T measured after cooling across T_{AO} with various cooling rates ranging from 0.03 K/min to 16.8 K/min. As the cooling rate increases, superconductivity is clearly suppressed. From this data set, we determined the thermodynamic superconducting critical temperature T_c by a triangular analysis of C_e/T using the usual entropy conservation rule for a broad transition. As expected, T_c decreases when the disorder increases due to a larger cooling rate (Fig. 2(a)).

As mentioned earlier, in $(\text{TMTSF})_2\text{ClO}_4$, superconductivity is homogeneous up to a cooling rate of about 1 K/min. For faster cooling rates, randomness makes

superconductivity granular in nature, which results in only part of the sample being shielded by superconducting currents. Figure 2(b) shows the sample shielded volume fraction p_{shielded} as measured by AC susceptibility for the same sample.

In our previous work²², for a $(\text{TMTSF})_2\text{ClO}_4$ sample of similar quality³⁴, we had established the relation between the cooling rate and the normal-state residual resistivity along the c^* axis ρ_{c^*} . From this, we can derive the dependence of T_c on the elastic scattering rate Γ ³⁷, as shown in Fig. 2(c). This result is well fitted by the Abrikosov-Gorkov theory³¹, giving $T_{c0} = 1.35 \pm 0.03$ K in the hypothetical perfectly clean limit and the critical resistivity $\rho_{c^*0} = 0.14 \Omega\cdot\text{cm}$. This value of T_{c0} is consistent with previous results^{22,38} and the critical resistivity value agrees reasonably as well. Figure 2(c) tells us that T_c is strongly affected by non-magnetic scattering centers as the cooling rate increases, as expected for unconventional superconductivity. However, it is unable to provide any information on the strength of these scatterers. To obtain such information, one must determine the residual DOS at zero temperature.

B. Low-temperature electronic specific heat

Although the lowest system temperature of the ADR is around 0.15 K, the lowest sample temperature achieved was around 0.4 K due to weak thermal coupling. Therefore, we extrapolate $C_e(T)/T$ curves to $T = 0$ in order to obtain the residual C_e/T values. To do so, we used extrapolation functions with three parameters such as $f(T) = a_0 + a_1T + a_2T^2$ (see Appendix D for more details). The parameters of such functions can be uniquely determined by considering the three conditions: continuity of the function and of its derivative with the experimental data at a connection temperature T_0 in the temperature range of 0.4-0.5 K: $f(T_0) = C_e(T_0)/T_0$ and $df/dT|_{T=T_0} = (d/dT)(C_e/T)|_{T=T_0}$, and the entropy-balance equation

$$\int_0^{T_0} f(T) dT + \int_{T_0}^{T_{c,\text{onset}}} \frac{C_e}{T} dT = \gamma_N T_{c,\text{onset}},$$

where γ_N is the normal-state electronic specific heat coefficient obtained after subtracting the phonon contribution and $T_{c,\text{onset}}$ is the temperature below which C_e departs from its normal state value $\gamma_N T$. This extrapolation provides a good estimation of the residual C_e/T as $\gamma_0 = C_e/T|_{T \rightarrow 0} \sim a_0$. The extrapolation functions are shown as dashed curves for $T \lesssim 0.4$ K in Fig. 1, and the residual DOS γ_0 determined in this manner is shown in Fig. 3(a).

Another way to characterize the strength of the scattering process, free from any possible ambiguities originating from the extrapolation procedure, is through the T_c dependence of the specific heat jump at the transition⁴⁰. We estimated this jump by linearly extrapolating

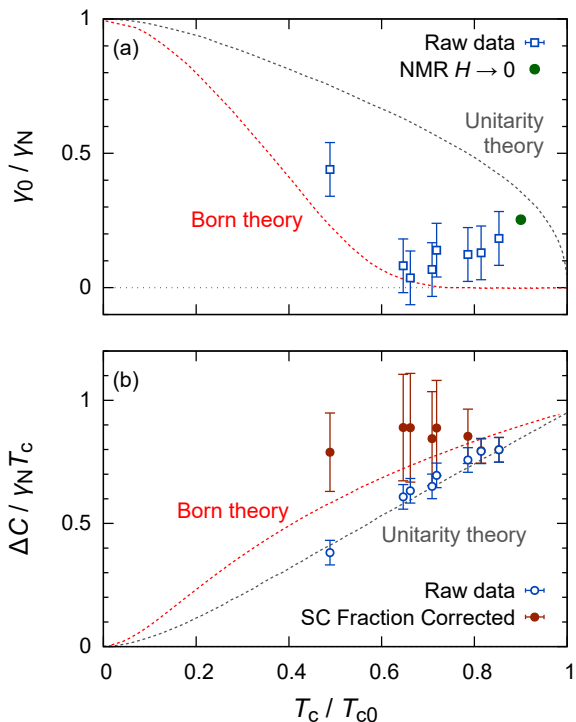


FIG. 3: (a) Normalized values of the residual quasiparticle DOS, obtained from specific heat data, plotted against the normalized T_c . Theoretical values for strong scattering (unitarity limit) and weak scattering (Born limit) are also plotted (dotted curves)³⁰. The error bars provide an estimate of the uncertainty of the extrapolation procedure. The green data point is extracted from NMR data^{15,39} (cooling rate of 7 mK/min, $T_{c0} = 1.4$ K). (b) Normalized specific heat jump at T_c as a function of T_c / T_{c0} for the raw data (error bars correspond to the error in the determination of the jump amplitude) and after correction (error bars comprise the experimental uncertainty and the uncertainty on p) for the superconducting (SC) fraction of the sample (see text). The expectations for both Born and unitarity theories are also shown as dotted curves.

the low temperature C_e/T up to T_c . The corresponding data points are shown with open symbols in Fig. 3(b).

IV. DISCUSSION

A. Born limit in $(\text{TMTSF})_2\text{ClO}_4$

Figure 3(a) reveals a remarkable behaviour for the residual DOS. First, we note that γ_0 does not increase as T_c decreases at larger cooling rates. This behaviour is at variance with most experiments where the unitarity limit is observed and induces a fast increase of γ_0 at increasing scattering^{32,41–43}. This is a first sign that the random ClO_4 anions in $(\text{TMTSF})_2\text{ClO}_4$ behave as Born-limit scatterers.

However, as shown in Fig. 2(b), for cooling rates larger

than about 1 K/min, we have to take into account that only a fraction of the sample undergoes the superconducting transition due to the formation of granular superconductivity²². As a consequence, the measured γ_0 results from the contributions of both the superconducting and the normal parts of the sample:

$$\gamma_0 = \gamma_{\text{normal}} + \gamma_{\text{super}} \quad (1)$$

$$= (1 - p)\gamma_N + p\gamma_{0,s}, \quad (2)$$

where $\gamma_{0,s}$ is the residual quasiparticle DOS for the superconducting part of the sample. The volume fraction p that intervenes in Eq. (2) is not straightforward to determine. A minimum value for p is the volume fraction of the ordered regions p_{ordered} as determined by the normal state resistivity behavior²². A maximum value for p is the total superconducting volume fraction p_{shielded} as determined from the fit to the data of Fig. 2(b)²². Both limits are shown in Fig. 4(a).

The current understanding of granular superconductivity in $(\text{TMTSF})_2\text{ClO}_4$ is that, at cooling rates above 1 K/min, ordered regions become superconducting and couple by proximity effect. This induces superconducting coherence in regions that would otherwise remain normal. The difference between p_{shielded} and p_{ordered} corresponds to these disordered regions which carry supercurrents and are thus shielded. However, determining the contribution of these regions to the low temperature DOS is difficult.

Indeed, in the proximity effect with s -wave superconductors, proximitized regions exhibit a superconducting gap within the normal-state coherence length⁴⁴. For d -wave superconductors, however, the density of states in the proximitized region depends on the orientation of the normal-superconductor interface relative to the superconducting order parameter and may develop an s -wave component near the interface^{45–49}. In the following, we will therefore consider that $p_{\text{ordered}} \leq p \leq p_{\text{shielded}}$.

Let us compare our data with theoretical predictions more quantitatively. For example, at $T_c/T_{c0} = 0.65$ (cooling rate = 4.7 K/min), we have $\gamma_0/\gamma_N \simeq \gamma_{0,s}/\gamma_N \simeq 0.05 \pm 0.1$. This value is fully compatible with the Born limit, and clearly incompatible with the unitarity limit, for which $\gamma_{0,s} \simeq 0.6\gamma_N$ is expected. We comment here that, up to this cooling rate, the correction due to volume fraction change is negligible since the experimentally obtained γ_0 is close to zero. For the fastest cooling rate (16.8 K/min, $T_c/T_{c0} = 0.48$), we need to take into account the change in the volume fraction. The actual p should be in the range between $p_{\text{ordered}} \simeq 0.4$ and $p_{\text{shielded}} \simeq 0.55$. In the unitarity limit theory, we would expect $\gamma_{0,s,U} \simeq 0.75\gamma_N$. After considering the effect of the decrease in the volume fraction using Eq. (2), this value of $\gamma_{0,s,U}$ leads to $\gamma_0/\gamma_N \in [0.85, 0.90]$. In the Born limit, we would expect $\gamma_{0,s,B} \simeq 0.2\gamma_N$, leading to $\gamma_0/\gamma_N \in [0.55, 0.70]$. Thus, the experimental value of $\gamma_0/\gamma_N \simeq 0.45 \pm 0.1$ is more compatible with the Born limit.

As another way to characterize the scattering process, we focus on the T_c dependence of the specific-heat

jump at the transition. As calculated first by Suzumura and Schulz, and then by Puchkaryov and Maki^{27,30}, the specific-heat jump ΔC at the transition normalized by $\gamma_N T_c$ is larger in the Born limit than in the unitarity limit. The experimental data (Fig. 3(b)) after renormalized by p to account for the change in the superconducting fraction, is close to the Born limit. This data on the specific-heat jump provides an additional confirmation for the Born-limit behavior. Let us moreover stress that this analysis does not depend on the electronic specific heat extrapolation method at low temperatures.

As can be seen, both the residual density of states γ_0 and the specific heat jump at the superconducting transition ΔC strongly suggest that the Born limit more adequately describes the effect of scattering centers on the superconductivity in (TMTSF)₂ClO₄ at large disorder.

B. Evolution of pair breaking mechanism with disorder

In this subsection, we discuss an additional surprising feature in Fig. 3(a). Up to about 6 K/min, that is until T_c drops to about $0.65 T_{c0}$, the effect of the volume-fraction change is negligible. Under the slowest cooling rate of this experiment (30 mK/min, $T_c/T_{c0} = 0.85$), $\gamma_0/\gamma_N \approx 0.2$. This value is consistent with the NMR data^{15,39} (green point) measured under cooling rate of 7 mK/min. Then, γ_0 shows a slight tendency to decrease as T_c decreases. Finally, γ_0 experiences an upturn above 10 K/min, mainly due to the normal contribution becoming dominant ($p \approx 50\%$). Interestingly, a weak minimum in γ_0/γ_N exists between both trends. This minimum points to the existence of two different regimes for impurity scattering. We propose below an interpretation for this feature.

First, preexisting chemical impurities, in particular in the TMTSF conduction layer, are unavoidable in the chemical synthesis of such materials. At our slowest possible cooling rate (30 mK/min), $T_c/T_{c0} = 0.85$ can be related to a residual DOS of $\gamma_0 \approx 0.2\gamma_N$. This is likely due to such chemical impurities. These can be magnetic and could therefore act as strong dilute scatterers^{50–52}. Indeed, the non-zero γ_0 at slow cooling rates can be interpreted as the sign that this scattering by chemical impurities is in the unitarity limit. **We presume that this impurity-induced state by chemical impurities is located close to zero energy and extended along the SC gap node direction in real space, as illustrated in Ref.⁵³ for d-wave superconductivity.**

As the cooling rate is increased, however, γ_0/γ_N decreases with T_c/T_{c0} . This is surprising since the cooling rate is not expected to affect the concentration of pre-existing localized impurities. In a naive picture, we would expect γ_0/γ_N to be constant.

Our interpretation of this phenomenon is that a crossover in the nature of the pair-breaking process takes place as soon as the cooling rate departs from

the slowest one. High-resolution X-ray investigations^{54–56} have shown that, with increasing cooling rates, (TMTSF)₂ClO₄ organizes itself into finite-sized anion-ordered domains, inserted into non-superconducting anion-disordered background. As a consequence, pair-breaking could be expected at the non-magnetic borders of ordered domains. This mechanism is known to be sensitive to cooling rate⁵⁴. Note that X-ray studies have shown that lone misaligned ClO₄ anions are scarce, so that scattering against those is unlikely to be the dominant process. We therefore propose that scattering becomes progressively governed by that on the boundaries of anion-ordered regions. The steady decrease of the residual DOS when T_c/T_{c0} changes from 1 to 0.6 leads us to propose that this scattering mechanism is weak and follows the Born limit.

To support this, from Fig. 2(c), we have extracted the normalized electronic mean free path λ/λ_c from the scattering rate, assuming that $\Gamma/\Gamma_c = \lambda_c/\lambda$, with λ_c the mean free path at which $T_c = 0$ (Fig. 4(c)). It is remarkable that it follows a cooling-rate dependence very similar to the size of the anion-ordered domains L_{2D} in the ab plane observed by X-ray scattering experiments⁵⁴.

At high cooling rates, the distance l_{2D} between ordered domains increases fast. This can be understood in terms L_{2D} . Assuming, crudely, that the ordered domains are squares in the ab plane, l_{2D} in the ab plane is given by

$$l_{2D} \simeq \frac{1 - \sqrt{p}}{\sqrt{p}} L_{2D}. \quad (3)$$

According to this picture, the minimum for γ_0 ($T_c/T_{c0} \simeq 0.65$) in Fig. 3 (signaled by the horizontal dashed line in Fig. 4(c)) may be interpreted as resulting from the crossover between the two dominant scattering mechanisms when the mean distance between local strong scattering defects becomes of the order of L_{2D} . Using the value of $L_{2D} = 45$ nm as determined by X-ray measurements⁵⁴ for a value of $T_c/T_{c0} \simeq 0.62$, we can determine that the local defect concentration would be of $\approx 0.001\%$ /unit cell. This value is in line with values reported in the literature, namely $< 0.008\%$ /mole⁵⁴. Furthermore, on the basis of the EPR linewidth dependence of e-beam irradiated (TMTSF)₂ClO₄ at very low temperature, the amount of residual spins per mole of TMTSF in a pristine sample is inferred to be at most 0.05% /mole⁵⁷.

How both scattering mechanisms act is illustrated in Fig. 5 using a cartoon picture of randomly-arranged localized chemical impurities superimposed on a chess-board lattice mimicking anion-ordered domains. **The concentration of chemical impurities is constant for a given sample. However, the density of boundaries between ordered domains varies with the cooling rate.** At slow cooling rates, the domain size are large, so that the concentration of domains which are free from impurities is low. **All domains are therefore significantly affected by chemical impurities.** Increasing the cooling rate makes the averaged domain size smaller, leading in turn to a

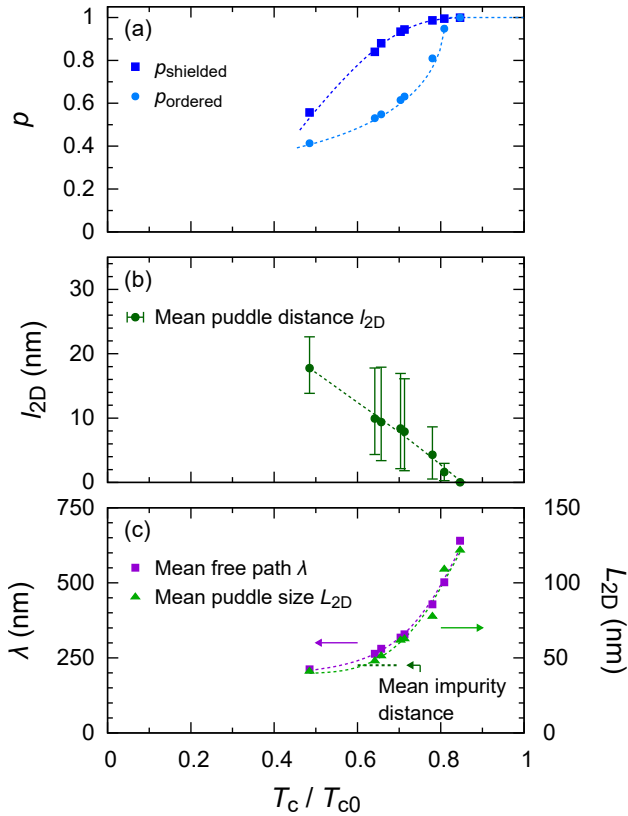


FIG. 4: (a) T_c/T_{c0} -dependence of p_{shielded} , as extracted from Fig. 2(b), and of p_{ordered} as extracted from the normal state resistivity (Ref. 22). (b) Mean inter-puddle distance l_{2D} extracted from Eq. (3). The bars correspond to the two extreme values for p : p_{shielded} and p_{ordered} . (c) Mean ordered domain size L_{2D} in the ab plane⁵⁴ and mean free path λ as extracted from the scattering rate (Fig. 2(c)). The horizontal dashed line shows the cooling rate at which the average domain size amounts to the distance between local defects for a concentration of 20 ppm/unit cell. All lines are guides to the eye.

larger fraction of ordered domains without any impurities. **Those are likely to retain a T_c unaffected by strong scatterers.** For instance, if the distance between two local impurities is ~ 40 nm at $T_c/T_{c0} \simeq 0.65$ as discussed above, this would translate into ~ 10 local defects per ordered zone, on average, at the slowest cooling rate of 30 mK/min. We believe that this accounts for the larger values of γ_0 at slow cooling rates.

Theories predict the suppression of d -wave pairing²⁵ for a critical mean free path $\lambda_c = \pi\xi_{ab}$, where $\xi_{ab} = 45$ nm is the superconducting coherence length in the ab plane⁵⁸. Assuming that λ_c corresponds to Γ_c and according to Fig. 2(c), one obtains mean free paths of about 210 nm and 650 nm at 16.8 K/min and 30 mK/min, respectively (Fig. 4(c)). This is about 5 times larger than the typical size of ordered domains. This means that the scattering process is due to passing through domain walls,

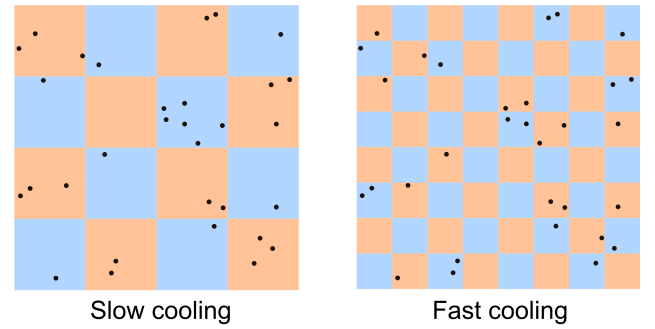


FIG. 5: Crude 2D picture of anion-ordered domains (blue and orange) in a background of randomly distributed localized chemical impurities, represented as black dots. The fraction of domains containing no impurity is very small under slow cooling conditions (left), but increases significantly at rapid cooling (right) as the size of domains decreases.

and a pair has to travel through typically 5 domain walls to loose its coherence, consistent with the Born limit picture developed here.

V. CONCLUSION

Although Born-limit scattering was already discussed by theoreticians in the context of cuprates in the early 1990s^{26,29,59}, direct experimental evidence has remained scarce. Over time, however, it has become clear that the effective scattering potential in unconventional superconductors is usually intermediate between the Born and unitary limits³³. The true endpoints of purely Born or purely unitary scattering are likely never realized in practice. In this context, we believe that (TMTSF)₂ClO₄, and more generally organic superconductors, provide a particularly interesting platform to experimentally investigate and test the applicability of these scattering models. Indeed, through this work, we investigated the effect of nonmagnetic impurities on the thermodynamics properties of the Q1D organic superconductor (TMTSF)₂ClO₄. We have shown that, at strong ClO₄ disorder, there is compelling evidence for the existence of Born scattering in this d -wave superconducting system. At very low ClO₄ disorder, in contrast, we have shown that scattering may very well be dominated by isolated chemical impurities, possibly in the unitarity limit. There then is a crossover between the two scattering regimes controlled by the size of the anion-ordered domains, which, in turn, determines the elastic electron mean free path.

This proposed crossover would call for further investigation toward direct confirmation. For example, previous experimental investigations of the solid solution (TMTSF)₂(ClO₄)_(1-x)(ReO₄)_x have shown that even a small concentration of ReO₄ impurities suppresses T_c very efficiently³⁸. Moreover, diffuse X-ray scattering⁶⁰

revealed that long-range ClO_4 order persists up to about $x = 3\%$. Since it is very likely that ReO_4 anions are surrounded by disordered domains acting as weak scattering centers for superconductivity, very much like the disordered domain walls in pure $(\text{TMTSF})_2\text{ClO}_4$, the investigation of the superconducting thermodynamic properties of $(\text{TMTSF})_2\text{ClO}_4\text{-ReO}_4$ alloys should be very valuable to derive the strength of the scattering induced by such an isoelectronic anion disorder.

VI. ACKNOWLEDGMENTS

We gratefully acknowledge stimulating discussions with Claude Bourbonnais, Christophe Brun, and Vincent Humbert. This project was partly funded by France-Japan bilateral joint funding: the PHC Sakura 2022 (project n°48320WB) for the French side and Grant-in-Aid for Bilateral Joint Research Projects (No.JPJSBP120223205) from the Japan Society for the Promotion of Science (JSPS) for the Japanese side. The work at Kyoto Univ. was additionally supported by Grant-in-Aids for Scientific Research on Innovative Areas “Quantum Liquid Crystals” (KAKENHI Grant Nos. 20H05158, 22H04473a) from JSPS, Grant-in-Aids for Academic Transformation Area Research (A) “1000 Tesla Science” (KAKENHI Grant No. 23H04861) from JSPS, by a research support funding from The Kyoto University Foundation, by ISHIZUE 2020 and 2023 of Kyoto University Research Development Program, and by The Murata Science Foundation. S. Yonezawa acknowledges support for the construction of the calorimeter from Research Equipment Development Support Room of the Graduate School of Science, Kyoto University; and support for liquid helium supply from Low Temperature and Materials Sciences Division, Agency for Health, Safety and Environment, Kyoto University.

Appendix A: Calorimeter design

To measure the specific heat, we have built a custom-made calorimeter that is compatible with the PPMS-ADR cryostat. A bare chip of a resistive thermometer (Lakeshore, Cernox) was used as the sample stage. The thermometer element was cut into two parts by focused ion beam (FIB). One part is used as a thermometer and the other as a heater. This construction minimizes the background contribution. We used Pt-W wires with a diameter of $25\ \mu\text{m}$ to construct four-wire connections to the thermometer and heater, as well as to hang the sample stage. Silver epoxy (Epotek H20E) was used for electrical connection. The thermometer was calibrated before the heat-capacity measurement by thermally contacting the sample stage and the thermal bath with a gold foil.

Appendix B: Cool-down procedure

To control the anion ordering, we first cool down the system to 50 K and keep the temperature constant for one hour to fully randomize the ClO_4 anion orientation. Subsequently, the system was cooled down with a fixed cooling rate down to 10 K. The final step was to cool the sample down to the lowest temperature using the adiabatic demagnetization procedure. For the 16.8 K/min data, the system was cooled first to 10 K under high vacuum to keep the sample temperature to 50 K, before putting ~ 200 Pa of helium exchange gas to start rapid cooling. All cooling rates were calculated by a linear fitting of the time dependence of the sample-stage temperature around T_{AO} .

Appendix C: AC specific heat measurement

We used the AC calorimetry method to measure the small heat capacity of the sample³⁶. To determine which frequency ω_H to use for the current injected in the heater, we measured the temperature dependence of the heat capacity under various frequencies and chose a frequency maximizing the sensitivity while avoiding extrinsic frequency-dependent results. In these experiments, we used $\omega_H/2\pi = 21.14$ Hz. The amplitude of the heater current is chosen so that the temperature oscillation amplitude is about 1% of the sample temperature.

We also performed measurements of the background heat capacity of the sample stage. We found that determining the proper ω_H for the background (addenda) measurement was complicated by a spurious frequency dependence at higher frequency. Thus, we fitted the low-frequency data below 32 Hz to obtain the heat capacity C by using the theoretical formula³⁶

$$\frac{T_{\text{AC}}}{P_0} = \frac{1}{2\omega_H C} \frac{1}{\sqrt{1 + (\tau_1\omega_H)^{-2} + (\tau_2\omega_H)^2}}.$$

From the raw heat capacity data, after subtracting this background contribution, the phonon contribution was obtained by fitting $C/T = \gamma + C_{\text{phonon}}/T$ to the data above T_c , where C_{phonon}/T is assumed to have the form $\beta_2 T^2 + \beta_4 T^4$. Although this phonon model is very simple, we found that the model with one fixed value sets β_2 and β_4 fits the data well throughout all the cooling rates. For γ , we allow this value to vary for different cooling rates, but the resultant change in γ is less than $0.5\ \text{mJ/mol K}^2$ ($\sim 3\%$ of the total γ value). Also, we should comment that in-field specific heat measurement to estimate the normal-state contribution is not straightforward when using an ADR, where the condition $H \simeq 0$ is necessary for maximum cooling down. Thus, we judge that use of this model for the normal-state contribution is adequate for the present study. Even after subtracting C_{phonon}/T , the data was found to contain a small peak at around 0.8 K. This peak was independent of the

cooling rate and a similar peak is seen in the background contribution. Thus, we judged that this small peak is extrinsic, probably originating from under-subtraction of the background. For the slowest-cooled data, this peak was fitted with two gaussian functions plus a polynomial function representing the intrinsic heat capacity, and these gaussian functions are subtracted from all the data.

Appendix D: Extrapolation of C_e/T in the $T \rightarrow 0$ limit

To extrapolate the residual electronic specific heat for $T \rightarrow 0$, we need to assume a theoretical function. However, since different theoretical models predict different temperature dependence for C_e/T at low tempera-

ture^{27,30,61}, there is an ambiguity in the choice of the extrapolation function. We have therefore tried to use extrapolation functions $f_\alpha(T) = a_0 + a_1T + a_2T^\alpha$ by systematically changing the exponent α from 1.1 to 3.0, although $\alpha = 2$ seems to be the most theoretically valid value since this exponent corresponds to the theoretical model of C_e/T of line-nodal superconductors with Born impurities²⁷. We have also tried other extrapolation functions such as $g(T) = b_0 + b_2T^2 + b_3T^3$, which is valid for line-nodal superconductors with unitarity impurity scattering⁶². By examining extrapolation functions mentioned above, we have checked that the results reported here did not significantly vary, irrespectively to the choice of the extrapolation function, and the overall qualitative dependence of the residual DOS on T_c remains the same as the one described in Fig. 3.

* Electronic address: claire.marrache@universite-paris-saclay.fr

† Electronic address: denis.jerome@universite-paris-saclay.fr

‡ Electronic address: yonezawa.shingo.3m@kyoto-u.ac.jp

- ¹ K. Bechgaard, K. Carneiro, M. Olsen, and F. B. Rasmussen. Zero-pressure organic superconductor (TMTSF)₂ClO₄. *Phys. Rev. Lett.*, 46:852, 1981.
- ² A.G. Lebed, editor. *The Physics of Organic Superconductors and Conductors*. Number 110 in Materials Science Series. Springer, 2008.
- ³ D. Jerome and C. Bourbonnais. Quasi one-dimensional organic conductors: from Fröhlich conductivity and Peierls insulating state to magnetically-mediated superconductivity, a retrospective. *C. R. Physique*, 25:17–178, 2024. <https://doi.org/10.5802/crphys.164>.
- ⁴ T. Giamarchi. *Quantum physics in one dimension*, volume 121. Clarendon press, 2003.
- ⁵ V. J. Emery. Some basic questions in organic superconductivity. *J. Physique*, 44-C3:977, 1983. Open archive <http://hal.archives-ouvertes.fr/>.
- ⁶ V. J. Emery. The mechanisms of organic superconductivity. *Synthetic. Met.*, 13:21, 1986.
- ⁷ M.T. Béal-Monod, C. Bourbonnais, and V. J. Emery. Possible superconductivity in nearly antiferromagnetic itinerant fermion systems. *Phys. Rev. B*, 34:7716, 1986.
- ⁸ W. Kohn and J. M. Luttinger. New mechanism for superconductivity. *Phys. Rev. Lett.*, 15:524, 1965.
- ⁹ H. Hasegawa and H. Fukuyama. A theory of phase transitions in quasi-one-dimensional electrons. *Journal of the Physical Society of Japan*, 55(11):3978, 1986.
- ¹⁰ Y. Hasegawa and H. Fukuyama. Nmr relaxation time of the anisotropic superconducting state in quasi-one-dimensional systems. *J. Phys. Soc. Jpn.*, 56(3):887, March 1987.
- ¹¹ C. Bourbonnais and L. G. Caron. The role of kinetic interchain coupling in quasi-1D conductors. *Physica B*, 143B:450, 1986.
- ¹² A Sedeki, D Bergeron, and C Bourbonnais. Extended quantum criticality of low-dimensional superconductors near a spin-density-wave instability. *Phys. Rev. B*, 85(16):165129, 2012.
- ¹³ L. G. Caron and C. Bourbonnais. Importance of one-

dimensional correlations in the phase diagram of the (TMTTF)₂X – (TMTSF)₂X salts. *Physica*, 143B:453, 1986.

- ¹⁴ D. Jerome and S. Yonezawa. Novel superconducting phenomena in quasi-one-dimensional bechgaard salts. *C. R. Physique*, 17:357, 2016. Open Access Sciencedirect.
- ¹⁵ J. Shinagawa, Y. Kurosaki, F. Zhang, C. Parker, S. E Brown, D. Jerome, J. B. Christensen, and K. Bechgaard. Superconducting state of the organic conductor (TMTSF)₂ClO₄. *Phys. Rev. Lett.*, 98(14):147002, 2007. <http://arxiv.org/abs/cond-mat/0701566v2>.
- ¹⁶ S. Yonezawa, S. Kusaba, Y. Maeno, P. Auban-Senzier, C. Pasquier, K. Bechgaard, and D. Jérôme. Anomalous in-plane anisotropy of the onset of superconductivity in (TMTSF)₂ClO₄. *Phys. Rev. Lett.*, 100(11):117002, March 2008.
- ¹⁷ S. Yonezawa, Y. Maeno, K. Bechgaard, and D. Jerome. Nodal superconducting order parameter and thermodynamic phase diagram of (TMTSF)₂ClO₄. *Physical Review B*, 85:140502, 2012. <https://arxiv.org/pdf/1112.5974>.
- ¹⁸ P. Garoche, R. Brusetti, and K. Bechgaard. Influence of the cooling rate on the superconducting properties of the organic solid di-tetramethylselenafulvalene-perchlorate, (TMTSF)₂ClO₄. *Physical Review Letters*, 49:1346–1349, 1982.
- ¹⁹ S. Tomić, D. Jerome, P. Monod, and K. Bechgaard. EPR and electrical conductivity of the organic superconductor di-tetramethyltetraselenafulvalenium-perchlorate, (TMTSF)₂ClO₄ and a metastable magnetic state obtained by fast cooling. *J. Physique Lettres*, 43:L-839, 1982. <https://hal.science/jpa-00232133v1>.
- ²⁰ T. Takahashi, D. Jerome, and K. Bechgaard. Observation of a magnetic state in the organic superconductor (TMTSF)₂ClO₄ : Influence of the cooling rate. *J. Physique Lett*, 43:L-565, 1982. <http://dx.doi.org/10.1051/jphyslet:019820043015056500>.
- ²¹ S. Haddad, S. Charfi-Kaddour, and J.P. Pouget. Inhomogeneous superconductivity in organic conductors: the role of disorder and magnetic field. *Journal of Physics: Condensed Matter*, 23(46):464205, 2011.
- ²² S. Yonezawa, C. A. Marrache-Kikuchi, K. Bechgaard, and D. Jerome. Crossover from impurity-controlled to granu-

- lar superconductivity in $(\text{TMTSF})_2\text{ClO}_4$. *Phys. Rev. B*, 97:014521, 2018. <https://hal.science/hal-01768024>.
- ²³ P.W. Anderson. Theory of dirty superconductors. *J. Phys. Chem. Solids*, 11:26, 1959.
 - ²⁴ L. P. Gorkov and P. A. Kalugin. Defects and unusual superconductivity. *Jour. Experimental. Theoretical. Physics. (JETP)*, 41(5):253–255, 1985.
 - ²⁵ Y. Sun and K. Maki. Impurity effects in d -wave superconductors. *Phys. Rev. B*, 51:5069, 1995.
 - ²⁶ G. Preosti, H. Kim, and P. Muskar. Density of states in unconventional superconductors: Impurity-scattering effects. *Physical Review B*, 50:1259, 1994.
 - ²⁷ Y. Suzumura and H.J. Schulz. Thermodynamic properties of impure anisotropic quasi-one-dimensional superconductors. *Phys. Rev. B*, 39(16):11398, 1989.
 - ²⁸ V.G. Kogan, R. Prozorov, and V. Mishra. London penetration depth and pair breaking. *Physical Review B*, 88(22):224508, 2013.
 - ²⁹ P.J. Hirschfeld and N. Goldenfeld. Effect of strong scattering on the low-temperature penetration depth of a d -wave superconductor. *Physical Review B*, 48(6):4219, 1993.
 - ³⁰ E. Puchkaryov and K. Maki. Impurity scattering in d -wave superconductivity. Unitarity limit versus Born limit. *Eur. Phys. J. B*, 4:191, 1998.
 - ³¹ A. A. Abrikosov and L. P. Gorkov. Contribution to the theory of superconducting alloys with paramagnetic impurities. *Soviet Physics JETP*, 12(6):1243, 1961.
 - ³² Y. Kitaoka, K. Ishida, and K. Asayama. Impurity effect in high- T_c superconductors. A consistent analysis by d -wave superconducting model. *Journal of the Physical Society of Japan*, 63:2052–2056, 1994.
 - ³³ K.I. Cho, M. Kończykowski, S. Teknowijoyo, S. Ghimire, MA Tanatar, Vivek Mishra, and R. Prozorov. Intermediate scattering potential strength in electron-irradiated $\text{Yb}_2\text{Cu}_3\text{O}_{7-\delta}$ from London penetration depth measurements. *Physical Review B*, 105(1):014514, 2022.
 - ³⁴ In Ref.²², two samples of similar quality have been measured. Sample #1 has been measured simultaneously for resistivity and AC susceptibility, while Sample #2 has been used only for AC susceptibility and is actually the sample we study in the present paper.
 - ³⁵ S. Yonezawa, T. Higuchi, Y. Sugimoto, C. Sow, and Y. Maeno. Compact AC susceptometer for fast sample characterization down to 0.1 K. *Rev. Sci. Instrum.*, 86(9):093903, 2015.
 - ³⁶ P. F. Sullivan and G. Seidel. Steady-state, ac-temperature calorimetry. *Phys. Rev.*, 173(3):679, 1968.
 - ³⁷ For this, we have assumed that $\frac{\Gamma}{\Gamma_c} = \frac{\rho_c}{\rho_{c*0}}$, where Γ_c and ρ_{c*0} are respectively the scattering rate and normal state residual resistivity at which superconductivity is destroyed.
 - ³⁸ N. Joo, P. Auban-Senzier, C. Pasquier, P. Monod, D. Jerome, and K. Bechgaard. Suppression of superconductivity by non-magnetic disorder in the organic superconductor $(\text{TMTSF})_2(\text{ClO}_4)_{(1-x)}(\text{ReO}_4)_x$. *Eur. Phys. J. B*, 40(1):43, 2004. <https://hal.science/hal-00001054>.
 - ³⁹ This value of residual density of states has been derived for a very slowly cooled $(\text{TMTSF})_2\text{ClO}_4$ sample (7 mK/min) from the T -linear dependence of the relaxation rate of ^{77}Se nuclei performed in the superconducting phase¹⁵ taking into account the Korringa law and the field dependence of the specific heat measured in Ref.¹⁷.
 - ⁴⁰ L. A. Openov. Effect of nonmagnetic and magnetic impurities on the specific heat jump in anisotropic superconductors. *Physical Review B—Condensed Matter and Materials Physics*, 69(22):224516, 2004.
 - ⁴¹ Y. Fukuzumi, K. Mizuhashi, K. Takenaka, and S. Uchida. Universal superconductor-insulator transition and T_c depression in Zn-substituted high- T_c cuprates in the underdoped regime. *Physical review letters*, 76(4):684, 1996.
 - ⁴² T. Goto, S. Nakajima, M. Kikuchi, Y. Syono, and T. Fukase. Cu/tl-nmr study on the non-magnetic impurity effect in tl-based high- T_c cuprate $\text{TlBa}_2\text{Ca}(\text{Cu}_{1-z}\text{Zn}_z)_2\text{O}_{7+\delta}(\text{tl1212})$. *Journal of the Physical Society of Japan*, 65(11):3666–3671, 1996.
 - ⁴³ C. Bernhard, J.L. Tallon, T. Blasius, A. Golnik, and C. Niedermayer. Anomalous peak in the superconducting condensate density of cuprate high- T_c superconductors at a unique doping state. *Physical Review Letters*, 86(8):1614, 2001.
 - ⁴⁴ W.L. McMillan. Theory of superconductor—normal-metal interfaces. *Physical Review*, 175(2):559, 1968.
 - ⁴⁵ Y. Ohashi. Unusual proximity effect of d -wave superconductivity. *Journal of the Physical Society of Japan*, 65(3):823–839, 1996.
 - ⁴⁶ Y. Tanuma, Y. Tanaka, and S. Kashiwaya. Proximity effect on the interface of normal metal/ d -wave superconductors. *Physica C: Superconductivity*, 412:319–323, 2004.
 - ⁴⁷ G.Q. Zha, L. Covaci, S.P. Zhou, and F.M. Peeters. Proximity-induced pseudogap in mesoscopic superconductor/normal-metal bilayers. *Physical Review B—Condensed Matter and Materials Physics*, 82(14):140502, 2010.
 - ⁴⁸ A.A. Golubov and M.Y. Kupriyanov. Anomalous proximity effect in d -wave superconductors. *Journal of Experimental and Theoretical Physics Letters*, 67:501–507, 1998.
 - ⁴⁹ T. Löfwander. Proximity effect in normal metal–high- T_c superconductor contacts. *Physical Review B—Condensed Matter and Materials Physics*, 70(9):094518, 2004.
 - ⁵⁰ S. Bouffard, M. Ribault, R. Brusetti, D. Jérôme, and K. Bechgaard. Low-temperature metallic state and superconductivity in quasi-one-dimensional organic conductors: pressure and irradiation investigations. *Journal of Physics C: Solid State Physics*, 15(13):2951, 1982. <https://hal.science/hal-04981979>.
 - ⁵¹ M.-Y. Choi, P.M. Chaikin, S.Z. Huang, P. Haen, E.M. Engler, and R.L. Greene. Effect of radiation damage on the metal-insulator transition and low-temperature transport in the tetramethyltetraselenofulvalinium pf_6 salt $[(\text{TMTSF})_2\text{PF}_6]$. *Physical Review B*, 25(10):6208, 1982.
 - ⁵² J.H. Park, S.J. Choi, and W. Kang. Study of anion disorder and x-ray induced disorder in $(\text{TMTSF})_2\text{ClO}_4$. *Synthetic metals*, 103(1-3):2121–2122, 1999.
 - ⁵³ Lingyin Zhu, W. A. Atkinson, and P. J. Hirschfeld. Two impurities in d -wave superconductor: local density of states. *Phys. Rev. B*, 67(9):094508, March 2003.
 - ⁵⁴ J.P. Pouget, S. Kagoshima, T. Tamegai, Y. Nogami, K. Kubo, T. Nakajima, and K. Bechgaard. High resolution X-ray scattering study of the anion ordering phase transition of $(\text{TMTSF})_2\text{ClO}_4$. *Jour. Phys. Soc. Japan*, 59(6):2036, 1990.
 - ⁵⁵ R. Moret, J. P. Pouget, and R. Comes. X-ray study of the anion ordering transition in di(tetramethyltetraselenafulvalen)-ium perchlorate $(\text{TMTSF})_2\text{ClO}_4$: quenching and irradiation effects. *J. Physique*, 46:1521, 1985.
 - ⁵⁶ S. Kagoshima, T. Yasunaga, T. Ishiguro, H. Anzai, and G. Saito. Quenching effect of the anion ordering in the

- organic superconductor $(\text{TMTSF})_2\text{ClO}_4$: An x-ray study. *Solid State Communications*, 46(12):867–870, 1983.
- ⁵⁷ M. Sanquer and S. Bouffard. ESR properties of irradiated $(\text{TMTSF})_2\text{ClO}_4$. *Mol. Cryst. Liq. Cryst*, 119:147–150, 1985.
- ⁵⁸ K. Murata, M. Tokumoto, H. Anzai, K. Kajimura, and T. Ishiguro. Upper critical field of the anisotropic superconductors, $(\text{TMTSF})_2\text{ClO}_4$. *Japanese Journal of Applied Physics*, 26(Supplement 26-3):1367–1368, 1987.
- ⁵⁹ L. S. Borkowski and P. J. Hirschfeld. Distinguishing d -wave superconductors from highly anisotropic s -wave superconductors. *Phys. Rev. B*, 49(21):15404, 1994.
- ⁶⁰ V. Ilakovac, S. Ravy, K. Boubekeur, C. Lenoir, P. Batail, and J. P. Pouget. Substitutional disorder and anion ordering transition in the $(\text{TMTSF})_2(\text{ClO}_4)_{(1-x)}(\text{ReO}_4)_x$ solid solution. *Phys. Rev. B*, 56(21):13878, 1997.
- ⁶¹ P.J. Hirschfeld, P. Wölfle, and D. Einzel. Consequences of resonant impurity scattering in anisotropic superconductors: Thermal and spin relaxation properties. *Physical Review B*, 37(1):83, 1988.
- ⁶² K. Maki and H. Won. D -wave superconductivity: New paradigm? *Annalen der Physik*, 508(4):320–332, 1996.